

Catherine Benediktsson, President
Richard Snyder, Vice President
John Carapiet, Secretary

Omar Arias-Montez, Director
Tod Moody, Director

**NOTICE AND AGENDA
Regular Board Meeting
at Sanitary District No. 5 of Marin County
Thursday, April 16th, 2026**

5:00 P.M. REGULAR BOARD MEETING

Teleconference Location:

Director Richard Snyder 10 Pomander Walk Belvedere CA 94920	Director Catherine Benediktsson 2352 Mar East Street Tiburon CA 94920
---	---

PURSUANT TO THE RALPH M. BROWN ACT, ALL VOTES SHALL BE BY ROLL CALL DUE TO DIRECTOR SNYDER TELECONFERENCE FROM 10 Pomander Walk Belvedere CA 94920 & DIRECTOR BENEDIKTSSON FROM 2352 Mar East Street Tiburon CA 94920

ROLL CALL:

PUBLIC COMMENTS: The public is invited to address the Board on items that do not appear on the agenda and are within the subject matter jurisdiction of the Board. The Brown Act does not allow the Board to take action on any public comment. Please limit public comments to no more than three minutes.

DIRECTORS' COMMENTS AND/OR AGENDA REQUESTS:

CONSENT CALENDAR:

1. Approval of March 19th, 2026 Regular Board Meeting Minutes
2. Review and receive all electronic fund transfers (EFTs) and approve warrants from March 12th, 2026, through April 16th, 2026, (JP Morgan Chase Bank, check no.11834 through check no. 11885, all transactions totaling \$425,745.51 and receive March 2026 payroll, in the sum of \$151,591.62 (Rubio)
3. Receipt of Financial Reports through April 9th, 2026 (Rubio)

MANAGEMENT REPORTS:

4. District Manager Summary Report (Rubio)

NEW BUSINESS:

5. Consideration of adoption of Resolution No 2026-01: A Resolution of the Governing Body of Sanitary District No.5 of Marin County, proposing a regularly scheduled election to be held in this jurisdiction; requesting the Board of Supervisors to consolidate with any other election conducted on said date, and requesting election services by the Marin County Elections Department (Rubio) – Action

6. Review and Approval of Bay Area Chemical Consortium (BACC) bids for sodium bisulfite and sodium hypochlorite and authorizing the District Manager to enter into contracts with the low bidder for the procurement of those chemicals for Fiscal Year 2026-2027 – Action (Rubio)

UNFINISHED BUSINESS:

COMMITTEE REPORTS:

7. Capital Improvement Program Committee (Carapiet/Moody)
8. Finance & Fiscal Oversight Committee (Moody/Carapiet)
9. Governance Committee (No Meeting)
10. Personnel Committee (No Meeting)
11. Solar Ad-Hoc Meeting (Moody/Benediktsson)

OTHER BUSINESS:

ENVIRONMENTAL:

CORRESPONDENCE:

INFORMATIONAL ITEMS:

ADJOURNMENT:

The Board will be asked to adjourn the meeting to a Regular Board Meeting on May 21, 2026, at 5:00 P.M.

At its discretion, the Board of Directors may consider the above-agenda items out of the order in which they appear currently. Accessible public meetings: Upon request, the District will provide written agenda materials in appropriate alternate formats, or disability-related modification or accommodation, including auxiliary aids or services to enable individual with disabilities to participate in public meetings. Please submit written requests to the District at P.O. Box 227, Tiburon, CA 94920 or hr@sani5.org at least two days prior to the meeting.

Catherine Benediktsson, President
Richard Snyder, Vice President
John Carapiet, Secretary

Omar Arias-Montez, Director
Tod Moody, Director

**NOTICE AND AGENDA
Regular Board Meeting
at Sanitary District No. 5 of Marin County
Thursday, March 19th, 2026**

5:00 P.M. REGULAR BOARD MEETING

Teleconference Location:

Director Richard Snyder 10 Pomander Way Belvedere CA 94920	Director Catherine Benediktsson 2352 Mar East Street Tiburon CA 94920
--	---

PURSUANT TO THE RALPH M. BROWN ACT, ALL VOTES SHALL BE BY ROLL CALL DUE TO DIRECTOR SNYDER TELECONFERENCE FROM 10 Pomander Way Belvedere CA 94920 & DIRECTOR BENEDIKTSSON FROM 2352 Mar East Street Tiburon CA 94920

ROLL CALL: Director Carapiet, Benediktsson, Snyder, Arias-Montez and Moody

PUBLIC COMMENTS: The public is invited to address the Board on items that do not appear on the agenda and are within the subject matter jurisdiction of the Board. The Brown Act does not allow the Board to take action on any public comment. Please limit public comments to no more than three minutes.

DIRECTORS' COMMENTS AND/OR AGENDA REQUESTS: None

CONSENT CALENDAR:

1. Approval of February 19th, 2026 Regular Board Meeting Minutes
2. Review and receive all electronic fund transfers (EFTs) and approve warrants from February 13th, 2026, through March 11th, 2026, (JP Morgan Chase Bank, check no.11779 through check no. 11833, all transactions totaling \$266,381.38 and receive February 2026 payroll, in the sum of \$149,134.08 (Rubio)
3. Receipt of Financial Reports through March 12th, 2026 (Rubio)

Motion to approve consent calendar items 1-3

(M/S Snyder/Arias-Montez 5-0-0-0)

Ayes: Carapiet, Arias- Montez , Moody, Benediktsson, Snyder

Nos: None

Absent: None

Abstain: None

MANAGEMENT REPORTS:

4. District Manager Summary Report (Rubio)

NEW BUSINESS:

5. Consideration to approve an Agreement with the City of Belvedere for paving responsibilities regarding the 2025 Sewer Rehabilitation Project. - Action (Rubio)
Motion to approve agreement with the City of Belvedere for paving responsibilities regarding the 2025 Sewer Rehabilitation Project.

(M/S Snyder/Carapiet 5-0-0-0)

Ayes: Snyder, Carapiet, Arias- Montez , Moody, Benediktsson

Nos: None

Absent: None

Abstain: None

6. Review and discussion of potential dates for scheduling of a Special Board Meeting for the Budget workshop. – Action (Rubio) **No action taken- direction given to schedule for May 11th 2026 at 9:30am at the main office**

7. Review and consideration to authorize the District Manager to spend an amount not to exceed \$75K for the procurement of a new electric truck to replace a 2005 Chevy 2500 in order to take advantage of \$9k in HVIP (California Clean Truck Voucher Incentive Project) funding from state approved rebate funds. – Action (Rubio)

Motion to authorize the District Manager to spend an amount not to exceed \$75k for the procurement of new electric truck to replace aged out 2005 Chevy 2500 in order to take advantage of \$9k in HVIP approved rebate funds from the California Clean Truck Voucher Incentive Project.

(M/S Snyder/Carapiet 5-0-0-0)

Ayes: Snyder, Carapiet, Arias- Montez , Moody, Benediktsson

Nos: None

Absent: None

Abstain: None

UNFINISHED BUSINESS:

COMMITTEE REPORTS:

8. Capital Improvement Program Committee (Carapiet/Moody)
9. Finance & Fiscal Oversight Committee (Benediktsson/Carapiet)
10. Governance Committee (No Meeting)
11. Personnel Committee (Snyder/Carapiet)
12. Solar Ad-Hoc Meeting (No Meeting)

OTHER BUSINESS:

ENVIRONMENTAL:

CORRESPONDENCE:

INFORMATIONAL ITEMS:

ADJOURNMENT: 5:57pm

The Board will be asked to adjourn the meeting to a Regular Board Meeting on April 16, 2026, at 5:00

P.M.

Approved:

Attest:

Catherine Benediktsson
Board President

John Carapiet
Board Secretary

At its discretion, the Board of Directors may consider the above-agenda items out of the order in which they appear currently. Accessible public meetings: Upon request, the District will provide written agenda materials in appropriate alternate formats, or disability-related modification or accommodation, including auxiliary aids or services to enable individual with disabilities to participate in public meetings. Please submit written requests to the District at P.O. Box 227, Tiburon, CA 94920 or hr@sani5.org at least two days prior to the meeting.

04/13/26

Sanitary District No.5 of Marin County
Warrant List Summary
March 13 through April 9, 2026

Date	Num	Name	Memo	Amount
JP Morgan Chase - Primary 7399				
03/31/2026	EFT	CalPERS (Health Premium)	Health Insurance Premium - Apr 2026	-28,181.97
03/31/2026	EFT	CalPERS (457 Def Comp)	457 Contributions, semi-monthly, 3/15/26	-5,904.90
04/03/2026	EFT	CalPERS (457 Def Comp)	457 Contributions, semi-monthly, 3/31/26	-5,904.90
03/17/2026	11834	CA Water Environment Assoc (...)	Laboratory Analyst Grade 1 renewal fees	-114.00
03/17/2026	11835	California Bank and Trust	interest due 4/1/26	-51,956.00
04/09/2026	11836	Access Answering Service	Answering Service - Apr 2026	-120.46
04/09/2026	11837	Amazon Capital Services (Ama...	Stmt Date 3/31/26: work computer, offsite	-1,214.83
04/09/2026	11838	AT&T Calnet *4692 (Ops/Main B...	Operators Control Center & Paradise Cove - Feb 2026	-95.34
04/09/2026	11839	BAAQMD	2 generators, annual renewal permit	-1,130.00
04/09/2026	11840	Banshee Networks, Inc.	network computer services & fixed fee project - Feb ...	-7,775.51
04/09/2026	11841	Bay City Boiler	boiler project (DRP) rerouting of pipelines	-5,692.42
04/09/2026	11842	BearCom	radio mics for staff radios	-895.86
04/09/2026	11843	Brelje and Race Laboratories, I...	samples submitted - Feb 2026	-1,880.00
04/09/2026	11844	Burke, Williams & Sorensen, LLP	District Counsel & Personnel services - Feb 2026	-8,313.00
04/09/2026	11845	Caltest Analytical Laboratory	lab monitoring - Jan-Mar 2026	-3,338.80
04/09/2026	11846	Cintas Corporation	weekly: scraper, mats & towels - Mar 2026	-401.36
04/09/2026	11847	Comcast Bus (Internet/Voice/C...	Business Cable, Internet, Voice - Apr 2026	-744.35
04/09/2026	11848	D&K Auto Service	2011 Chevy Silverado 1500: radiator hose, brakes	-1,030.76
04/09/2026	11849	DKF Solutions Group, LLC	TrainingLink monthly subscription - Apr 2026	-462.00
04/09/2026	11850	Fastenal Company	shop parts for ongoing rehab of plant infrastructure, ...	-1,995.95
04/09/2026	11851	Fort Bragg Electric Inc	Cove Rd pump station project, Applic 4	-73,988.00
04/09/2026	11852	Hansel Ford of Petaluma	repairs to rodder truck (Ford F550); blown injector	-6,251.65
04/09/2026	11853	HireRight, LLC	background screening services	-110.70
04/09/2026	11854	Jackson's Hardware, Inc.	new employee safety wear & uniform	-353.85
04/09/2026	11855	Jill Kalehua, DMMS	Accounting Services - Mar 2026	-2,955.96
04/09/2026	11856	JM Integration, LLC	Paradise Cove panel upgrade, repair of bad WW VFD	-52,850.58
04/09/2026	11857	Koffler Elect. Mech. Apparatus ...	repairs to motors: digester recirculation pump #2 & ...	-3,594.20
04/09/2026	11858	Larry Walker Associates, Inc.	permit renewals: ROWD and Paradise Cove NPDES	-6,546.00
04/09/2026	11859	MidAmerica	4th Qtr 2025 admin & platform fees	-297.00
04/09/2026	11860	Mill Valley Refuse Serv (Garbag...	garbage service - Apr 2026	-546.33
04/09/2026	11861	Nute Engineering Corp.	Cove Rd Pump Station Improvements - Feb 2026	-2,869.00
04/09/2026	11862	Primo Brands	drinking water - Mar 2026	-231.28
04/09/2026	11863	Roy's Sewer Service, Inc.	2001 Paradise Dr (3), Beach Rd, & Eucalptus Rd	-17,875.00
04/09/2026	11864	Schaaf & Wheeler Consulting C...	Tiburon Pump Station Wetwell Investigation - Feb 2026	-2,735.00
04/09/2026	11865	T-Mobile *1446 cell	cell phones - Mar 2026	-397.28
04/09/2026	11866	T-Mobile *8704 SIM	(6) SIM cards for pump stations - Mar 2026	-60.00
04/09/2026	11867	Teledyne Instruments, Inc.	sampler fridge skid replacement	-3,059.15
04/09/2026	11868	Transene Company Inc.	reagent supplies for analyzers	-741.37
04/09/2026	11869	Univar Solutions	5,000 gallons of SBS for SD5/SASM	-7,458.45
04/09/2026	11870	USA Blue Book	ammonia testing strips	-126.65
04/09/2026	11871	Waste Management, Redwood ...	garbage service - Feb 2026	-1,537.62
04/09/2026	11872	Water Environment Federation	Professional & MA(s): CA membership	-399.00
04/09/2026	11873	Weco Industries, LLC	extra vactor hose for line cleaning	-1,017.24
04/09/2026	11874	AT&T *5559 (Pump Stations)	Pump Station telephone lines, Apr 2026	-368.70
04/09/2026	11875	Comcast Business (VOIP) *9079	Business Voice Edge - Apr 2026	-463.12
04/09/2026	11876	Corodata Records Management...	standard record storage carton, Mar 2026	-57.19
04/09/2026	11877	Downtown Ford Sales	2025 F150 Crew Cab 4x4 Lightning Flash X Range	-70,550.85
04/09/2026	11878	FlexTG, LLC	copiers: base rate & usage charge - Mar 2026	-251.62
04/09/2026	11879	Medical Center of Marin	new hire employee testing	-242.00
04/09/2026	11880	Mike Testa Plumbing, Inc.	backflow preventer testing (2) for Belv #1 & #3	-310.00
04/09/2026	11881	Mill Valley Refuse Service (Slud...	Sludge exchanges - Feb & Mar 2026	-3,800.00
04/09/2026	11882	Pacific Gas & Electric	Stmt Date 4/1/26, Mar 2026	-32,196.79
04/09/2026	11883	Special Dist Risk Mgmt Authori...	Basic Life & ADD, LTD, Dental, Vision - May 2028	-2,010.36

04/13/26

Sanitary District No.5 of Marin County
Warrant List Summary
March 13 through April 9, 2026

<u>Date</u>	<u>Num</u>	<u>Name</u>	<u>Memo</u>	<u>Amount</u>
04/09/2026	11884	U.S. Bank cc *3611	Stmt Date 3/25/26: Wash DC conf travel, locker room ...	-1,619.01
04/09/2026	11885	Waste Management, Redwood ...	garbage service - Mar 2026	-722.15
Total JP Morgan Chase - Primary 7399				-425,745.51
TOTAL				<u>-425,745.51</u>

04/13/26

Sanitary District No.5 of Marin County
Warrant List Detail
 March 13 through April 9, 2026

Num	Type	Date	Name	Memo	Account	Paid Amount
EFT	Check	03/31/2026	CalPERS (Health Pre...	Health Insurance Premium - Apr 2026	JP Morgan Chase - ...	
				Active Employee Health Insurance Premium, plus ...	8020.05 · Employee ...	-27,039.87
				Retiree Health Insurance Premium, plus Admin Fee...	8022.05 · Retiree Hea...	-1,142.10
TOTAL						-28,181.97
EFT	Check	03/31/2026	CalPERS (457 Def Co...	457 Contributions, semi-monthly, 3/15/26	JP Morgan Chase - ...	
				457 Contributions, semi-monthly, 3/15/26	8008 · Deferred Com...	-5,904.90
TOTAL						-5,904.90
EFT	Check	04/03/2026	CalPERS (457 Def Co...	457 Contributions, semi-monthly, 3/31/26	JP Morgan Chase - ...	
				457 Contributions, semi-monthly, 3/31/26	8008 · Deferred Com...	-5,904.90
TOTAL						-5,904.90
11834	Bill Pmt -...	03/17/2026	CA Water Environme...	Laboratory Analyst Grade 1 renewal fees	JP Morgan Chase - ...	
58912/...	Bill	03/05/2026		Laboratory Analyst Grade 1 renewal fees. R Cottrel...	6020 · Continuing Ed...	-28.50
				Laboratory Analyst Grade 1 renewal fees. R. Cottre...	6020 · Continuing Ed...	-85.50
TOTAL						-114.00
11835	Bill Pmt -...	03/17/2026	California Bank and T...	interest due 4/1/26	JP Morgan Chase - ...	
Stmt D...	Bill	03/03/2026		interest due 4/1/26	9730.02 · Zion Loan - ...	-51,956.00
TOTAL						-51,956.00

04/13/26

Sanitary District No.5 of Marin County
Warrant List Detail
 March 13 through April 9, 2026

Num	Type	Date	Name	Memo	Account	Paid Amount
11836	Bill Pmt -...	04/09/2026	Access Answering S...	Answering Service - Apr 2026	JP Morgan Chase - ...	
35214	Bill	04/05/2026		Answering Service - Apr 2026	8510 · Data/Alarms/IT...	-120.46
TOTAL						-120.46
11837	Bill Pmt -...	04/09/2026	Amazon Capital Servi...	Stmt Date 3/31/26: work computer, offsite	JP Morgan Chase - ...	
Stmt D...	Bill	03/31/2026		Inv 1JFP-PY4T-TJXY, PO: TR Work Comp Offsite, ...	8510 · Data/Alarms/IT...	-1,214.83
TOTAL						-1,214.83
11838	Bill Pmt -...	04/09/2026	AT&T Calnet *4692 (O...	Operators Control Center & Paradise Cove - Fe...	JP Morgan Chase - ...	
000024...	Bill	03/12/2026		Operators Control Center phones - 2/12/26-3/11/26... Paradise Cove phones - 2/12/26-3/11/26, Feb 2026	8531 · Main Plant Tel... 8532 · Paradise Cove...	-63.43 -31.91
TOTAL						-95.34
11839	Bill Pmt -...	04/09/2026	BAAQMD	2 generators, annual renewal permit	JP Morgan Chase - ...	
T202160	Bill	03/02/2026		5/1/26-6/30/26, PO M-26-022, Cust #B148907F229...	7062 · Permits/Fees -...	-94.00
T202935	Bill	03/18/2026		7/1/26-4/30/26. PO M-26-022, FY 2026/2027, AJE, ... generator, annual permit renewal, Renewal #73963...	7062 · Permits/Fees -... 7062 · Permits/Fees -...	-470.00 -188.67
				generator, annual permit renewal, Renewal #73963...	7062 · Permits/Fees -...	-377.33
TOTAL						-1,130.00
11840	Bill Pmt -...	04/09/2026	Banshee Networks, I...	network computer services & fixed fee project - ...	JP Morgan Chase - ...	
16931	Bill	03/17/2026		computer network services, fixed fee labor charge j...	8510 · Data/Alarms/IT...	-5,800.00
16932	Bill	03/17/2026		computer network services - Feb 2026	8510 · Data/Alarms/IT...	-1,975.51
TOTAL						-7,775.51

04/13/26

Sanitary District No.5 of Marin County
Warrant List Detail
 March 13 through April 9, 2026

Num	Type	Date	Name	Memo	Account	Paid Amount
11841	Bill Pmt -...	04/09/2026	Bay City Boiler	boiler project (DRP) rerouting of pipelines	JP Morgan Chase - ...	
41963	Bill	02/28/2026		boiler project (DRP) rerouting of pipelines. PO O-26...	7022 · Plant Maint. P...	-5,692.42
TOTAL						-5,692.42
11842	Bill Pmt -...	04/09/2026	BearCom	radio mics for staff radios	JP Morgan Chase - ...	
5891569	Bill	07/01/2025		radio mics for staff radios, PO O-25-022, orig inv da...	7022 · Plant Maint. P...	-895.86
TOTAL						-895.86
11843	Bill Pmt -...	04/09/2026	Brelje and Race Labo...	samples submitted - Feb 2026	JP Morgan Chase - ...	
169292	Bill	03/11/2026		samples submitted - Feb 2026	7051 · Main Plant Lab...	-1,880.00
TOTAL						-1,880.00
11844	Bill Pmt -...	04/09/2026	Burke, Williams & So...	District Counsel & Personnel services - Feb 2026	JP Morgan Chase - ...	
363353	Bill	03/20/2026		District Counsel Services - Feb 2026	6039 · Legal	-2,397.00
363354	Bill	03/20/2026		Personnel Counsel Services - Feb 2026	6039 · Legal	-5,916.00
TOTAL						-8,313.00
11845	Bill Pmt -...	04/09/2026	Caltest Analytical La...	lab monitoring - Jan-Mar 2026	JP Morgan Chase - ...	
738235	Bill	03/11/2026		Main Plant lab monitoring - Feb 2026	7051 · Main Plant Lab...	-1,523.80
				Main Plant lab monitoring - Mar 2026	7051 · Main Plant Lab...	-376.20
				Paradise Cove lab monitoring - Jan 2026	7052 · Paradise Cove...	-919.60
				Paradise Cove lab monitoring - Feb 2026	7052 · Paradise Cove...	-416.60
				Paradise Cove lab monitoring - Mar 2026	7052 · Paradise Cove...	-102.60
TOTAL						-3,338.80

04/13/26

Sanitary District No.5 of Marin County
Warrant List Detail
 March 13 through April 9, 2026

<u>Num</u>	<u>Type</u>	<u>Date</u>	<u>Name</u>	<u>Memo</u>	<u>Account</u>	<u>Paid Amount</u>
11846	Bill Pmt -...	04/09/2026	Cintas Corporation	weekly: scraper, mats & towels - Mar 2026	JP Morgan Chase - ...	
NEED ...	Bill	03/31/2026		weekly - scraper & towels, Inv 4261814997, 3/6/26	7023 · Janitorial Supp...	-35.54
				weekly - scraper, mats & towels, Inv 4262576913, ...	7023 · Janitorial Supp...	-121.94
				weekly - scraper, mats & towels, Inv 4263326072, ...	7023 · Janitorial Supp...	-121.94
				weekly - scraper, mats & towels, Inv 4264072047, ...	7023 · Janitorial Supp...	-121.94
TOTAL						<u>-401.36</u>
11847	Bill Pmt -...	04/09/2026	Comcast Bus (Intern...	Business Cable, Internet, Voice - Apr 2026	JP Morgan Chase - ...	
Bill Dat...	Bill	03/26/2026		Business Cable, Internet, Voice - Apr 2026	8531 · Main Plant Tel...	-744.35
TOTAL						<u>-744.35</u>
11848	Bill Pmt -...	04/09/2026	D&K Auto Service	2011 Chevy Silverado 1500: radiator hose, brakes	JP Morgan Chase - ...	
83613	Bill	04/01/2026		2011 Chevy Silverado 1500: radiator hose, brakes. ...	7072 · Maintenance	-1,030.76
TOTAL						<u>-1,030.76</u>
11849	Bill Pmt -...	04/09/2026	DKF Solutions Group...	TrainingLink monthly subscription - Apr 2026	JP Morgan Chase - ...	
23384	Bill	04/01/2026		TrainingLink monthly subscription - Apr 2026	8515 · Safety	-462.00
TOTAL						<u>-462.00</u>
11850	Bill Pmt -...	04/09/2026	Fastenal Company	shop parts for ongoing rehab of plant infrastruc...	JP Morgan Chase - ...	
CAPET...	Bill	03/04/2026		glove dispensers, replacement of broken ones. PO ...	7022 · Plant Maint. P...	-230.58
CAPET...	Bill	03/27/2026		shop parts and gloves, PO O-26-044	7022 · Plant Maint. P...	-1,344.96
CAPET...	Bill	03/30/2026		shop parts for ongoing rehab of plant infrastructure....	7022 · Plant Maint. P...	-420.41
TOTAL						<u>-1,995.95</u>

04/13/26

Sanitary District No.5 of Marin County
Warrant List Detail
 March 13 through April 9, 2026

<u>Num</u>	<u>Type</u>	<u>Date</u>	<u>Name</u>	<u>Memo</u>	<u>Account</u>	<u>Paid Amount</u>
11851	Bill Pmt -...	04/09/2026	Fort Bragg Electric Inc	Cove Rd pump station project, Applic 4	JP Morgan Chase - ...	
J00112...	Bill	02/26/2026		Cove Rd Pump Station project, Applic 4	9109.2 · Bel PS#1 Re...	-73,988.00
TOTAL						-73,988.00
11852	Bill Pmt -...	04/09/2026	Hansel Ford of Petalu...	repairs to rodder truck (Ford F550); blown inject...	JP Morgan Chase - ...	
262783	Bill	03/31/2026		repairs to rodder truck (Ford F550); blown injector, ...	7072 · Maintenance	-6,251.65
TOTAL						-6,251.65
11853	Bill Pmt -...	04/09/2026	HireRight, LLC	background screening services	JP Morgan Chase - ...	
G4294...	Bill	02/28/2026		background screening services: Tyler Dutra, intern	6017 · Consulting Fees	-110.70
TOTAL						-110.70
11854	Bill Pmt -...	04/09/2026	Jackson's Hardware, ...	new employee safety wear & uniform	JP Morgan Chase - ...	
198131	Bill	04/01/2026		T. Dutra, intern. Start up safety wear & uniform, PO...	8520 · Personal Prote...	-353.85
TOTAL						-353.85
11855	Bill Pmt -...	04/09/2026	Jill Kalehua, DMMS	Accounting Services - Mar 2026	JP Morgan Chase - ...	
Mar 2026	Bill	04/01/2026		Accounting Services - Mar 2026	6008 · Audit & Accou...	-2,955.96
TOTAL						-2,955.96

04/13/26

Sanitary District No.5 of Marin County
Warrant List Detail
 March 13 through April 9, 2026

Num	Type	Date	Name	Memo	Account	Paid Amount
11856	Bill Pmt -...	04/09/2026	JM Integration, LLC	Paradise Cove panel upgrade, repair of bad WW...	JP Morgan Chase - ...	
23595	Bill	03/31/2026		repair of bad WW VFD. PO O-26-045	7022 · Plant Maint. P...	-4,090.53
23596	Bill	04/01/2026		Paradise Cove panel upggrade, PO O-26-047	7041 · Paradise Parts...	-48,760.05
TOTAL						-52,850.58
11857	Bill Pmt -...	04/09/2026	Koffler Elect. Mech. A...	repairs to motors: digester recirculation pump #...	JP Morgan Chase - ...	
010969...	Bill	03/13/2026		repairs to digester recirculation pump #2 motor. PO...	7022 · Plant Maint. P...	-2,054.89
010983...	Bill	03/31/2026		repairs to wet weather scum collector motor. PO M-...	7022 · Plant Maint. P...	-1,539.31
TOTAL						-3,594.20
11858	Bill Pmt -...	04/09/2026	Larry Walker Associa...	permit renewals: ROWD and Paradise Cove NP...	JP Morgan Chase - ...	
00113....	Bill	03/13/2026		ROWD and permit renewal - Feb 2026	7061 · Main Plant NP...	-1,915.00
00113....	Bill	03/13/2026		Paradise Cove NPDES permit reissuance - Feb 2026	7064 · Paradise Cove...	-4,631.00
TOTAL						-6,546.00
11859	Bill Pmt -...	04/09/2026	MidAmerica	4th Qtr 2025 admin & platform fees	JP Morgan Chase - ...	
0346650	Bill	03/17/2026		7 Retirees HRAs, 4th Qtr 2025 Admin Fees	8022.05 · Retiree Hea...	-225.00
				4 current empl FSAs, 4th Qtr 2025 Admin & Platfor...	8020.05 · Employee ...	-72.00
TOTAL						-297.00
11860	Bill Pmt -...	04/09/2026	Mill Valley Refuse Ser...	garbage service - Apr 2026	JP Morgan Chase - ...	
000374...	Bill	04/01/2026		Garbage service - Apr 2026	7028 · Grounds Maint...	-546.33
TOTAL						-546.33

04/13/26

Sanitary District No.5 of Marin County
Warrant List Detail
March 13 through April 9, 2026

Num	Type	Date	Name	Memo	Account	Paid Amount
11861	Bill Pmt -...	04/09/2026	Nute Engineering Cor...	Cove Rd Pump Station Improvements - Feb 2026	JP Morgan Chase - ...	
28206	Bill	03/06/2026		Cove Rd Pump Station Improvements - Feb 2026	9109.2 · Bel PS#1 Re...	-2,869.00
TOTAL						-2,869.00
11862	Bill Pmt -...	04/09/2026	Primo Brands	drinking water - Mar 2026	JP Morgan Chase - ...	
06C872...	Bill	03/27/2026		drinking water: 2/25/26-3/24/26, Mar 2026	7023 · Janitorial Supp...	-231.28
TOTAL						-231.28
11863	Bill Pmt -...	04/09/2026	Roy's Sewer Service, ...	2001 Paradise Dr (3), Beach Rd, & Eucalptus Rd	JP Morgan Chase - ...	
234404	Bill	03/04/2026		Beach Rd, emergency call out. Jetter trailer	7011 · Pumps & Lines...	-7,500.00
234418	Bill	03/10/2026		Plant: Jetter Trailer & Service Van	7022 · Plant Maint. P...	-3,500.00
234551	Bill	03/22/2026		Eucalyptus Rd	7011 · Pumps & Lines...	-1,875.00
234638	Bill	03/24/2026		2001 Paradise Dr, Jetter trailer & service van	7022 · Plant Maint. P...	-3,000.00
234496	Bill	03/26/2026		2001 Paradise Dr: Jetter trailer & Service Van, billa...	7022 · Plant Maint. P...	-2,000.00
TOTAL						-17,875.00
11864	Bill Pmt -...	04/09/2026	Schaaf & Wheeler Co...	Tiburon Pump Station Wetwell Investigation - F...	JP Morgan Chase - ...	
42980	Bill	02/28/2026		Tiburon Pump Station Wetwell Investigation - Feb 2...	6017 · Consulting Fees	-2,735.00
TOTAL						-2,735.00
11865	Bill Pmt -...	04/09/2026	T-Mobile *1446 cell	cell phones - Mar 2026	JP Morgan Chase - ...	
Stmt D...	Bill	03/22/2026		cell phones, Stmt Date 3/22/26: 2/21/26-3/20/26, M...	8530 · Telephone	-397.28
TOTAL						-397.28

04/13/26

Sanitary District No.5 of Marin County
Warrant List Detail
 March 13 through April 9, 2026

Num	Type	Date	Name	Memo	Account	Paid Amount
11866	Bill Pmt -...	04/09/2026	T-Mobile *8704 SIM	(6) SIM cards for pump stations - Mar 2026	JP Morgan Chase - ...	
Bill Dat...	Bill	03/20/2026		(6) SIM cards for pump stations - Bill period 2/21/26...	8533 · Pumps & Lines...	<u>-60.00</u>
TOTAL						-60.00
11867	Bill Pmt -...	04/09/2026	Teledyne Instrument...	sampler fridge skid replacement	JP Morgan Chase - ...	
S02075...	Bill	01/23/2026		sampler fridge skid replacement. PO O-26-013	7022 · Plant Maint. P...	<u>-3,059.15</u>
TOTAL						-3,059.15
11868	Bill Pmt -...	04/09/2026	Transene Company I...	reagent supplies for analyzers	JP Morgan Chase - ...	
254490	Bill	03/06/2026		reagent supplies for analyzers. PO O-26-035	7025 · Lab Supplies &...	<u>-741.37</u>
TOTAL						-741.37
11869	Bill Pmt -...	04/09/2026	Univar Solutions	5,000 gallons of SBS for SD5/SASM	JP Morgan Chase - ...	
537793...	Bill	03/26/2026		5,000 gallons of SBS for SD5/SASM. PO O-26-040	7024 · Main Plant Ch...	<u>-7,458.45</u>
TOTAL						-7,458.45
11870	Bill Pmt -...	04/09/2026	USA Blue Book	ammonia testing strips	JP Morgan Chase - ...	
INV009...	Bill	03/03/2026		ammonia testing strips. PO O-26-036	7042 · Paradise Supp...	<u>-126.65</u>
TOTAL						-126.65

04/13/26

Sanitary District No.5 of Marin County
Warrant List Detail
 March 13 through April 9, 2026

Num	Type	Date	Name	Memo	Account	Paid Amount
11871	Bill Pmt -...	04/09/2026	Waste Management, ...	garbage service - Feb 2026	JP Morgan Chase - ...	
011496...	Bill	03/01/2026		Garbage service - Feb 2026	7029 · Main Plant Slu...	<u>-1,537.62</u>
TOTAL						-1,537.62
11872	Bill Pmt -...	04/09/2026	Water Environment F...	Professional & MA(s): CA membership	JP Morgan Chase - ...	
000505...	Bill	03/31/2026		Professional & MA(s): CA membership. C. Bilsboro...	6025 · Dues & Subscr...	-33.25
				Professional & MA(s): CA membership. C. Bilsboro...	6025 · Dues & Subscr...	<u>-365.75</u>
TOTAL						-399.00
11873	Bill Pmt -...	04/09/2026	Weco Industries, LLC	extra vactor hose for line cleaning	JP Morgan Chase - ...	
005718...	Bill	03/23/2026		extra vactor hose for line cleaning. PO M-26-023	7011 · Pumps & Lines...	<u>-1,017.24</u>
TOTAL						-1,017.24
11874	Bill Pmt -...	04/09/2026	AT&T *5559 (Pump St...	Pump Station telephone lines, Apr 2026	JP Morgan Chase - ...	
Bill Dat...	Bill	03/28/2026		Pump Stations Tel Lines: 3/28/26-4/27/26, Apr 2026	8533 · Pumps & Lines...	<u>-368.70</u>
TOTAL						-368.70
11875	Bill Pmt -...	04/09/2026	Comcast Business (V...	Business Voice Edge - Apr 2026	JP Morgan Chase - ...	
001003...	Bill	04/02/2026		Business Voice Edge - Apr 2026	8531 · Main Plant Tel...	<u>-463.12</u>
TOTAL						-463.12

04/13/26

Sanitary District No.5 of Marin County
Warrant List Detail
 March 13 through April 9, 2026

Num	Type	Date	Name	Memo	Account	Paid Amount
11876	Bill Pmt -...	04/09/2026	Corodata Records M...	standard record storage carton, Mar 2026	JP Morgan Chase - ...	
RS378...	Bill	03/31/2026		standard record storage carton - Mar 2026	6017 · Consulting Fees	<u>-57.19</u>
TOTAL						-57.19
11877	Bill Pmt -...	04/09/2026	Downtown Ford Sales	2025 F150 Crew Cab 4x4 Lightning Flash X Range	JP Morgan Chase - ...	
2022919	Bill	04/01/2026		Inv 2022919, 2025 F150 Crew Cab 4x4 Lightning F...	9312 · MP Vehicle Re...	<u>-70,550.85</u>
TOTAL						-70,550.85
11878	Bill Pmt -...	04/09/2026	FlexTG, LLC	copiers: base rate & usage charge - Mar 2026	JP Morgan Chase - ...	
461875...	Bill	04/02/2026		copiers: base rate & usage charge - Mar 2026	6047 · Office Supplies	<u>-251.62</u>
TOTAL						-251.62
11879	Bill Pmt -...	04/09/2026	Medical Center of Ma...	new hire employee testing	JP Morgan Chase - ...	
002082...	Bill	04/04/2026		new hire employee testing: physical and drug scree...	8020.05 · Employee ...	<u>-242.00</u>
TOTAL						-242.00
11880	Bill Pmt -...	04/09/2026	Mike Testa Plumbing,...	backflow preventer testing (2) for Belv #1 & #3	JP Morgan Chase - ...	
75980	Bill	04/06/2026		backflow preventer testing (2) for Belv #1 & #3	7011 · Pumps & Lines...	<u>-310.00</u>
TOTAL						-310.00

04/13/26

Sanitary District No.5 of Marin County
Warrant List Detail
 March 13 through April 9, 2026

Num	Type	Date	Name	Memo	Account	Paid Amount
11881	Bill Pmt -...	04/09/2026	Mill Valley Refuse Ser...	Sludge exchanges - Feb & Mar 2026	JP Morgan Chase - ...	
Inv Dat...	Bill	03/01/2026		Exchanges: (2) Sludges, (0) Debris - Feb 2026	7029 · Main Plant Slu...	-800.00
Inv Dat...	Bill	04/01/2026		Exchanges: (4) Sludges, (0) Debris - Mar 2026	7029 · Main Plant Slu...	-3,000.00
TOTAL						-3,800.00
11882	Bill Pmt -...	04/09/2026	Pacific Gas & Electric	Stmt Date 4/1/26, Mar 2026	JP Morgan Chase - ...	
Stmt D...	Bill	04/01/2026		Stmt Date 4/1/26: 2/20/26-3/22/26, Mar 2026	8542 · Main Plant Utili...	-23,658.38
				Stmt Date 4/1/26: 2/20/26-3/22/26, Mar 2026	8543 · Paradise Cove...	-2,376.42
				Stmt Date 4/1/26: 2/20/26-3/22/26, Mar 2026	8544 · Pump Station ...	-6,161.99
TOTAL						-32,196.79
11883	Bill Pmt -...	04/09/2026	Special Dist Risk Mg...	Basic Life & ADD, LTD, Dental, Vision - May 2028	JP Morgan Chase - ...	
H49436	Bill	04/05/2026		Basic Life & ADD, LTD, Dental, Vision - May 2026	8020.05 · Employee ...	-2,010.36
TOTAL						-2,010.36
11884	Bill Pmt -...	04/09/2026	U.S. Bank cc *3611	Stmt Date 3/25/26: Wash DC conf travel, locker r...	JP Morgan Chase - ...	
Stmt D...	Bill	03/25/2026		Hotel Washington, Wash DC conference T. Rubio, ...	6018.1 · Meetings & T...	-88.12
				Staples, locker room bench, T. Rubio, 3/12/26	7022 · Plant Maint. P...	-325.82
				Microsoft 365 Personal, T. Rubio, 3/21/26	8510 · Data/Alarms/IT...	-99.99
				Diego Truck Repair, 2025 Ford 550 tow, 3/17/26	7072 · Maintenance	-569.00
				Cole-Parmer Instruments, dust cover for analytical ...	7025 · Lab Supplies &...	-74.60
				Harbor Freight, 2-ton jack, PO O-26-038, 3/10/26	7022 · Plant Maint. P...	-428.23
				USPS, postage for BAAQMD loading report, 3/17/26	7062 · Permits/Fees -...	-33.25
TOTAL						-1,619.01

04/13/26

Sanitary District No.5 of Marin County
Warrant List Detail
March 13 through April 9, 2026

<u>Num</u>	<u>Type</u>	<u>Date</u>	<u>Name</u>	<u>Memo</u>	<u>Account</u>	<u>Paid Amount</u>
11885	Bill Pmt -...	04/09/2026	Waste Management, ...	garbage service - Mar 2026	JP Morgan Chase - ...	
011512...	Bill	04/01/2026		Garbage service - Mar 2026	7029 · Main Plant Slu...	<u>-722.15</u>
TOTAL						-722.15

Sanitary District No.5 of Marin County Annual Budget vs Actual Expenses July 1, 2025 through April 9, 2026

	Jul 1, '25 - Apr 9, 26	Budget	\$ Over Budget	% of Budget
Ordinary Income/Expense				
Income				
5000 · Property Taxes / AD VALOREM				
5001.2 · TEETER	616,910.10	1,009,180.00	-392,269.90	61.1%
5002 · UNSEC	18,205.60	15,000.00	3,205.60	121.4%
5003 · PUNS / PRIOR UNSECURED	1,358.30	1,000.00	358.30	135.8%
5004 · REDEMPTION / RDMPT	615.48	700.00	-84.52	87.9%
5006 · SPLU	963.82	1,000.00	-36.18	96.4%
5041 · SUPSEC	10,767.60	15,000.00	-4,232.40	71.8%
5043 · SECU	656.79	100.00	556.79	656.8%
5046 · Excess ERAF	288,054.19	300,000.00	-11,945.81	96.0%
5280 · HOPTR	1,740.02	3,000.00	-1,259.98	58.0%
5483 · Other tax	46.42	100.00	-53.58	46.4%
5000 · Property Taxes / AD VALOREM - Other	0.00	0.00	0.00	0.0%
Total 5000 · Property Taxes / AD VALOREM	939,318.32	1,345,080.00	-405,761.68	69.8%
5007 · Sewer Service Charge				
5007.1 · Sewer Service - Ops	4,016,798.41	5,619,504.00	-1,602,705.59	71.5%
5007.2 · Sewer Service - Cap	0.00	643,423.00	-643,423.00	0.0%
5007 · Sewer Service Charge - Other	0.00	0.00	0.00	0.0%
Total 5007 · Sewer Service Charge	4,016,798.41	6,262,927.00	-2,246,128.59	64.1%
5201 · Interest				
5201.1 · Interest - County of Marin	2,905.67	100.00	2,805.67	2,905.7%
5201.2 · Interest - LAIF	486,529.48	300,000.00	186,529.48	162.2%
5201.5 · Income Dividend Reinvest-CLASS	45,091.35	20,500.00	24,591.35	220.0%
5201 · Interest - Other	0.00	0.00	0.00	0.0%
Total 5201 · Interest	534,526.50	320,600.00	213,926.50	166.7%
5900.10 · Paradise Sewer Line Ext. Fees				
5900.10 · Paradise Sewer Line Ext. Fees	0.00	15,000.00	-15,000.00	0.0%
5900.3 · Connection Fees				
5900.3 · Connection Fees	460,458.34	300,000.00	160,458.34	153.5%
5900.4 · Permit Inspection & Admin Fees				
5900.4 · Permit Inspection & Admin Fees	64,789.78	35,000.00	29,789.78	185.1%
5900.5 · SASM Expense Reimb.				
5900.5 · SASM Expense Reimb.	24,291.16	50,000.00	-25,708.84	48.6%
5900.9 · Other Income				
5900.9 · Other Income	1,033.84	100.00	933.84	1,033.8%
Total Income	6,041,216.35	8,328,707.00	-2,287,490.65	72.5%
Gross Profit	6,041,216.35	8,328,707.00	-2,287,490.65	72.5%
Expense				
6000 · Administrative Expenses				
6001 · Advertising				
6001 · Advertising	16,215.00	5,000.00	11,215.00	324.3%
6008 · Audit & Accounting				
6008 · Audit & Accounting	73,262.28	90,000.00	-16,737.72	81.4%
6017 · Consulting Fees				
6017 · Consulting Fees	59,556.13	150,000.00	-90,443.87	39.7%
6018 · Travel & Meetings				
6018.1 · Meetings & Travel	15,406.88	25,500.00	-10,093.12	60.4%
6018.2 · Standby Mileage Expense Reimb	4,974.01	3,500.00	1,474.01	142.1%
6018 · Travel & Meetings - Other	0.00	0.00	0.00	0.0%
Total 6018 · Travel & Meetings	20,380.89	29,000.00	-8,619.11	70.3%
6020 · Continuing Education				
6020 · Continuing Education	5,014.48	10,000.00	-4,985.52	50.1%
6021 · County Fees				
6021 · County Fees	10,902.87	18,000.00	-7,097.13	60.6%
6024 · Director Fees				
6024 · Director Fees	2,900.00	9,000.00	-6,100.00	32.2%
6025 · Dues & Subscriptions				
6025 · Dues & Subscriptions	22,405.31	35,000.00	-12,594.69	64.0%
6026 · Elections				
6026 · Elections	0.00	0.00	0.00	0.0%
6033 · Insurance				
6033.1 · Insurance - SD5 Property	66,451.58	120,000.00	-53,548.42	55.4%
6033.2 · Insurance - SD5 Liability	95,834.00	70,000.00	25,834.00	136.9%
6033.3 · Insurance - SD5 Auto	5,128.00	10,000.00	-4,872.00	51.3%
6033 · Insurance - Other	0.00	0.00	0.00	0.0%
Total 6033 · Insurance	167,413.58	200,000.00	-32,586.42	83.7%

Sanitary District No.5 of Marin County Annual Budget vs Actual Expenses July 1, 2025 through April 9, 2026

	Jul 1, '25 - Apr 9, 26	Budget	\$ Over Budget	% of Budget
6039 · Legal	37,904.00	45,000.00	-7,096.00	84.2%
6047 · Office Supplies	3,278.90	10,000.00	-6,721.10	32.8%
6056 · Postage	265.76	1,000.00	-734.24	26.6%
6059 · Pollution Prevention/Public Edu	-118.25	5,500.00	-5,618.25	-2.2%
6065 · Miscellaneous Expense	603.48	0.00	603.48	100.0%
6000 · Administrative Expenses - Other	0.00	0.00	0.00	0.0%
Total 6000 · Administrative Expenses	419,984.43	607,500.00	-187,515.57	69.1%
7000 · Ops & Maintenance Expenses				
7010 · Pumps & Lines Maintenance				
7011 · Pumps & Lines Maintenance	173,739.69	200,000.00	-26,260.31	86.9%
7013 · Emergency Line Repair	121,766.19	100,000.00	21,766.19	121.8%
7010 · Pumps & Lines Maintenance - Other	0.00	0.00	0.00	0.0%
Total 7010 · Pumps & Lines Maintenance	295,505.88	300,000.00	-4,494.12	98.5%
7020 · Main Plant Maintenance				
7021 · Plant Maintenance Supplies	81,893.97	80,000.00	1,893.97	102.4%
7022 · Plant Maint. Parts & Service	175,036.42	300,000.00	-124,963.58	58.3%
7023 · Janitorial Supplies & Service	5,555.72	10,000.00	-4,444.28	55.6%
7024 · Main Plant Chemicals	128,609.13	170,000.00	-41,390.87	75.7%
7025 · Lab Supplies & Chemicals	29,518.21	25,000.00	4,518.21	118.1%
7026 · SASM Supplies & Chem	1,137.52	0.00	1,137.52	100.0%
7027 · Electrical & Instrument	4,453.99	25,000.00	-20,546.01	17.8%
7028 · Grounds Maintenance	6,672.06	15,000.00	-8,327.94	44.5%
7029 · Main Plant Sludge Disposal	36,858.03	60,000.00	-23,141.97	61.4%
7020 · Main Plant Maintenance - Other	0.00	0.00	0.00	0.0%
Total 7020 · Main Plant Maintenance	469,735.05	685,000.00	-215,264.95	68.6%
7040 · Paradise Cove Plant Maint				
7041 · Paradise Parts & Service	64,567.62	20,000.00	44,567.62	322.8%
7042 · Paradise Supplies & Chemicals	8,198.10	6,500.00	1,698.10	126.1%
7043 · Paradise Sludge Disposal	0.00	3,000.00	-3,000.00	0.0%
7040 · Paradise Cove Plant Maint - Other	0.00	0.00	0.00	0.0%
Total 7040 · Paradise Cove Plant Maint	72,765.72	29,500.00	43,265.72	246.7%
7050 · Monitoring				
7051 · Main Plant Lab Monitoring	39,033.25	50,000.00	-10,966.75	78.1%
7052 · Paradise Cove Monitoring	4,827.20	12,000.00	-7,172.80	40.2%
7053 · Chronic Toxicity	2,535.00	15,000.00	-12,465.00	16.9%
7050 · Monitoring - Other	0.00	0.00	0.00	0.0%
Total 7050 · Monitoring	46,395.45	77,000.00	-30,604.55	60.3%
7060 · Permits/Fees				
7062 · Permits/Fees - General	39,173.20	53,000.00	-13,826.80	73.9%
7063 · Paradise Cove Permits/Fees	0.00	10,000.00	-10,000.00	0.0%
7064 · Paradise Cove NPDES Renewal	4,631.00	25,000.00	-20,369.00	18.5%
7060 · Permits/Fees - Other	0.00	0.00	0.00	0.0%
Total 7060 · Permits/Fees	43,804.20	88,000.00	-44,195.80	49.8%
7070 · Truck Maintenance				
7071 · Fuel	8,602.56	30,000.00	-21,397.44	28.7%
7072 · Maintenance	26,099.14	25,000.00	1,099.14	104.4%
7070 · Truck Maintenance - Other	236.01	0.00	236.01	100.0%
Total 7070 · Truck Maintenance	34,937.71	55,000.00	-20,062.29	63.5%
7000 · Ops & Maintenance Expenses - Other	0.00	0.00	0.00	0.0%
Total 7000 · Ops & Maintenance Expenses	963,144.01	1,234,500.00	-271,355.99	78.0%

Sanitary District No.5 of Marin County Annual Budget vs Actual Expenses July 1, 2025 through April 9, 2026

	Jul 1, '25 - Apr 9, 26	Budget	\$ Over Budget	% of Budget
8000 · Salaries and Benefits Expenses				
8001 · Salaries	1,231,103.41	1,679,919.00	-448,815.59	73.3%
8003 · Overtime	101,049.26	125,000.00	-23,950.74	80.8%
8004 · Standby Pay	55,644.94	80,000.00	-24,355.06	69.6%
8005 · Employee Incentives	38,000.00	40,000.00	-2,000.00	95.0%
8006 · Vacation Buyout	48,074.04	80,000.00	-31,925.96	60.1%
8008 · Deferred Comp 457	115,804.82	120,000.00	-4,195.18	96.5%
8013 · Payroll Taxes	100,167.78	110,000.00	-9,832.22	91.1%
8015 · Payroll Service Processing Fees	8,021.50	10,000.00	-1,978.50	80.2%
8016 · Car Allowance	8,000.00	8,000.00	0.00	100.0%
8019 · PERS Retirement				
8019.05 · PERS Retirement	148,928.32	324,553.00	-175,624.68	45.9%
8019.10 · PERS Retirement Trust	0.00	403,752.00	-403,752.00	0.0%
8019 · PERS Retirement - Other	120.00	0.00	120.00	100.0%
Total 8019 · PERS Retirement	149,048.32	728,305.00	-579,256.68	20.5%
8020 · Employee Health				
8020.05 · Employee Health	277,661.30	356,466.00	-78,804.70	77.9%
8021 · Employee Health Deductions	-8,373.86	0.00	-8,373.86	100.0%
8020 · Employee Health - Other	0.00	0.00	0.00	0.0%
Total 8020 · Employee Health	269,287.44	356,466.00	-87,178.56	75.5%
8022 · Retiree Health				
8022.05 · Retiree Health	76,953.80	94,415.00	-17,461.20	81.5%
8022.10 · CERBT/OPEB Annual Arc Contribtn	318,958.00	75,000.00	243,958.00	425.3%
8022 · Retiree Health - Other	0.00	0.00	0.00	0.0%
Total 8022 · Retiree Health	395,911.80	169,415.00	226,496.80	233.7%
8023 · Workers Comp Insurance	35,080.00	48,518.00	-13,438.00	72.3%
8000 · Salaries and Benefits Expenses - Other	0.00	0.00	0.00	0.0%
Total 8000 · Salaries and Benefits Expenses	2,555,193.31	3,555,623.00	-1,000,429.69	71.9%
8500 · Other Operating Expenses				
8510 · Data/Alarms/IT Supp & Licensing	106,218.59	100,000.00	6,218.59	106.2%
8515 · Safety	10,942.19	54,200.00	-43,257.81	20.2%
8520 · Personal Protection/Safety Wear				
8520.01 · Boot Allowance	1,796.64	2,400.00	-603.36	74.9%
8520.02 · Eye Protection Allowance	1,274.64	3,600.00	-2,325.36	35.4%
8520.03 · Uniform Allowance	1,671.98	4,800.00	-3,128.02	34.8%
8520 · Personal Protection/Safety Wear - Other	3,560.37	0.00	3,560.37	100.0%
Total 8520 · Personal Protection/Safety Wear	8,303.63	10,800.00	-2,496.37	76.9%
8530 · Telephone				
8531 · Main Plant Telephones	14,006.87	15,000.00	-993.13	93.4%
8532 · Paradise Cove Telephones	662.33	5,000.00	-4,337.67	13.2%
8533 · Pumps & Lines Telephones	3,464.61	6,000.00	-2,535.39	57.7%
8530 · Telephone - Other	3,585.30	0.00	3,585.30	100.0%
Total 8530 · Telephone	21,719.11	26,000.00	-4,280.89	83.5%
8540 · Utilities				
8541 · Water	14,084.53	15,000.00	-915.47	93.9%
8542 · Main Plant Utilities	217,910.66	260,000.00	-42,089.34	83.8%
8543 · Paradise Cove Utilities	27,275.06	35,000.00	-7,724.94	77.9%
8544 · Pump Station Utilities	55,853.33	65,000.00	-9,146.67	85.9%
8540 · Utilities - Other	0.00	0.00	0.00	0.0%
Total 8540 · Utilities	315,123.58	375,000.00	-59,876.42	84.0%

Sanitary District No.5 of Marin County Annual Budget vs Actual Expenses July 1, 2025 through April 9, 2026

	Jul 1, '25 - Apr 9, 26	Budget	\$ Over Budget	% of Budget
8500 · Other Operating Expenses - Other	0.00	0.00	0.00	0.0%
Total 8500 · Other Operating Expenses	462,307.10	566,000.00	-103,692.90	81.7%
Total Expense	4,400,628.85	5,963,623.00	-1,562,994.15	73.8%
Net Ordinary Income	1,640,587.50	2,365,084.00	-724,496.50	69.4%
Other Income/Expense				
Other Expense				
9000 · Capital Improvements CIP				
9100 · Collection System CIP				
9101 · Sewer Rehab Projects	0.00	1,250,000.00	-1,250,000.00	0.0%
9102 · Pump Replacement CIP	0.00	50,000.00	-50,000.00	0.0%
9103 · Valve & Wet Well Improvements	0.00	50,000.00	-50,000.00	0.0%
9104 · PS Generator Replacement CIP				
9104.11 · 30KW Portable Gen#1 Replacement	0.00	75,000.00	-75,000.00	0.0%
9104 · PS Generator Replacement CIP - Other	0.00	0.00	0.00	0.0%
Total 9104 · PS Generator Replacement CIP	0.00	75,000.00	-75,000.00	0.0%
9106 · Manhole Replacement Project	0.00	75,000.00	-75,000.00	0.0%
9109 · Large PS CIP Projects				
9109.2 · Bel PS#1 Rehabilitation Project	331,354.74	3,000,000.00	-2,668,645.26	11.0%
Total 9109 · Large PS CIP Projects	331,354.74	3,000,000.00	-2,668,645.26	11.0%
9100 · Collection System CIP - Other	0.00	0.00	0.00	0.0%
Total 9100 · Collection System CIP	331,354.74	4,500,000.00	-4,168,645.26	7.4%
9200 · Paradise Cove CIP				
9204 · Control Panel Replacement	0.00	75,000.00	-75,000.00	0.0%
9208 · PC Building Rehabilitation	0.00	100,000.00	-100,000.00	0.0%
9200 · Paradise Cove CIP - Other	0.00	0.00	0.00	0.0%
Total 9200 · Paradise Cove CIP	0.00	175,000.00	-175,000.00	0.0%
9300 · Main Plant Equipment Capital				
9304 · Chemical Feed System Projects				
9304.05 · Cl2 Induction Mixer	0.00	35,000.00	-35,000.00	0.0%
9304 · Chemical Feed System Projects - Other	0.00	0.00	0.00	0.0%
Total 9304 · Chemical Feed System Projects	0.00	35,000.00	-35,000.00	0.0%
9308 · Digester Improvements				
9308.12 · Digester Rehab Project	1,101,624.26	2,000,000.00	-898,375.74	55.1%
9308 · Digester Improvements - Other	0.00	0.00	0.00	0.0%
Total 9308 · Digester Improvements	1,101,624.26	2,000,000.00	-898,375.74	55.1%
9309 · Solids Handling Improvements				
9309.11 · Sludge Box #1 Replacement	0.00	30,000.00	-30,000.00	0.0%
9309 · Solids Handling Improvements - Other	0.00	0.00	0.00	0.0%
Total 9309 · Solids Handling Improvements	0.00	30,000.00	-30,000.00	0.0%
9310 · Facility Support CIP				
9310.15 · Main Office HVAC Replacement	11,139.00	30,000.00	-18,861.00	37.1%
9310 · Facility Support CIP - Other	0.00	0.00	0.00	0.0%
Total 9310 · Facility Support CIP	11,139.00	30,000.00	-18,861.00	37.1%
9311 · HVAC/Supply Fan Improvements				
9311.05 · Lab Supply Fan Replacement	0.00	15,000.00	-15,000.00	0.0%
9311.08 · New Lab Room Fan Replacement	0.00	15,000.00	-15,000.00	0.0%
9311 · HVAC/Supply Fan Improvements - Other	0.00	0.00	0.00	0.0%
Total 9311 · HVAC/Supply Fan Improvements	0.00	30,000.00	-30,000.00	0.0%

Sanitary District No.5 of Marin County
Annual Budget vs Actual Expenses
 July 1, 2025 through April 9, 2026

	Jul 1, '25 - Apr 9, 26	Budget	\$ Over Budget	% of Budget
9312 · MP Vehicle Replacements				
9312.1 · Admin Emergency Response Truck	69,165.99	75,000.00	-5,834.01	92.2%
9312 · MP Vehicle Replacements - Other	70,550.85	0.00	70,550.85	100.0%
Total 9312 · MP Vehicle Replacements	139,716.84	75,000.00	64,716.84	186.3%
9313 · Controls/Electrical Improvement				
9313.1 · Business Server Replacement	0.00	50,000.00	-50,000.00	0.0%
9313.3 · MCC PLC Upgrade Project	111,849.26	100,000.00	11,849.26	111.8%
9313 · Controls/Electrical Improvement - Other	0.00	0.00	0.00	0.0%
Total 9313 · Controls/Electrical Improvement	111,849.26	150,000.00	-38,150.74	74.6%
9314 · Building & Grounds Improvements				
9314.10 · M.P. Office/Bath/Break Imprvmnt	127,078.14	100,000.00	27,078.14	127.1%
9314 · Building & Grounds Improvements - Other	0.00	0.00	0.00	0.0%
Total 9314 · Building & Grounds Improvements	127,078.14	100,000.00	27,078.14	127.1%
Total 9300 · Main Plant Equipment Capital	1,491,407.50	2,450,000.00	-958,592.50	60.9%
9500 · Undesignated Capital				
9510 · Undesignated Cap - M.P.	0.00	50,000.00	-50,000.00	0.0%
9520 · Undesignated Cap - P.C. Plant	0.00	25,000.00	-25,000.00	0.0%
9530 · Undesignated Cap - P & L	0.00	50,000.00	-50,000.00	0.0%
9500 · Undesignated Capital - Other	0.00	0.00	0.00	0.0%
Total 9500 · Undesignated Capital	0.00	125,000.00	-125,000.00	0.0%
9000 · Capital Improvements CIP - Other	0.00	0.00	0.00	0.0%
Total 9000 · Capital Improvements CIP	1,822,762.24	7,250,000.00	-5,427,237.76	25.1%
9700 · Debt Service				
9730 · Debt Service - MPR Project				
9730.01 · Zion Loan - Principal	640,000.00	610,000.00	30,000.00	104.9%
9730.02 · Zion Loan - Interest	111,848.00	150,284.00	-38,436.00	74.4%
9730 · Debt Service - MPR Project - Other	0.00	0.00	0.00	0.0%
Total 9730 · Debt Service - MPR Project	751,848.00	760,284.00	-8,436.00	98.9%
9700 · Debt Service - Other	0.00	0.00	0.00	0.0%
Total 9700 · Debt Service	751,848.00	760,284.00	-8,436.00	98.9%
Total Other Expense	2,574,610.24	8,010,284.00	-5,435,673.76	32.1%
Net Other Income	-2,574,610.24	-8,010,284.00	5,435,673.76	32.1%
Net Income	-934,022.74	-5,645,200.00	4,711,177.26	16.5%

**Sanitary District No.5 of Marin County
Comparative Balance Sheet
As of April 9, 2026**

	Apr 9, 26	Mar 9, 26	\$ Change
ASSETS			
Current Assets			
Checking/Savings			
JP Morgan Chase - Primary 7399	-79,490.05	126,374.34	-205,864.39
JP Morgan Chase - Payroll 7506	86,172.28	88,723.40	-2,551.12
JP Morgan Chase - Transfer 7522	6,847.74	105,715.00	-98,867.26
Local Agency Investment Fund			
SD5 Capital & CIP Reserve	9,725,065.99	9,725,065.99	0.00
SD5 Operating	3,215,046.15	3,615,046.15	-400,000.00
SD5 Operating Reserve	1,200,853.05	1,200,853.05	0.00
Total Local Agency Investment Fund	14,140,965.19	14,540,965.19	-400,000.00
California CLASS			
CalPERS UAL Fund	561,978.55	560,220.37	1,758.18
Emergency Replacement Fund	1,066,710.68	1,063,373.42	3,337.26
Total California CLASS	1,628,689.23	1,623,593.79	5,095.44
Total Checking/Savings	15,783,184.39	16,485,371.72	-702,187.33
Accounts Receivable			
Accounts Receivable	282,042.01	282,042.01	0.00
Total Accounts Receivable	282,042.01	282,042.01	0.00
Other Current Assets			
Petty Cash	200.00	200.00	0.00
Prepaid Expense	135,496.43	135,496.43	0.00
Salary Advance - Overtime	4,850.61	5,389.55	-538.94
Total Other Current Assets	140,547.04	141,085.98	-538.94
Total Current Assets	16,205,773.44	16,908,499.71	-702,726.27
Fixed Assets	19,257,162.30	19,257,162.30	0.00
Other Assets			
1955 · Net pension asset	390,724.00	390,724.00	0.00
1950 · Pension - Deferred Outflows	982,849.00	982,849.00	0.00
1951 · Deferred Outflows - OPEB	570,430.00	570,430.00	0.00
Total Other Assets	1,944,003.00	1,944,003.00	0.00
TOTAL ASSETS	37,406,938.74	38,109,665.01	-702,726.27
LIABILITIES & EQUITY			
Liabilities			
Current Liabilities			
Accounts Payable			
2000 · Accounts Payable	286,335.48	637,434.52	-351,099.04
Total Accounts Payable	286,335.48	637,434.52	-351,099.04

Sanitary District No.5 of Marin County
Comparative Balance Sheet
As of April 9, 2026

	Apr 9, 26	Mar 9, 26	\$ Change
Other Current Liabilities			
Compensated Absences Current	250,280.92	250,280.92	0.00
Deferred Income for Permits	230,454.35	230,454.35	0.00
MPR Zion Loan Current Payable	640,000.00	640,000.00	0.00
MPR Zion Loan Interest Payable	29,946.00	29,946.00	0.00
Retainage Payable	160,993.05	160,993.05	0.00
Total Other Current Liabilities	1,311,674.32	1,311,674.32	0.00
Total Current Liabilities	1,598,009.80	1,949,108.84	-351,099.04
Long Term Liabilities			
MPR Zion Loan Payable	4,190,000.00	4,190,000.00	0.00
2061 · OPEB-Related Liabilities	318,958.00	318,958.00	0.00
2065 · Pension - Deferred Inflows	575,787.00	575,787.00	0.00
2066 · Deferred Inflows - OPEB	347,342.00	347,342.00	0.00
2960 · Deferred Debt Refinancing Co...	67,133.20	67,133.20	0.00
Total Long Term Liabilities	5,499,220.20	5,499,220.20	0.00
Total Liabilities	7,097,230.00	7,448,329.04	-351,099.04
Equity			
3900 · Net Assets	32,291,698.33	32,291,698.33	0.00
Net Income	-1,981,989.59	-1,630,362.36	-351,627.23
Total Equity	30,309,708.74	30,661,335.97	-351,627.23
TOTAL LIABILITIES & EQUITY	37,406,938.74	38,109,665.01	-702,726.27

California State Treasurer Fiona Ma, CPA



Local Agency Investment Fund
P.O. Box 942809
Sacramento, CA 94209-0001
(916) 653-3001

April 01, 2026

[LAIF Home](#)
[PMIA Average Monthly Yields](#)

MARIN COUNTY SANITARY DISTRICT #5

DISTRICT MANAGER
P.O. BOX 227
TIBURON, CA 94920

[Tran Type Definitions](#)

Account Number: 70-21-007

March 2026 Statement

Effective Date	Transaction Date	Tran Type	Confirm Number	Web Confirm Number	Authorized Caller	Amount
3/12/2026	3/11/2026	RW	1795451	N/A	JOHN CARAPIET	-400,000.00

Account Summary.

Total Deposit:	0.00	Beginning Balance:	14,540,965.19
Total Withdrawal:	-400,000.00	Ending Balance:	14,140,965.19



**CALIFORNIA STATE TREASURER
FIONA MA, CPA**



PMIA Daily Effective Yield

Date	Daily	Quarter to Date	Average Maturity
04/03/26	3.81	3.81	267
04/02/26	3.81	3.81	267
04/01/26	3.81	3.81	269
03/31/26	3.82	3.92	261
03/30/26	3.82	3.88	261
03/29/26	3.82	3.88	262
03/28/26	3.82	3.88	262
03/27/26	3.82	3.88	262
03/26/26	3.82	3.88	261
03/25/26	3.82	3.88	258
03/24/26	3.82	3.88	259
03/23/26	3.82	3.88	257
03/22/26	3.82	3.88	259
03/21/26	3.82	3.88	259
03/20/26	3.82	3.88	259
03/19/26	3.82	3.89	260
03/18/26	3.82	3.89	260
03/17/26	3.82	3.89	263
03/16/26	3.82	3.89	260
03/15/26	3.83	3.89	263
03/14/26	3.83	3.89	263
03/13/26	3.83	3.89	263
03/12/26	3.83	3.89	255
03/11/26	3.83	3.89	254
03/10/26	3.83	3.89	262
03/09/26	3.83	3.89	254
03/08/26	3.83	3.89	256
03/07/26	3.83	3.90	256
03/06/26	3.83	3.90	256
03/05/26	3.84	3.90	258
03/04/26	3.84	3.90	258
03/03/26	3.84	3.90	259
03/02/26	3.84	3.90	259
03/01/26	3.85	3.90	258

*Daily yield does not reflect capital gains or losses



Summary Statement

March 31, 2026

Page 1 of 4

Investor ID: CA-01-0195

0000186-0000793 PDF 928179

Sanitary District No. 5 of Marin County
PO Box 227
Tiburon, CA 94920

California CLASS

California CLASS

Average Monthly Yield: 3.6955%

		Beginning Balance	Contributions	Withdrawals	Income Earned	Income Earned YTD	Average Daily Balance	Month End Balance
CA-01-0195-0001	Emergency Replacement Fund	1,063,373.42	0.00	0.00	3,337.26	9,777.02	1,063,481.07	1,066,710.68
CA-01-0195-0002	CalPERS UAL Fund	560,220.37	0.00	0.00	1,758.18	5,150.85	560,277.09	561,978.55
TOTAL		1,623,593.79	0.00	0.00	5,095.44	14,927.87	1,623,758.16	1,628,689.23



Emergency Replacement Fund

Account Summary

Average Monthly Yield: 3.6955%

	Beginning Balance	Contributions	Withdrawals	Income Earned	Income Earned YTD	Average Daily Balance	Month End Balance
California CLASS	1,063,373.42	0.00	0.00	3,337.26	9,777.02	1,063,481.07	1,066,710.68

Transaction Activity

Transaction Date	Transaction Description	Contributions	Withdrawals	Balance	Transaction Number
03/01/2026	Beginning Balance			1,063,373.42	
03/31/2026	Income Dividend Reinvestment	3,337.26			
03/31/2026	Ending Balance			1,066,710.68	



CalPERS UAL Fund

Account Summary

Average Monthly Yield: 3.6955%

	Beginning Balance	Contributions	Withdrawals	Income Earned	Income Earned YTD	Average Daily Balance	Month End Balance
California CLASS	560,220.37	0.00	0.00	1,758.18	5,150.85	560,277.09	561,978.55

Transaction Activity

Transaction Date	Transaction Description	Contributions	Withdrawals	Balance	Transaction Number
03/01/2026	Beginning Balance			560,220.37	
03/31/2026	Income Dividend Reinvestment	1,758.18			
03/31/2026	Ending Balance			561,978.55	



California CLASS

California CLASS

Date	Dividend Rate	Daily Yield
03/01/2026	0.00000000	3.7375%
03/02/2026	0.000102280	3.7316%
03/03/2026	0.000102317	3.7346%
03/04/2026	0.000102112	3.7271%
03/05/2026	0.000101428	3.7021%
03/06/2026	0.000303507	3.6927%
03/07/2026	0.00000000	3.6927%
03/08/2026	0.00000000	3.6927%
03/09/2026	0.000101129	3.6912%
03/10/2026	0.000100901	3.6829%
03/11/2026	0.000100607	3.6722%
03/12/2026	0.000100650	3.6737%
03/13/2026	0.000301674	3.6704%
03/14/2026	0.00000000	3.6704%
03/15/2026	0.00000000	3.6704%
03/16/2026	0.000101241	3.6953%
03/17/2026	0.000101490	3.7044%
03/18/2026	0.000101180	3.6931%
03/19/2026	0.000100945	3.6845%
03/20/2026	0.000302712	3.6830%
03/21/2026	0.00000000	3.6830%
03/22/2026	0.00000000	3.6830%
03/23/2026	0.000100903	3.6830%
03/24/2026	0.000101005	3.6867%
03/25/2026	0.000101336	3.6988%
03/26/2026	0.000101467	3.7036%
03/27/2026	0.000304509	3.7049%
03/28/2026	0.00000000	3.7049%
03/29/2026	0.00000000	3.7049%
03/30/2026	0.000101308	3.6978%
03/31/2026	0.000101563	3.7071%

Performance results are shown net of all fees and expenses and reflect the reinvestment of dividends and other earnings. Many factors affect performance including changes in market conditions and interest rates and in response to other economic, political, or financial developments. Investment involves risk including the possible loss of principal. No assurance can be given that the performance objectives of a given strategy will be achieved. **Past performance is no guarantee of future results. Any financial and/or investment decision may incur losses.**

CASH REQUIREMENTS

CASH REQUIRED FOR NEGOTIABLE CHECKS &/OR ELECTRONIC FUNDS TRANSFERS (EFT) FOR CHECK DATE 03/13/26: \$75,307.58

TRANSACTION SUMMARY

SUMMARY BY TRANSACTION TYPE -	TOTAL ELECTRONIC FUNDS TRANSFER (EFT)	75,307.58
	CASH REQUIRED FOR NEGOTIABLE CHECKS &/OR EFT	75,307.58
	TOTAL REMAINING DEDUCTIONS / WITHHOLDINGS / LIABILITIES	11,396.17
	CASH REQUIRED FOR CHECK DATE 03/13/26	<u>86,703.75</u>

TRANSACTION DETAIL

ELECTRONIC FUNDS TRANSFER - *Your financial institution will initiate transfer to Paychex at or after 12:01 A.M. on transaction date.*

<u>TRANS. DATE</u>	<u>BANK NAME</u>	<u>ACCOUNT NUMBER</u>	<u>PRODUCT</u>	<u>DESCRIPTION</u>		BANK DRAFT AMOUNTS & OTHER TOTALS
03/12/26	CHASE BANK, NA	xxxxxxxxxxxxx506	Direct Deposit	Net Pay Allocations	49,130.40	49,130.40
03/12/26	CHASE BANK, NA	xxxxxxxxxxxxx506	Taxpay®	Employee Withholdings		
				Social Security	4,779.95	
				Medicare	1,117.90	
				Fed Income Tax	10,015.15	
				CA Income Tax	4,366.32	
				Total Withholdings	<u>20,279.32</u>	
				Employer Liabilities		
				Social Security	4,779.95	
				Medicare	1,117.91	
				Total Liabilities	<u>5,897.86</u>	26,177.18
				EFT FOR 03/12/26		75,307.58
				TOTAL EFT		75,307.58

REMAINING DEDUCTIONS / WITHHOLDINGS / LIABILITIES - *Unless stated otherwise, Paychex does not remit these funds. You must ensure accurate and timely payment of applicable items.*

<u>TRANS. DATE</u>	<u>BANK NAME</u>	<u>ACCOUNT NUMBER</u>	<u>PRODUCT</u>	<u>DESCRIPTION</u>		<u>TOTAL</u>
03/13/26	Refer to your records for account	Information	Payroll	Employee Deductions		
				401A Member Contribu	5,515.22	
				Calpers 457B Roth	1,151.24	
				Calpers 457B TRDL	2,011.21	
				Calpers457b Roth CU	350.00	
				Dep Care EE Pretax	875.00	
				Life Insurance	9.72	
				Med 125	209.33	
				Med FSA EE Pretax	1,004.98	

CASH REQUIREMENTS

CASH REQUIRED FOR NEGOTIABLE CHECKS &/OR ELECTRONIC FUNDS TRANSFERS (EFT) FOR CHECK DATE 03/13/26: \$75,307.58

REMAINING DEDUCTIONS / WITHHOLDINGS / LIABILITIES (cont.) - Unless stated otherwise, Paychex does not remit these funds. You must ensure accurate and timely payment of applicable items.

<u>TRANS. DATE</u>	<u>BANK NAME</u>	<u>ACCOUNT NUMBER</u>	<u>PRODUCT</u>	<u>DESCRIPTION</u>	<u>TOTAL</u>
03/13/26	Refer to your records for account	Information	Payroll	Employee Deductions (cont.)	
				WT OT Payback	269.47
				Total Deductions	11,396.17
TOTAL REMAINING DEDUCTIONS / WITHHOLDINGS / LIABILITIES					11,396.17

PAYCHEX WILL MAKE THESE TAX DEPOSIT(S) ON YOUR BEHALF - This information serves as a record of payment.

<u>DUE DATE</u>	<u>PRODUCT</u>	<u>DESCRIPTION</u>	
03/18/26	Taxpay®	FED IT PMT Group	21,810.86
03/18/26	Taxpay®	CA IT PMT Group	4,366.32

CASH REQUIREMENTS

CASH REQUIRED FOR NEGOTIABLE CHECKS &/OR ELECTRONIC FUNDS TRANSFERS (EFT) FOR CHECK DATE 03/31/26: \$76,284.04

TRANSACTION SUMMARY

SUMMARY BY TRANSACTION TYPE -	TOTAL ELECTRONIC FUNDS TRANSFER (EFT)	76,284.04
	CASH REQUIRED FOR NEGOTIABLE CHECKS &/OR EFT	76,284.04
	TOTAL REMAINING DEDUCTIONS / WITHHOLDINGS / LIABILITIES	11,396.17
	CASH REQUIRED FOR CHECK DATE 03/31/26	<u>87,680.21</u>

TRANSACTION DETAIL

ELECTRONIC FUNDS TRANSFER - *Your financial institution will initiate transfer to Paychex at or after 12:01 A.M. on transaction date.*

<u>TRANS. DATE</u>	<u>BANK NAME</u>	<u>ACCOUNT NUMBER</u>	<u>PRODUCT</u>	<u>DESCRIPTION</u>		BANK DRAFT AMOUNTS & OTHER TOTALS
03/30/26	CHASE BANK, NA	xxxxxxxxxxxxx506	Direct Deposit	Net Pay Allocations	49,477.32	49,477.32
03/30/26	CHASE BANK, NA	xxxxxxxxxxxxx506	Taxpay®	Employee Withholdings		
				Social Security	4,812.30	
				Medicare	1,125.47	
				Fed Income Tax	10,463.16	
				CA Income Tax	4,468.04	
				Total Withholdings	<u>20,868.97</u>	
				Employer Liabilities		
				Social Security	4,812.28	
				Medicare	1,125.47	
				Total Liabilities	<u>5,937.75</u>	26,806.72
				EFT FOR 03/30/26		76,284.04
				TOTAL EFT		76,284.04

REMAINING DEDUCTIONS / WITHHOLDINGS / LIABILITIES - *Unless stated otherwise, Paychex does not remit these funds. You must ensure accurate and timely payment of applicable items.*

<u>TRANS. DATE</u>	<u>BANK NAME</u>	<u>ACCOUNT NUMBER</u>	<u>PRODUCT</u>	<u>DESCRIPTION</u>		<u>TOTAL</u>
03/31/26	Refer to your records for account	Information	Payroll	Employee Deductions		
				401A Member Contribu	5,515.22	
				Calpers 457B Roth	1,151.24	
				Calpers 457B TRDL	2,011.21	
				Calpers457b Roth CU	350.00	
				Dep Care EE Pretax	875.00	
				Life Insurance	9.72	
				Med 125	209.33	
				Med FSA EE Pretax	1,004.98	

CASH REQUIREMENTS

CASH REQUIRED FOR NEGOTIABLE CHECKS &/OR ELECTRONIC FUNDS TRANSFERS (EFT) FOR CHECK DATE 03/31/26: \$76,284.04

REMAINING DEDUCTIONS / WITHHOLDINGS / LIABILITIES (cont.) - Unless stated otherwise, Paychex does not remit these funds. You must ensure accurate and timely payment of applicable items.

<u>TRANS. DATE</u>	<u>BANK NAME</u>	<u>ACCOUNT NUMBER</u>	<u>PRODUCT</u>	<u>DESCRIPTION</u>	<u>TOTAL</u>
03/31/26	Refer to your records for account	Information	Payroll	Employee Deductions (cont.)	
				WT OT Payback	269.47
				Total Deductions	11,396.17
TOTAL REMAINING DEDUCTIONS / WITHHOLDINGS / LIABILITIES					11,396.17

PAYCHEX WILL MAKE THESE TAX DEPOSIT(S) ON YOUR BEHALF - This information serves as a record of payment.

<u>DUE DATE</u>	<u>PRODUCT</u>	<u>DESCRIPTION</u>	
04/03/26	Taxpay®	FED IT PMT Group	22,338.68
04/03/26	Taxpay®	CA IT PMT Group	4,468.04

Full name	Overtime amounts	Overtime hours
Alvarez, Joel		
Bilsborough Sr., Chad E	2112.30	20.00
Collodi, Pete	750.60	8.00
Cottrell III, Rulon K	5263.17	39.00
Farrington, Abigail V		
LaTorre, Daniel P		
Rosser, John M	1261.24	12.00
Rubio, Antonio		
Salazar, Ignacio G	1501.20	20.00
Thornton, Eric T		
Triola, Joseph	383.16	3.50
Vossler, Jackson	408.51	5.00
	11680.18	107.50

Overtime hours



Check date

70

50

30

10

3/1

3/6

3/11

3/16

3/21

3/26

3/31

Mar 1, 2026 - Mar 31, 2026

● My Company

107.5 hrs



Overtime amounts



Check date

\$7k

\$5k

\$3k

\$1k

3/1

3/6

3/11

3/16

3/21

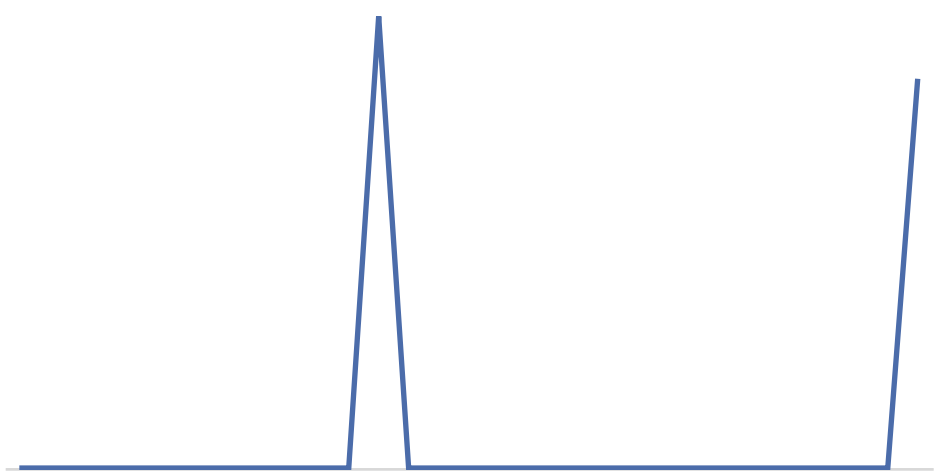
3/26

3/31

Mar 1, 2026 - Mar 31, 2026

● My Company

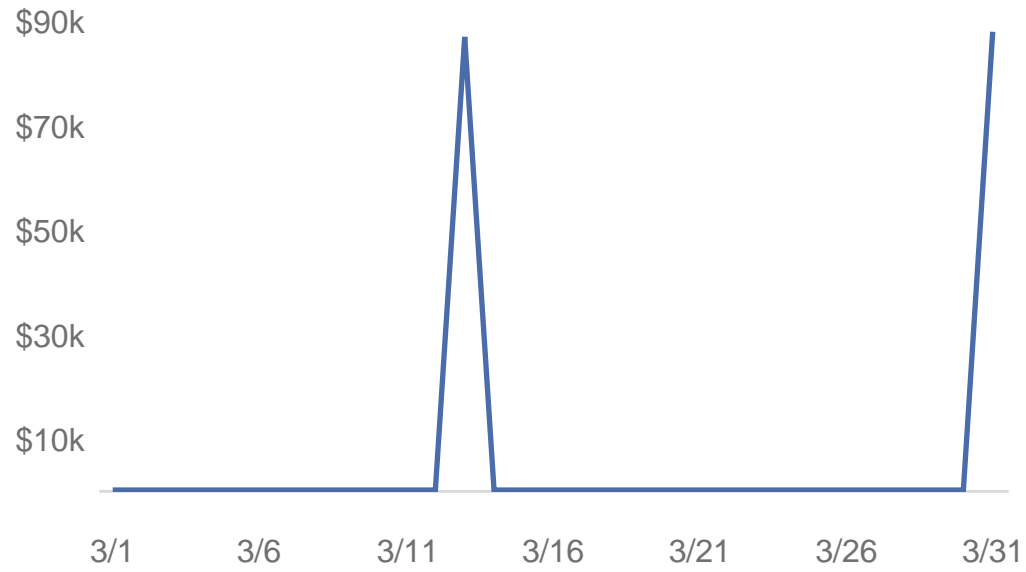
\$11,680.18



Labor cost ⓘ



Check date



Mar 1, 2026 - Mar 31, 2026

● My Company

\$174,383.96

Full name	Overtime amounts	Overtime hours
Alvarez, Joel		
Bilsborough Sr., Chad E	26051.72	232.50
Collodi, Pete	1751.40	21.00
Cottrell III, Rulon K	36756.61	269.50
Farrington, Abigail V	3244.35	39.00
LaTorre, Daniel P	4931.36	40.00
Rosser, John M	9786.56	94.50
Rubio, Antonio		
Salazar, Ignacio G	12497.49	162.50
Screechfield-Lablue, Pierce L		
Thornton, Eric T	1612.80	35.00
Triola, Joseph	2873.71	29.50
Vossler, Jackson	1543.26	18.50
	101049.26	942.00

Overtime hours



Check date

250

150

50

Jul 1, 2025 - Mar 31, 2026

● My Company

942 hrs

Jul

Sep

Nov

Jan

Mar



Overtime amounts



Check date

\$25k

\$15k

\$5k

Jul 1, 2025 - Mar 31, 2026

● My Company

\$101,049.26

Jul

Sep

Nov

Jan

Mar



Labor cost ⓘ



Check date



Jul 1, 2025 - Mar 31, 2026

● My Company

\$1,610,395.31

April 2026

April 2026							May 2026						
Su	Mo	Tu	We	Th	Fr	Sa	Su	Mo	Tu	We	Th	Fr	Sa
			1	2	3	4						1	2
5	6	7	8	9	10	11	3	4	5	6	7	8	9
12	13	14	15	16	17	18	10	11	12	13	14	15	16
19	20	21	22	23	24	25	17	18	19	20	21	22	23
26	27	28	29	30			24	25	26	27	28	29	30
							31						

SUNDAY	MONDAY	TUESDAY	WEDNESDAY	THURSDAY	FRIDAY	SATURDAY
Mar 29	30	31	Apr 1	2 Jill in check run prep and print	3 10:00am Solar Ad-Hoc Update (Zoom) - HR	4
5	6	7 Jill in - General Accounting 8:00am CWEA Annual Conference-Sacramento	8 8:00am CWEA Annual Conference -Sacramento	9 8:00am CWEA Annual Conference- 9:30am CIP Committee Meeting (2001) 10:30am Finance Committee Meeting	10	11
12	13	14 Jill in - General Accounting	15	16 11:00am Monthly Managers Update & 1:30pm MSDA Meeting (500 Davidson St (500 5:00pm Regular Board Meeting (2001	17	18
19	20	21 Jill in - General Accounting	22	23	24	25
26	27	28 Jill in - General Accounting	29	30	May 1	2

May 2026

May 2026							June 2026						
Su	Mo	Tu	We	Th	Fr	Sa	Su	Mo	Tu	We	Th	Fr	Sa
					1	2		1	2	3	4	5	6
3	4	5	6	7	8	9	7	8	9	10	11	12	13
10	11	12	13	14	15	16	14	15	16	17	18	19	20
17	18	19	20	21	22	23	21	22	23	24	25	26	27
24	25	26	27	28	29	30	28	29	30				
31													

SUNDAY	MONDAY	TUESDAY	WEDNESDAY	THURSDAY	FRIDAY	SATURDAY
Apr 26	27	28	29	30	May 1	2
3	4	Jill in check run prep	6	Jill in check run prep and print	8	9
10	11 9:30am Budget Workshop (2001 Paradise Dr (2001 Paradise Dr,	Jill in - General Accounting	13	14 9:30am CIP Committee Meeting (2001 10:30am Finance Committee Meeting	15	16
17	18	Jill in - General Accounting	20	21 Jill in - General Accounting 11:00am Monthly 5:00pm Regular Board	22	23
24	25	26 ***Jill Vacation***	27	28	29	30
31	Jun 1	2	3	4	5	6

Sanitary District No. 5 of Marin County



District Management Report March 2026

Contents:

- Transmittal Memo
- Financial/Budgetary
- HR & Personnel
- Business Administration
- Collection System Performance
- Treatment Plant Performance – Paradise Cove
- Treatment Plant Performance – Main Plant
- Pollution Prevention Activities
- Continuing Education & Safety Training
- Capital Improvement Projects

Transmittal Memo

Date: April 16, 2026
To: Board of Directors
From: Tony Rubio, District Manager
Subject: Management Report for March 2026

Fiscal Status

Period Covered: July 1, 2025 –April 9, 2026
Percent of Fiscal Year: 75%
Percent of Budgeted Income to Date: 72.5%
Percent of Budgeted Expenditures to Date: 73.8% (operating only)

Personnel

Separations: None
New Hires: None
Promotions: None
Recruitment Activities: None

Regulatory Compliance

MP Collection System WDR Compliance: Full Compliance with all regulations
PC Collection System WDR Compliance: Full Compliance with all regulations
MP NPDES Permit Compliance: Full Compliance with all regulations
PC NPDES Permit Compliance: Full Compliance with all regulations
BAAQMD Compliance: Full Compliance with all regulations
Significant Comments: None

Summary of Operational Highlights are on the following pages.

Significant Events for the Month of March 2026 Include:

Financial/Budgetary/Business Administration

- FY 26-27 Capital Projects list reviewed and discussed by staff and committee
- Commercial sewer service fees calculated using proposed new sewer service fee rate
- Lateral Sewer Escrow account being established with Chase Bank for compliance with new updated sewer use Ordinance
- Budget Preparations underway for FY26/27

HR and Personnel

- MOU Draft Edits and Personnel Policies updates/review nearly complete (tentative agreements in place)
- Unrepresented benefits plan update/review nearly complete (tentative agreement in place)
- Working on creating Administrative Policies for Office use in same format as new updated board policies and personnel policies.

Continuing Education, Safety Training, Pollution Prevention Activities

- Staff attended monthly Public Education Meeting.
- Required Forklift Training completed
- TR attended WEF/AWWA Utility Management Conference- end of March NC
- Eric T attended grade III wastewater review course in southbay WW Technology Trainers
- Monthly Manager/Staff Updates Continue

Collection System Performance

Main Plant /Paradise Cove

- Vactor and Rodder preventative maintenance work is underway.
- No Spill Report Submitted for Main Plant & Paradise Cove Collection System
- Collection system SSMP review/audit and update underway

Treatment Plant Performance

Paradise Cove WWTP:

- Work to the Paradise Cove analyzer room/process control room waterproofing improvements underway. Installing elevated footer to prevent water intrusion, digging trench for installation of chemical lines for easier maintenance and to prevent bisulfite icing
- New motor control center panel in construction ready for installation this summer for improved process control and enhance communication back to the main plant

Tiburon Main WWTP:

- February 2026 Monthly SMR and DMR to the RWQCB on CIWQS.
- Aeration Basin diffuser inspection on Street Side AB underway- Airline clamp replaced and parts list created for mud valve replacement and other airline valve replacements.
- Electrical conduit upgrades ongoing
- Had meeting with vendor for Pilot Testing of hydrocyclone unit for possible nutrient reduction options

Capital Improvement Projects

- 2024-25 Sewer Rehab - final paving completed waiting on City of Belvedere Paving agreement to be finalized by city and final invoice from APB before filing notice of completion with County of Marin.
- Cove Road MCC and Generator replacement project underway- equipment currently on track for June delivery (MCC & Generator)
- Digester Cleaning and Rehab project underway- Primary Digester filling scheduled for April 13, which will begin the non dewatering phase- work that remains: Concrete work in dewatering storage room and grinder replacement in dewatering room.
- Review of upcoming CIP project list for FY budget 26/27 completed

Glossary of Terms

- **B.O.D. (Biochemical Oxygen Demand):** Measurement of the effluent's capacity to consume dissolved oxygen to stabilize all remaining organic matter. The permit limits for our effluent for discharge into San Francisco bay require that we remove 85% influent B.O.D. and meet a weekly average of less than 45mg/l and a monthly average of less than 30 mg/l B.O.D.
- **TSS (Total Suspended Solids):** Measurement of suspended solids in the effluent. Our permit requires that we remove at least 85% of the influent TSS and that the effluent limit is less than 45 mg/l as a weekly average and less than 30 mg/l as a monthly average.
- **Chlorine Residual:** The plant effluent is disinfected with hypochlorite (chlorine "bleach") and then the residual chlorine is neutralized with sodium bisulfite to protect the bay. The effluent chlorine residual limit is 0.0 mg/l which we monitor continuously.
- **pH:** pH is a measurement of acidity with pH 7.0 being neutral and higher pH values being basic and lower pH values being acidic. Our permit effluent pH must stay within the range of 6.0-9.0, which we monitor continuously.
- **Coliform:** Coliform bacteria are the indicator organism for determination of the efficiency of the disinfection process. The lab culture samples of our effluent and the presence of coliform is an indication that pathogenic organisms may be present. This is reported as MPN/100 (number of coliform bacteria in 100 milliliters sample).
- **Flow Through Bioassay:** A 96 hour test in which we test the toxicity of our effluent to tiny fish (sticklebacks) in a flow through tank to determine the survivability under continuous exposure to our effluent. Our permit requires that we maintain a 90th percentile survival of at least 70% and an 11 sample median survival of at least 90%. In layman's terms, this means that out of the last 11 samples only one bioassay may fall below 70% survival and the middle value when all 11 samples are placed in numerical order must be at least 90%.
- **Metals Analysis:** Our permit requires that we analyze our effluent for many different metals on a monthly basis. We have permit limits for some metals. The metals are stated as a daily max and a monthly average limit. The daily max limit is the number we cannot exceed on any sample and the monthly average applies to all samples collected in any month (although usually we are only required to take one).
- **F.O.G. (Fats, oils and grease):** Quarterly we are required to monitor our effluent for Fats, Oils and Grease.

Glossary of terms continued...

- **Headworks:** The point where all raw wastewater enters the treatment plant. In this building wastewater goes through 3 grinders to grind up all large objects that could possibly damage our influent and sludge pumps further down the treatment process.
- **Primary Sedimentation:** The next treatment process is a physical treatment process where solids that settle or float are removed and sent to the digesters for further processing.
- **Activated Sludge:** Next is the activate sludge process. This process is a biological wastewater treatment process that uses microorganisms to speed up the decomposition of wastes. When activated sludge is added to wastewater, the microorganisms feed and grow on waste particles in the wastewater. As the organisms grow and reproduce, more and more waste is removed, leaving the wastewater partially cleaned. To function efficiently, the mass of organisms needs a steady balance of food and oxygen. These tasks are closely monitored by the operations staff.
- **Secondary Clarification:** Next is secondary clarification, like primary sedimentation/clarification, this also is a physical treatment process where solids that settle or float are removed and sent to the next treatment process. The difference between Secondary Clarification and primary sedimentation is that the solids removed from the secondary clarifiers goes to 2 places. Some goes to waste to the DAFT and some goes back to the activated sludge process for further treatment. (*Microorganisms must be returned to the activated sludge process to keep an equal balance of food and microorganisms*).
- **DAFT (dissolved air floatation thickener):** Next is the DAFT. The dissolved air floatation thickening process uses air bubbles to thicken WAS(waste active sludge) solids removed from the secondary clarifier, by floating solids to the tank surface, where they are removed and sent to the digesters for final processing.
- **Sludge Digestion:** In the anaerobic digestion process, all the organic material removed from the primary sedimentation tanks and DAFT's are digested by anaerobic bacteria. The end products are methane, carbon dioxide, water and neutralized organic matter.
- **Solids Handling:** This is the process where all the neutralized sludge from the digester is finally treated. Sludge from the digester is pumped to the screw press where it is conditioned with a polymer (chemical that reacts with the sludge to remove the water from the sludge and bind the sludge particles together) in order to dewater the sludge and produce a dry cake for final disposal to the Redwood landfill.

Glossary of terms continued...

- **Disinfection:** This is the end point for the wastewater- at this point wastewater flows through the chlorine contact tank. This contact tank allows for enough contact time for chlorine solution to disinfect the wastewater. Sodium bisulfite is introduced at the end of the tank to neutralize any residual chlorine to protect the bay.
- **MLSS (mixed liquor suspended solids):** Suspended solids in the mixed liquor of an aeration tank measured in mg/l
- **MCRT (mean cell resident time):** An expression of the average time that a microorganism will spend in the activated sludge process.
- **SVI (sludge volume index):** This is a calculation used to indicate the settling ability of activated sludge in the secondary clarifier.
- **RAS (return activated sludge):** The purpose of returning activated sludge, is to maintain a sufficient concentration of activated sludge in the aeration tank.
- **WAS (waste activated sludge):** To maintain a stable process, the amount of solids added each day to the activated sludge process are removed as WAS. We track this by our MCRT which averages 3 days
- **TWAS (thickened waste activated sludge):** The WAS is thickened in the DAFT and the thickened sludge is then pumped to the digester.
- **MPN (most probable number):** Concentrations of total coliform bacteria are reported as the most probable number. The MPN is not the absolute count of the bacteria but a statistical estimate of their concentration.
- **Bio-solids:** Anaerobic digested sludge is pumped to a screw press where excess water is removed to reduce the volume (and weight) thus producing an end result called bio-solids.
- **Polymer:** Organic polymers are added to digested sludge to bring out the formation of larger particles by bridging to improve processing.

Wastewater Acronyms

ACWA	Assoc of California Water Agencies	APWA	American Public Works Association
AWWA	American Water Works Association	BAAQMD	Bay Area Air Quality Management District
BACWA	Bay Area Clean Water Agencies	BAPPG:	Bay Area Pollution Prevention Group
CASA	California Association of Sanitation Agencies	CSDA	California Special Districts Association
CSRMA:	California Sanitation Risk Management Authority	CAAQS	California Ambient Air Quality Standard
CalARP	California Accidental Release Prevention Program	CARB	California Air Resources Board
CDO	Cease and Desist Order	CECs	Constituents of Emerging Concern
CEQA	California Environmental Quality Act	CIWQS	California Integrated Water Quality System
CFR	Code of Federal Regulations	CMOM	Capacity, Management, Operation and Maintenance
CIWMB	California Integrated Waste Management Board		
CIWQS	California Integrated Water Quality System	CPUC	California Public Utilities Commission
CSO	Combined Sewer Overflow	CTR	California Toxics Rule
CWA	Clean Water Act	CWAP	Clean Water Action Plan
CWARA	Clean Water Authority Restoration Act	CWEA	California Water Environment Association
DHS	Dept. of Health Services	DTSC	Dept. of Toxic Substances Control
EBEP	Enclosed Bays and Estuaries Plan	EDW	Effluent Dominated Water body
EIS/EIR	Environmental Impact Statement/Report	EPA	Environmental Protection Agency
ERAF	Educational Reserve Augmentation Fund	ESMP	Electronic Self-Monitoring Report
FOG	Fats, Oils and Grease	GASB	Government Accounting Standards Board
ISWP	Inland Surface Waters Plan	JPA	Joint Powers Authority
LAFCO	Local Agency Formation Commission	LOCC	League of California Cities
MACT	Maximum Achievable Control Technology (air controls)	MCL	Maximum Contaminant Level
MMP	Mandatory Minimum Penalty	MOU	Memorandum of Understanding
MUN	Municipal Drinking Water Use	NACWA	National Association of Clean Water Agencies
NGOs	Non-Governmental Organizations	NOX	Nitrogen Oxides
NPDES	Nat'l Pollutant Discharge Elimination System	NRDC	Natural Resources Defense Council
NTR	National Toxics Rule	OWP:	Office of Water Programs
OSHA:	Occupational Safety and Health Administration	PCBs	Poly Chlorinated Biphenyls
POTWs	Publicly Owned Treatment Works	PPCPs	Pharmaceutical and personal Care Products
QA/QC	Quality Assurance / Quality Control	Region	IX Western Region of EPA (CA, AZ, NV & HI)
RFP	Request For Proposals	RMP	Risk Management Program
RFQ	Request For Qualifications	RWQCB	Regional Water Quality Control Board
SEP	Supplementary Environmental Projects	SIP	State Implementation Policy (CTR/NTR criteria)
SFEI:	San Francisco Estuary Institute	SRF	State Revolving Fund
SSO	Sanitary Sewer Overflow	SSMP	Sewer System Management Plan
SWRCB	State Water Resources Control Board	TMDL	Total Maximum Daily Load
WDR	Waste Discharge Requirements	WEF	Water Environment Federation
WERF	Water Environment Research Foundation	WET	Whole Effluent Toxicity or Waste Extraction Test
WMI	Watershed Management Initiative	WRFP	Water Recycling Funding Program
WRDA	Water Resource Development Act	WWTP	Wastewater Treatment Plant
WQBEL	Water Quality Based Effluent Limitation	WWWIFA	Water & Wastewater Infrastructure Financing Agency

RESOLUTION NO. 2026-01

A RESOLUTION OF THE GOVERNING BODY OF SANITARY DISTRICT NO. 5 OF MARIN COUNTY PROPOSING AN ELECTION BE HELD IN ITS JURISDICTION; REQUESTING THE BOARD OF SUPERVISORS TO CONSOLIDATE WITH ANY OTHER ELECTION CONDUCTED ON SAID DATE, AND REQUESTING ELECTION SERVICES BY THE REGISTRAR OF VOTERS

WHEREAS, it is the determination of said governing body that the Uniform District Election, to be held on the 3rd day of November, 2026, at which election the issue to be presented to the voters shall be to elect the following members to the Board of Directors:

To elect members to the Board of Directors:

Number of Regular Term Positions (4 year): 2

Number of Short Term Positions (2 year): 0

NOW THEREFORE BE IT RESOLVED by the Board of Directors of Sanitary District No. 5 of Marin County, California, pursuant to Elections Code §10002, the Board of Supervisors of the County of Marin is hereby requested to:

- 1) Consolidate said election with any other applicable election conducted on the same day in the manner described in Elections Code §10418;
- 2) Authorize and direct the Elections Department at District expense, to provide all necessary election services and to canvass the results of said elections

* * * * *

I hereby certify that the foregoing is a full, true, and correct copy of a resolution duly and regularly passed and adopted by the Board of Directors of Sanitary District No. 5 of Marin County, California, at a meeting thereof duly held on the 16th day of April 2026, by the following vote:

AYES, and in favor thereof, Directors:

NOES, Directors:

ABSENT, Directors:

ABSTAIN, Directors:

APPROVED:

ATTEST:

Catherine Benediktsson
President, Board of Directors

John Carapiet
Secretary, Board of Directors

NOTICE OF ELECTIVE OFFICES

To Be Reviewed And Completed By Jurisdiction's Representative

Please complete and email this document to the Marin County Elections Department.

*The next scheduled candidate election date for the jurisdiction noted below is **November 3, 2026***

JURISDICTION Sanitary District No.5 of Marin County

Name of Officials with Terms ending December 2026 (include short-term if applicable)

Tod Moody

Catherine Benediktsson




Name of Officials with Terms ending December 2028 (include short-term if applicable)

Responsibility for payment of the *optional* candidate's statement of qualifications in the Marin County Voter Information Guide will be (choose one):

Candidate **or District** _____

If the District is responsible for payment, the charges will be included in the election invoice. Otherwise, candidates will provide payment to our office when nomination documents are filed.

I confirm that the above information is correct and, if applicable, have indicated changes as necessary.

Signature of representative 

Title of representative Tony Rubio

Date 4/16/2025

*If available,
place Jurisdiction
seal here*

MARIN COUNTY ELECTIONS DEPARTMENT
JURISDICTIONAL BOUNDARY CONFIRMATION
For the November 3, 2026 Statewide General Election

Elections Code §12262: Jurisdictional boundary changes occurring less than 125 days before an election shall not be effective for purposes of that election.

Name of Jurisdiction: Sanitary District No.5 of Marin County

As the representative of the above-named jurisdiction, I understand that boundary changes must be completed and duly recorded no later than 125 days prior to the upcoming election.

To the best of my knowledge the current 'boundary map' of the above-named jurisdiction has been submitted and recorded with the County of Marin and relevant agencies that provide updates with the Marin County Elections Department to ensure accurate voter-to-jurisdiction information.


Attest:  Date 4/16/2026

Name of Representative: Tony Rubio
Please Print

Title of Representative: District Manager
Please Print

Please complete and email this form to dan.miller@marincounty.gov.

Management
Tony Rubio District Manager
Joel Alvarez Administrative Services Manger
2001 Paradise Drive
Tiburon CA 9420
415-435-1501 Tel
415-435-0221 fax
www.sani5.org



Board of Directors
Catherine Benediktsson President
Richard Snyder Vice President
John Carapiet Secretary
Omar Arias-Montez Director
Tod Moody Director

Date: April 16, 2026
To: Board of Directors – Regular Board Meeting
From: District Manager – Tony Rubio
Subject: Review and Authorize the District Manager to award Chemical Contracts for FY2026-2027 received through the Bay Area Chemical Consortium Group (BACC) bidding process

STAFF REPORT:

The District is part of the BACC group for annual bulk chemical contracts for Sodium Hypochlorite and Sodium Bisulfite. The low bidders for this upcoming fiscal year is: Univar for Sodium Hypochlorite and for Sodium Bisulfite. The cost of Sodium Bisulfite is increasing 12.41% (18 cents) from last fiscal year and the cost of Sodium Hypochlorite is increasing 6.07% (20 cents) from last fiscal year

<u>Fiscal Year 2025-2026 Costs:</u>	<u>Fiscal Year 2026-2027 Costs</u>
Bisulfite = \$1.45/gallon	Bisulfite= \$1.63/gallon
Hypochlorite= \$3.29/gallon	Hypochlorite= \$3.49/gallon

FISCAL IMPACT:

A 12.41% increase for sodium bisulfite and a 6.07% increase in cost for sodium hypochlorite chemicals.

CEQA (California Environmental Quality Act)

Exempt

Recommendation:

Authorize the District Manager to award Chemical Contracts for FY2026-2027 received through the Bay Area Chemical Consortium Group (BACC) bidding process.

Tony Rubio, District Manager

ATTACHMENTS:

Bid sheet estimate and BACC letters with bid break down.



March 13, 2026

Univar Solutions USA, LLC
Attn: Jennifer M Perras
8201 S 21st St.
Kent, WA 98032

RE: Award Contract in Response to Bay Area Chemical Consortium (BACC) Bid No. 11-2026 for Supply and Delivery of Sodium Bisulfite.

Dear Ms. Perras

We are pleased to advise you that the bid submitted by Univar Solutions USA, LLC. for Bid No. 11-2026 was determined to be the lowest responsive bid for the supply and delivery of Sodium Bisulfite during the period July 1, 2026 through June 30, 2027.

The participating BACC Agencies should be contacting you shortly to discuss entering into contracts with Univar Solutions USA, LLC. for their respective facilities.

Bay Area Chemical Consortium sincerely appreciates your efforts and participation in the competitive bid process.

If you have any questions, please free to contact me at jdymment@bacwa.org

Sincerely,

Jennifer Dymment
Assistant Executive Director
BACWA.org
as Coordinating Agency for the Bay Area Chemical Consortium

Bay Area Clean Water Agencies
 Bid Results for Project 11-2026 SODIUM BISULFITE
 Bid Due on February 19, 2026 4:00 PM (PDT)
SINGLE BID AWARD

Section	Sodium Bisulfite 25%							SODIUM BISULFITE 40% Solution		
	Central Valley	East Bay	Marin Sonoma Napa	North Bay	Peninsula	Sacramento	South Bay	Central Valley	East Bay	Sacramento
Description										
Unit of Measure	gal	gal	gal	gal	gal	gal	gal	gal	gal	gal
Univar Solutions USA LLC.	\$1.6350	\$1.6350	\$1.6350	\$1.6350	\$1.6350	\$1.6350	\$1.6350	\$3.1000	\$5.4000	\$2.3200



March 13, 2026

Univar Solutions USA, LLC
Attn: Jennifer M Perras
8201 S 21st St.
Kent, WA 98032

RE: Award Contract in Response to Bay Area Chemical Consortium (BACC) Bid No. 13-2026 for Supply and Delivery of SODIUM HYPOCHLORITE 12.5%.

Dear Ms. Perras

We are pleased to advise you that the bid submitted by Univar Solutions USA, LLC. for Bid No. 13-2026 was determined to be the lowest responsive bid for the supply and delivery of SODIUM HYPOCHLORITE 12.5% for Central Valley, East Bay, Marin Sonoma Napa, North Bay, Peninsula, South Bay, Tri Valley regions during the period July 1, 2026 through June 30, 2027.

The participating BACC Agencies should be contacting you shortly to discuss entering into contracts with Univar Solutions USA, LLC. for their respective facilities.

Bay Area Chemical Consortium sincerely appreciates your efforts and participation in the competitive bid process.

If you have any questions, please free to contact me at jdymment@bacwa.org

Sincerely,

Jennifer Dymment
Assistant Executive Director
BACWA.org
as Coordinating Agency for the Bay Area Chemical Consortium

Bay Area Clean Water Agencies
 Bid Results for Project 13-2026 SODIUM HYPOCHLORITE 12.5%
 Bid Due on February 19, 2026 4:00 PM (PDT)
REGIONAL BID AWARD

Section	SODIUM HYPOCHLORITE 12.5%							SODIUM HYPOCHLORITE 12.5% In 275-gal totes (Optional bid item)			Sodium Hypochlorite 12.5% In Carboys (OPTIONAL BID ITEM)	SODIUM HYPOCHLORITE 5.25% (Optional bid item)	
	Central Valley	East Bay	Marin Sonoma Napa	North Bay	Peninsula	Sacramento	South Bay	Tri Valley	Central Valley	North Bay	Tri Valley	Marin Sonoma Napa	Sacramento
Description	gal	gal	gal	gal	gal	gal	gal	gal	gal	gal	gal	gal	gal
Unit of Measure													
Univar Solutions USA LLC.	3.4900	3.4700	3.4900	3.4500	3.5200	3.6100	3.4500	3.5100	no bid	no bid	no bid	no bid	no bid