

**NOTICE AND AGENDA  
Regular Board Meeting  
Sanitary District No. 5 of Marin County  
Thursday, August 20, 2020**

**5:00 P.M. REGULAR BOARD MEETING**

**CORONAVIRUS (COVID-19) ADVISORY NOTICE**

On March 16, 2020, the Marin County Public Health Officer issued a legal order directing residents to shelter at home for three weeks beginning March 17, and that order was superseded on March 31, 2020, by an updated order that further directed residents to shelter at home until May 3, 2020, superseded by another updated order that directs residents to shelter at home until May 31, 2020.

**The newly issued order continues to limit activity, travel and business functions to only the most essential needs. Additional information is available at <https://coronavirus.marinhhs.org>**

Consistent with Executive Orders No. N-25-20 and No. N-29-20 from the Executive Department of the State of California, the Meeting will not be physically open to the public and all Board Members and Staff will be teleconferencing into the meeting.

**How to Submit Public Comments:**

Comments submitted prior to the commencement of the meeting will be presented to the Board and included in the public record for the meeting.

**Public Comments are to be submitted via email to [rdohrmann@sani5.org](mailto:rdohrmann@sani5.org).**

In addition, members of the public who are calling in, will have the opportunity to provide public comments by following the steps below:

**How to Participate in the Meeting:**

**Join Zoom Meeting by clicking on the following link:**

**<https://us02web.zoom.us/j/6230620778>**

**Meeting ID: 623 062 0778**

**or join by phone:**

**Call in number: (669) 900-9128   Participant Code: 623 062 0778**

**ROLL CALL**

**PUBLIC COMMENTS:** The public is invited to address the Board on items that do not appear on the agenda and that are within the subject matter jurisdiction of the Board. The Brown Act does not allow the Board to take action on any public comment. Please limit public comments to no more than three minutes.

**DIRECTORS' COMMENTS AND/OR AGENDA REQUESTS:**

**ADJOURNMENT TO CLOSED SESSION:**

**CLOSED SESSION:**

1. Conference with Legal Counsel– Anticipated Litigation
  - i. Initiation of litigation pursuant to Government Code section 54956.9(d)(4): (75 potential cases)
2. Report out of Closed Session

**ADJOURNMENT TO OPEN SESSION:**

**CONSENT CALENDAR:**

3. Approval of July 16, 2020 Regular Board Meeting Minutes (Dohrmann)
4. Review and Receive all Electronic Fund Transfers (EFT) and Approve Warrants for July 13, through August 11, 2020; JP Morgan Chase Bank Check No. 7667 through Check No. 7734, all transactions totaling in the amount of \$346,124.28; and Receive July 2020 Payroll, in the amount of \$119,882.65 (Dohrmann)
5. Receipt of Financial Reports for July 2020 (Dohrmann)
6. County of Marin's Board of Supervisors' 2020 Biennial Notice – Conflict of Interest Form: No Changes to SD5 Conflict of Interest Code (Rubio)

**MANAGEMENT REPORTS:**

7. District Management Summary Report (Rubio)

**NEW BUSINESS:**

8. Review & approve extended warranty option for Freightliner vector truck chassis (Rubio) – Action

**UNFINISHED BUSINESS:**

**COMMITTEE REPORTS:**

9. Capital Improvement Program Committee (Carapiet/Moody)
10. Finance & Fiscal Oversight Committee (Carapiet/Snyder)
11. Governance Committee (Snyder/Moody)
12. Personnel Committee (Moody/Lasky)

**OTHER BUSINESS:**

**ENVIRONMENTAL:**

**CORRESPONDENCE:**

**INFORMATIONAL ITEMS:**

**ADJOURNMENT**

The Board will be asked to adjourn the meeting to a Regular Board Meeting on September 17, 2020, at 5:00 p.m.

*The Board of Directors may, at its discretion, consider agenda items out of the order in which they appear above.*

*Accessible public meetings: Upon request, the District will provide written agenda materials in appropriate alternate formats, or disability-related modification or accommodation, including auxiliary aids or services to enable individual with disabilities to participate in public meetings. Please submit written requests to the District at P.O. Box 227, Tiburon, CA 94920 or rdohrmann@sani5.org at least two days prior to the meeting.*

**Minutes of a Regular Board Meeting  
Sanitary District No. 5 of Marin County  
Thursday, July 16, 2020**

**5:00 P.M. REGULAR BOARD MEETING**

**CORONAVIRUS (COVID-19) ADVISORY NOTICE**

On March 16, 2020, the Marin County Public Health Officer issued a legal order directing residents to shelter at home for three weeks beginning March 17, and that order was superseded on March 31, 2020, by an updated order that further directed residents to shelter at home until May 3, 2020, superseded by another updated order that directs residents to shelter at home until May 31, 2020.

**The newly issued order continues to limit activity, travel and business functions to only the most essential needs. Additional information is available at <https://coronavirus.marinhhs.org>**

Consistent with Executive Orders No. N-25-20 and No. N-29-20 from the Executive Department of the State of California, the Meeting will not be physically open to the public and all Board Members and Staff will be teleconferencing into the meeting.

**How to Submit Public Comments:**

Comments submitted prior to the commencement of the meeting will be presented to the Board and included in the public record for the meeting.

**Public Comments are to be submitted via email to [rdohrmann@sani5.org](mailto:rdohrmann@sani5.org).**

In addition, members of the public who are calling in, will have the opportunity to provide public comments by following the steps below:

**How to Participate in the Meeting:**

**Join Zoom Meeting by clicking on the following link:**

**<https://us02web.zoom.us/j/6230620778>**

**Meeting ID: 623 062 0778**

**or join by phone:**

**Call in number: (669) 900-9128    Participant Code: 623 062 0778**

**CALL TO ORDER** by President Catharine Benediktsson at 5:13 PM

|                  |                    |  |
|------------------|--------------------|--|
| <b>ROLL CALL</b> | Directors present: | Catharine Benediktsson, President<br>Tod Moody, Vice President<br>Richard Snyder, Secretary<br>John Carapiet, Director |
|                  | Directors Absent:  | Michael Lasky, Director  |
|                  | Staff present:     | Tony Rubio, District Manager<br>Robin Dohrmann, Office Manager   |

**PUBLIC COMMENTS:** The public is invited to address the Board on items that do not appear on the agenda and that are within the subject matter jurisdiction of the Board. The Brown Act does not allow the Board to take action on any public comment. Please limit public comments to no more than three minutes.

- There were no public comments at this time.

**DIRECTORS' COMMENTS AND/OR AGENDA REQUESTS:**

- Director John Carapiet thanked District Manager Rubio for implementing the Continuing Education Incentive. It has proven to be very successful in cross-training SD5 Staff
- Secretary Richard Snyder requested Banshee Networks, Inc., provide a list of cyber security measures currently in place for SD5
- Director John Carapiet had an open-ended question re the hill seeping above SFYC. This is an on-going non-SD5 issue that will be addressed at the August Capital Improvement Projects (CIP) Meeting

**CONSENT CALENDAR:**

1. Approval of June 18, 2020 Regular Board Meeting Minutes (Dohrmann)
2. Review and Receive all Electronic Fund Transfers (EFT) and Approve Warrants for June 12, 2020 through July 9, 2020; JP Morgan Chase Bank Check No. 7612 through Check No. 7666, all transactions totaling in the amount of \$588,235.09; and Receive June 2020 Payroll, in the amount of \$103,586.35 (Dohrmann)
3. Receipt of Financial Reports for June 2020 (Dohrmann)

Discussion by the Board. Motion (Carapiet/Moody) to approve Items No. 1 through No. 3 on the Consent Calendar. Passed (4.-0-0-1).

**MANAGEMENT REPORTS:**

4. District Management Summary Report (Rubio)

District Manager, Tony Rubio, presented a written and verbal report on current District issues, responding to questions from the Board. Discussion by the Board.

**NEW BUSINESS:**

5. Final Review of SD5 FY2020-2021 Budget Zone Comparison Chart: 5-year history-based 10-year Projection re Income vs. Expense Intersection (Rubio) – Action

Discussion by the Board. No action taken. Direction given.

6. Review & accept Collection System Master Plan Proposal from HDR, Inc., and authorize District Manager to begin working with HDR, Inc., to complete a district-wide Collection System Master Plan (Rubio) – Action

Discussion by the Board. Motion (Snyder/Carapiet) to accept the Collection System Master Plan Proposal from HDR, Inc., and authorize District Manager to begin working with HDR, Inc., to complete a district-wide Collection System Master Plan. Passed (4.-0-0-1).

**UNFINISHED BUSINESS:** None.

**COMMITTEE REPORTS:**

7. Capital Improvement Program Committee (Carapiet/Moody) – Action Log & verbal report from Director
8. Finance & Fiscal Oversight Committee (Carapiet/Snyder) – Verbal report from Director
9. Governance Committee (Snyder/Moody) – None
10. Personnel Committee (Moody/Lasky) – None

**OTHER BUSINESS:** None.

**ENVIRONMENTAL:** None.

**CORRESPONDENCE:** None.

**INFORMATIONAL ITEMS:** None.


**ADJOURNMENT**

The Board adjourned at 6:12 p.m. adjourned to a Regular Board Meeting on August 20<sup>th</sup>, 2020, at 5:00 p.m..

Approved:

  
Catharine Benediktsson  
President, Board of Directors

Attest:

  
Richard Snyder  
Secretary, Board of Directors

**Sanitary Distr. No.5 of Marin Co.  
Warrant List Summary  
July 10 through August 13, 2020**

08/11/20

| Date                                  | Num  | Name                                      | Memo  | Amount             |
|---------------------------------------|------|---|---|--------------------|
| <b>JP Morgan Chase - Primary 7399</b> |      |   |   |                    |
| 08/05/20                              | EFT  | CalPERS                                   | EFT Health Premium, August 2020, Cust #4163206459                             | -15,484.84         |
| 08/05/20                              | EFT  | PERS                                      | EFT PERS Retirement, July 2020  | -18,091.33         |
| 07/10/20                              | 7667 | California State Disbursement Unit        | CSE Case# 200000002184580; Court Case# SFL 81271, June 2020 (AJE FY...        | -600.00            |
| 07/16/20                              | 7668 | Banshee Networks, Inc.                    | Computer/IT Support, Jun 2020 (AJE FY20-21)                                   | -5,323.75          |
| 07/16/20                              | 7669 | Marin County Tax Collector                | Acct #170796, Cust #21603, LAFCO Service Charges for FY20-21, Jul 2020        | -4,145.48          |
| 07/16/20                              | 7671 | Comcast Business                          | Acct# 8155 30 011 0149465, Bus. Voice, Internet & Cable, Jul-Aug, 2020        | -575.11            |
| 07/16/20                              | 7672 | Mill Valley Refuse Service, Inc.          | Garbage Service + 1 yd rental + Sludge Transport, Jun - Jul 2020 (FY19-20 ... | -1,674.60          |
| 07/16/20                              | 7673 | Redwood Painting Co., Inc.                | Painting at P.C. Plant, June 2020 (AJE FY19-20)                               | -51,863.00         |
| 07/16/20                              | 7674 | Special District Risk Management Authorit | Member #7665, Life, Vision, DDS & LTD Ins., Aug 2020                          | -1,615.33          |
| 07/16/20                              | 7675 | Staples, Inc.                             | Acct #60111000714, Office Supplies, June 2020 (FY19-20 AJE)                   | -21.64             |
| 07/16/20                              | 7676 | La Torre, Daniel P.                       | Employee Incentive, June 2020 (AJE FY19-20)                                   | -162.53            |
| 07/16/20                              | 7677 | Dohrmann, Robin                           | Mileage Reimb, 3.17.2020 - 5.31.2020 (AJE FY19-2020)                          | -328.56            |
| 08/13/20                              | 7682 | Access Answering Service                  | Acct #4080C, Answering Service, August, 2020                                  | -60.00             |
| 08/13/20                              | 7683 | California State Disbursement Unit        | CSE Case# 200000002184580; Court Case# SFL 81271, May-Jun 2020                | -600.00            |
| 08/13/20                              | 7684 | Alhambra                                  | Acct #547945611762129, Water, July 2020                                       | -105.65            |
| 08/13/20                              | 7685 | AT&T                                      | Acct #960732-76375559, July 2020  | -807.53            |
| 08/13/20                              | 7686 | Burke, Williams & Sorensen, LLP           | Legal Advice, June 2020 (FY19-20 AJE)   | -5,303.40          |
| 08/13/20                              | 7687 | Caltest Analytical Laboratory             | M.P./P.C. Lab Sampling, July 2020   | -1,386.05          |
| 08/13/20                              | 7688 | Caltronics Business Systems, Inc.         | Acct #SD15, Multi-purpose Copier Contract, July 2020                          | -198.19            |
| 08/13/20                              | 7689 | Central Marin Sanitation Agency           | Pollution Prevention Pub Ed Costs, August 2020                                | -1,817.90          |
| 08/13/20                              | 7690 | Cintas Corporation #626                   | Acct #626-00821, PPE/Safetywear + Service, July 2020                          | -215.53            |
| 08/13/20                              | 7691 | Code Publishing, Inc.                     | Project#:329170, Web Hosting, July, 2020                                      | -504.90            |
| 08/13/20                              | 7692 | Comcast Business                          | Acct# 8155 30 011 0149465, Bus. Voice, Internet & Cable, Jul-Aug, 2020        | -575.11            |
| 08/13/20                              | 7693 | CSRMA California Sanitation Risk Mgmt.... | PLP Property Ins. Premium, FY2020-2021  | -25,857.00         |
| 08/13/20                              | 7694 | CSRMA California Sanitation Risk Mgmt.... | W.C. Pooled Deposit for FY2020-21   | -39,624.00         |
| 08/13/20                              | 7695 | DKF Solutions Group, LLC                  | My Safety Officer Monthly Subscription, August 2020                           | -350.00            |
| 08/13/20                              | 7696 | G3 Engineering, Inc.                      | M.P. Maint + Parts & Srvc, Jul '2020  | -2,313.82          |
| 08/13/20                              | 7697 | Global Diving & Salvage, Inc.             | Cust #:C102169, P.C. Outfall Pipe Inspection, July 2020                       | -7,250.00          |
| 08/13/20                              | 7698 | Goodman Building Supply Co.               | Acct #20070, P&L, Janitorial Supplies + BPS #2 Painting, July 2020            | -86.77             |
| 08/13/20                              | 7699 | Hach Company                              | Acct #108400, WHIMS Software - Data/IT for SCADA, July 2020                   | -1,931.54          |
| 08/13/20                              | 7700 | Hach Company                              | Acct #108400, Lab Supplies, July 2020   | -78.42             |
| 08/13/20                              | 7701 | Harrington Industrial Plastics LLC        | Cust #.044227, SD5 Supplies, July 2020  | -2,695.99          |
| 08/13/20                              | 7702 | Intnt'l Training & Rehab Technologies     | Training & Certification re Infrastructure Assessment, July 2020              | -1,900.00          |
| 08/13/20                              | 7703 | Jackson's Hardware, Inc.                  | Acct #7601, M.P. Supplies, July 2020  | -248.38            |
| 08/13/20                              | 7704 | Larry Walker Associates, Inc.             | Tech Support for M.P. NPDES Reg. Assistance, June 2020 (AJE FY19-20)          | -2,043.50          |
| 08/13/20                              | 7705 | Linscott Engineering Contractors Inc.     | Belv P&L, May - July 2020 (AJE FY19-20)                                       | -54,170.12         |
| 08/13/20                              | 7706 | Lystek Int'l, LTD                         | Biosolids Transport, July 2020  | -684.45            |
| 08/13/20                              | 7707 | Maltby Electric Supply Co., Inc.          | Cust No.15953, BPS P&L, July 2020   | -1,203.22          |
| 08/13/20                              | 7708 | Marin Resource Recovery Center            | Cust #02-1527 0, M.P. Disposal, July 2020                                     | -56.00             |
| 08/13/20                              | 7709 | Medical Center of Marin, ES A/R           | Acct #SDN5_B1, T Rubio, July, 2020  | -158.00            |
| 08/13/20                              | 7710 | Nute Engineering Corp.                    | Consulting & Engr. Svcs., June 2020 (AJE FY19-20)                             | -10,431.75         |
| 08/13/20                              | 7711 | Owen Equipment Sales                      | Acct #C10655, SD5 Vactor Truck Safety Gear, July 2020                         | -7,648.34          |
| 08/13/20                              | 7712 | Pacific Gas & Electric                    | Acct #2908031411-4, Utilities, July 2020                                      | -22,619.34         |
| 08/13/20                              | 7713 | Pumping Solutions, Inc.                   | Cust #43104, MP Parts & Srvc, May 2020 (AJE FY19-20)                          | -10,588.32         |
| 08/13/20                              | 7714 | Robert L Talavera, LLC                    | SSGIS ArcView Support, June (AJE FY19-20) & July, 2020                        | -1,250.00          |
| 08/13/20                              | 7715 | Ross Valley SD                            | Public Outreach Svcs, COVID19 Ed., June 2020 (FY19-20 AJE)                    | -1,206.47          |
| 08/13/20                              | 7716 | Roy's Sewer Service, Inc.                 | P&L+ PC Sludge Removal, July 2020   | -9,535.00          |
| 08/13/20                              | 7717 | Solenis, LLC                              | Pyr #: 441488, M.P. Chemicals, July 2020                                      | -4,090.23          |
| 08/13/20                              | 7718 | Special District Risk Management Authorit | Member #7665, Life, Vision, DDS & LTD Ins., Sept 2020                         | -1,615.33          |
| 08/13/20                              | 7719 | Tiburon Mail Services                     | Account1, Postage, July 2020  | -12.85             |
| 08/13/20                              | 7720 | Town of Tiburon                           | Fuel, Jun 2020 (AJE FY19-20)  | -1,011.84          |
| 08/13/20                              | 7721 | U.S. Bank                                 | Acct#:4246-0441-0158-3635, Jun 2020 (AJE FY19-20) - July, 2020                | -2,691.37          |
| 08/13/20                              | 7722 | Underground Service Alert                 | Acct #165410, Annual Fee, July 2020   | -433.11            |
| 08/13/20                              | 7723 | Univar                                    | Cust ID #STDT001, Chemicals, July - Aug 2020                                  | -14,631.08         |
| 08/13/20                              | 7724 | USA BlueBook                              | Cust #933682, Lab Supplies & PPE, June (FY19-20 AJE) + July 2020              | -740.82            |
| 08/13/20                              | 7725 | Verizon Wireless                          | Acct #0342125502-00001: iPhones, June (FY19-20 AJE) & July 2020               | -698.13            |
| 08/13/20                              | 7726 | VWR International                         | Acct #80012138, Lab Supplies, July 2020                                       | -603.27            |
| 08/13/20                              | 7727 | Waste Management of Redwood Landfill      | Acct #507-0000190-1507-2, Sludge Disposal, July 2020                          | -969.79            |
| 08/13/20                              | 7728 | Water Components & Building Supply        | Acct #454, P.C. Maint. Parts & Service, July 2020                             | -691.83            |
| 08/13/20                              | 7729 | Alvarez, Joel                             | Mileage Reimb. for Training Travel, 7.27.2020 - 7.29.2020                     | -284.50            |
| 08/13/20                              | 7730 | Driscoll, Stephen                         | Reimb. for S/B Mileage, June (FY19-20) + July 2020                            | -280.14            |
| 08/13/20                              | 7731 | La Torre, Daniel P.                       | Employee Incentive, August 2020   | -1,050.00          |
| 08/13/20                              | 7732 | O'Day, Tim                                | FY19-20 Boot Allowance Reimb, June 2020 (FY19-20 AJE)                         | -185.29            |
| 08/13/20                              | 7733 | Rosser, John                              | EE Incentive + S/B Reimb., May 2020   | -391.95            |
| 08/13/20                              | 7734 | Triola, Joseph                            | Reimb. for Standby Mi., SD5 supplies + PPE, July 2020                         | -351.89            |
| Total JP Morgan Chase - Primary 7399  |      |   |   | -346,124.28        |
| <b>TOTAL</b>                          |      |   |   | <b>-346,124.28</b> |

Sanitary Distr. No.5 of Marin Co.

Warrant List Detail

July 10 through August 13, 2020

08/11/20

| Date     | Num  | Name                               | Memo   | Account                                | Class                 | Paid Amount |
|----------|------|------------------------------------|--|--|-----------------------|-------------|
| 08/05/20 | EFT  | CalPERS                            | EFT Health Premium, August 2020, Cust #4163206459                                      | JP Morgan Chase - Primary 7399         |                       |             |
|          |      |                                    | Active Employee Health Premium - August 2020   | 8020.05 - Employee Health              | Belvedere             | -5,249.16   |
|          |      |                                    | Active Employee Health Premium - August 2020   | 8020.05 - Employee Health              | Tiburon:Paradise Cove | -378.17     |
|          |      |                                    | Active Employee Health Premium - August 2020   | 8020.05 - Employee Health              | Tiburon               | -8,973.96   |
|          |      |                                    | Retiree Health Premium - August 2020   | 8022.05 - Reitree Health               | Belvedere             | -299.82     |
|          |      |                                    | Retiree Health Premium - August 2020   | 8022.05 - Reitree Health               | Tiburon:Paradise Cove | -21.60      |
|          |      |                                    | Retiree Health Premium - August 2020   | 8022.05 - Reitree Health               | Tiburon               | -512.58     |
|          |      |                                    | Active Employee Health Premium - August 2020 - Admin Fee                               | 8020.05 - Employee Health              | Belvedere             | -12.60      |
|          |      |                                    | Active Employee Health Premium - August 2020 - Admin Fee                               | 8020.05 - Employee Health              | Tiburon:Paradise Cove | -0.91       |
|          |      |                                    | Active Employee Health Premium - August 2020 - Admin Fee                               | 8020.05 - Employee Health              | Tiburon               | -21.53      |
|          |      |                                    | Retiree Health Premium - August 2020 - Admin Fee                                       | 8022.05 - Reitree Health               | Belvedere             | -5.22       |
|          |      |                                    | Retiree Health Premium - August 2020 - Admin Fee                                       | 8022.05 - Reitree Health               | Tiburon:Paradise Cove | -0.38       |
|          |      |                                    | Retiree Health Premium - August 2020 - Admin Fee                                       | 8022.05 - Reitree Health               | Tiburon               | -8.91       |
| TOTAL    |      |                                    |  |  |                       | -15,484.84  |
| 08/05/20 | EFT  | PERS                               | EFT PERS Retirement, July 2020   | JP Morgan Chase - Primary 7399         |                       |             |
|          |      |                                    | Retirement July 2020 (Classic 1600 Rate): ER @ 14.194 %; EE @ 3.0%                     | 8019.05 - PERS Retirement              | Belvedere             | -4,565.76   |
|          |      |                                    | Retirement July 2020 (Classic 1600 Rate)   | 8019.05 - PERS Retirement              | Tiburon:Paradise Cove | -328.94     |
|          |      |                                    | Retirement July 2020 (Classic 1600 Rate)   | 8019.05 - PERS Retirement              | Tiburon               | -7,805.61   |
|          |      |                                    | Retirement July 2020 (PEPRA Rates: ER @ 7.732%; EE @ 6.75%                             | 8019.05 - PERS Retirement              | Belvedere             | -1,938.07   |
|          |      |                                    | Retirement July 2020 (PEPRA Rate)  | 8019.05 - PERS Retirement              | Tiburon:Paradise Cove | -139.63     |
|          |      |                                    | Retirement July 2020 (PEPRA Rate)  | 8019.05 - PERS Retirement              | Tiburon               | -3,313.32   |
| TOTAL    |      |                                    |  |  |                       | -18,091.33  |
| 07/10/20 | 7667 | California State Disbursement Unit | CSE Case# 200000002184580; Court Case# SFL 81271, June 2020 (AJE FY1...                | JP Morgan Chase - Primary 7399         |                       |             |
|          |      |                                    | CSE Case# 200000002184580  | 8012 - Wage Garnishments               | Tiburon               | -600.00     |
| TOTAL    |      |                                    |  |  |                       | -600.00     |
| 07/16/20 | 7668 | Banshee Networks, Inc.             | Computer/IT Support, Jun 2020 (AJE FY20-21)  | JP Morgan Chase - Primary 7399         |                       |             |
|          |      |                                    | Inv #14410 & 14411, Installation of Desktops & Servers, June 2020 (AJE FY20-21)        | 8510 - Data/Alarms/IT Supp & Licensing | Belvedere             | -1,914.42   |
|          |      |                                    | Inv #14410 & 14411, Installation of Desktops & Servers, June 2020 (AJE FY20-21)        | 8510 - Data/Alarms/IT Supp & Licensing | Tiburon:Paradise Cove | -128.83     |
|          |      |                                    | Inv #14410 & 14411, Installation of Desktops & Servers, June 2020 (AJE FY20-21)        | 8510 - Data/Alarms/IT Supp & Licensing | Tiburon               | -3,280.50   |
| TOTAL    |      |                                    |  |  |                       | -5,323.75   |
| 07/16/20 | 7669 | Marin County Tax Collector         | Acct #170796, Cust #21603, LAFCO Service Charges for FY20-21, Jul 2020                 | JP Morgan Chase - Primary 7399         |                       |             |
|          |      |                                    | Acct #170796, Cust #21603, LAFCO Service Charges for FY20-21                           | 6021 - County Fees                     | Belvedere             | -1,490.30   |
|          |      |                                    | Acct #170796, Cust #21603, LAFCO Service Charges for FY20-21                           | 6021 - County Fees                     | Tiburon:Paradise Cove | -107.37     |
|          |      |                                    | Acct #170796, Cust #21603, LAFCO Service Charges for FY20-21                           | 6021 - County Fees                     | Tiburon               | -2,547.81   |
| TOTAL    |      |                                    |  |  |                       | -4,145.48   |
| 07/16/20 | 7671 | Comcast Business                   | Acct# 8155 30 011 0149465, Bus. Voice, Internet & Cable, Jul-Aug, 2020                 | JP Morgan Chase - Primary 7399         |                       |             |
|          |      |                                    | Bundle: Cable (\$72.60 + Broadcast & Regional Fees (varies/mo @ +/- \$12.55+\$8...     | 8510 - Data/Alarms/IT Supp & Licensing | Belvedere             | -33.49      |
|          |      |                                    | Bundle: Cable (\$72.60 + Broadcast & Regional Fees (varies/mo)), 7.12.2020 - 8....     | 8510 - Data/Alarms/IT Supp & Licensing | Tiburon:Paradise Cove | -2.41       |
|          |      |                                    | Bundle: Cable (\$72.60 + Broadcast & Regional Fees (varies/mo)), 7.12.2020 - 8....     | 8510 - Data/Alarms/IT Supp & Licensing | Tiburon               | -57.25      |
|          |      |                                    | Bundle: Internet (\$128.35+modem (eqpmnt @\$18.45/mo.) (incl/ \$60 credit)), 7.1....   | 8510 - Data/Alarms/IT Supp & Licensing | Belvedere             | -46.14      |
|          |      |                                    | Bundle: Internet (\$109.90+modem (eqpmnt @\$18.45/mo.) (incl/ \$60 credit), 7.12....   | 8510 - Data/Alarms/IT Supp & Licensing | Tiburon:Paradise Cove | -3.32       |
|          |      |                                    | Bundle: Internet (\$109.90+modem (eqpmnt @\$18.45/mo.) (incl/ \$60 credit), 7.12....   | 8510 - Data/Alarms/IT Supp & Licensing | Tiburon               | -78.89      |
|          |      |                                    | Bundle: Land Line Phones (Varies: \$254.50 (incl/ \$45 credit) + Voice Ntwrk, Dir L... | 8531 - Main Plant Telephones           | Belvedere             | -123.16     |
|          |      |                                    | Bundle: Land Line Phones (Varies: \$254.50 (incl/ \$45 credit) + Voice Ntwrk, Dir L... | 8532 - Paradise Cove Telephones        | Tiburon:Paradise Cove | -8.87       |
|          |      |                                    | Bundle: Land Line Phones (Varies: \$254.50 (incl/ \$45 credit) + Voice Ntwrk, Dir L... | 8531 - Main Plant Telephones           | Tiburon               | -210.55     |
|          |      |                                    | Bundle: Taxes & Fees (+/- \$5 - varies/mo), 7.12.2020 - 8.11.2020                      | 8510 - Data/Alarms/IT Supp & Licensing | Belvedere             | -1.98       |
|          |      |                                    | Bundle: Taxes & Fees (+/- \$5 - varies/mo), 7.12.2020 - 8.11.2020                      | 8510 - Data/Alarms/IT Supp & Licensing | Tiburon:Paradise Cove | -0.14       |
|          |      |                                    | Bundle: Taxes & Fees (+/- \$5 - varies/mo), 7.12.2020 - 8.11.2020                      | 8510 - Data/Alarms/IT Supp & Licensing | Tiburon               | -3.39       |
|          |      |                                    | Bundle: Taxes & Fees (+/- \$5 - varies/mo), 7.12.2020 - 8.11.2020                      | 8531 - Main Plant Telephones           | Belvedere             | -1.98       |

**Sanitary Distr. No.5 of Marin Co.**

**Warrant List Detail**

July 10 through August 13, 2020

08/11/20

| Date     | Num  | Name                                 | Memo  | Account                              | Class                 | Paid Amount |
|----------|------|--------------------------------------|---|--------------------------------------|-----------------------|-------------|
|          |      |                                      | Bundle: Taxes & Fees (+/- \$5 - varies/mo), 7.12.2020 - 8.11.2020                   | 8532 · Paradise Cove Telephones      | Tiburon:Paradise Cove | -0.14       |
|          |      |                                      | Bundle: Taxes & Fees (+/- \$5 - varies/mo), 7.12.2020 - 8.11.2020                   | 8531 · Main Plant Telephones         | Tiburon               | -3.40       |
| TOTAL    |      |                                      |   |                                      |                       | -575.11     |
| 07/16/20 | 7672 | Mill Valley Refuse Service, Inc.     | Garbage Service + 1 yd rental + Sludge Transport, Jun - Jul 2020 (FY19-20 ...       | JP Morgan Chase - Primary 7399       |                       |             |
|          |      |                                      | Acct #032945, Garbage Service, Including 1 yd trash + 1 yd cardboard rental, 6.1... | 7023 · Janitorial Supplies & Service | Belvedere             | -86.59      |
|          |      |                                      | Acct #032945, Garbage Service, Including 1 yd trash + 1 yd cardboard rental, 6.1... | 7023 · Janitorial Supplies & Service | Tiburon               | -148.01     |
|          |      |                                      | Acct #63092, Sludge Transport to Lystek Facility, 2 loads, June 2020 (FY19-20 A...  | 7029 · Main Plant Sludge Disposal    | Belvedere             | -517.82     |
|          |      |                                      | Acct #63092, Sludge Transport to Lystek Facility, 2 loads, June 2020 (FY19-20 A...  | 7043 · Paradise Sludge Disposal      | Tiburon:Paradise Cove | -34.85      |
|          |      |                                      | Acct #63092, Sludge Transport to Lystek Facility, 2 loads, June 2020 (FY19-20 A...  | 7029 · Main Plant Sludge Disposal    | Tiburon               | -887.33     |
| TOTAL    |      |                                      |   |                                      |                       | -1,674.60   |
| 07/16/20 | 7673 | Redwood Painting Co., Inc.           | Painting at P.C. Plant, June 2020 (AJE FY19-20)                                     | JP Morgan Chase - Primary 7399       |                       |             |
|          |      |                                      | Inv #6548, Painting at P.C. Plant, 6.30.2020 (AJE FY19-20)                          | 9415 · P.C. Paint @ Treatment Plant  | Tiburon:Paradise Cove | -51,863.00  |
| TOTAL    |      |                                      |   |                                      |                       | -51,863.00  |
| 07/16/20 | 7674 | Special District Risk Management ... | Member #7665, Life, Vision, DDS & LTD Ins., Aug 2020                                | JP Morgan Chase - Primary 7399       |                       |             |
|          |      |                                      | Employee Life Insurance - Inv #33195, August, 2020                                  | 8020.05 · Employee Health            | Belvedere             | -48.89      |
|          |      |                                      | Employee Life Insurance - Inv #33195, August, 2020                                  | 8020.05 · Employee Health            | Tiburon:Paradise Cove | -3.52       |
|          |      |                                      | Employee Life Insurance - Inv #33195, August, 2020                                  | 8020.05 · Employee Health            | Tiburon               | -83.59      |
|          |      |                                      | Employee Supplemental Life Insurance - Inv #33195, August, 2020                     | 8020.05 · Employee Health            | Belvedere             | -6.07       |
|          |      |                                      | Employee Supplemental Life Insurance - Inv #33195, August, 2020                     | 8020.05 · Employee Health            | Tiburon:Paradise Cove | -0.44       |
|          |      |                                      | Employee Supplemental Life Insurance - Inv #33195, August, 2020                     | 8020.05 · Employee Health            | Tiburon               | -10.38      |
|          |      |                                      | Employee LTD Insurance - Inv #33195, August, 2020                                   | 8020.05 · Employee Health            | Belvedere             | -127.22     |
|          |      |                                      | Employee LTD Insurance - Inv #33195, August, 2020                                   | 8020.05 · Employee Health            | Tiburon:Paradise Cove | -9.17       |
|          |      |                                      | Employee LTD Insurance - Inv #33195, August, 2020                                   | 8020.05 · Employee Health            | Tiburon               | -217.48     |
|          |      |                                      | Employee DDS Insurance - Inv #33195, August, 2020                                   | 8020.05 · Employee Health            | Belvedere             | -337.76     |
|          |      |                                      | Employee DDS Insurance - Inv #33195, August, 2020                                   | 8020.05 · Employee Health            | Tiburon:Paradise Cove | -24.33      |
|          |      |                                      | Employee DDS Insurance - Inv #33195, August, 2020                                   | 8020.05 · Employee Health            | Tiburon               | -577.44     |
|          |      |                                      | Employee Vision Insurance - Inv #33195, August, 2020                                | 8020.05 · Employee Health            | Belvedere             | -60.77      |
|          |      |                                      | Employee Vision Insurance - Inv #33195, August, 2020                                | 8020.05 · Employee Health            | Tiburon:Paradise Cove | -4.38       |
|          |      |                                      | Employee Vision Insurance - Inv #33195, August, 2020                                | 8020.05 · Employee Health            | Tiburon               | -103.89     |
| TOTAL    |      |                                      |   |                                      |                       | -1,615.33   |
| 07/16/20 | 7675 | Staples, Inc.                        | Acct #60111000714, Office Supplies, June 2020 (FY19-20 AJE)                         | JP Morgan Chase - Primary 7399       |                       |             |
|          |      |                                      | Inv #2563483591, Office Supplies, 6.24.2020 (FY19-20 AJE)                           | 6047 · Office Supplies               | Belvedere             | -7.78       |
|          |      |                                      | Inv #2563483591, Office Supplies, 6.24.2020 (FY19-20 AJE)                           | 6047 · Office Supplies               | Tiburon:Paradise Cove | -0.52       |
|          |      |                                      | Inv #2563483591, Office Supplies, 6.24.2020 (FY19-20 AJE)                           | 6047 · Office Supplies               | Tiburon               | -13.34      |
| TOTAL    |      |                                      |   |                                      |                       | -21.64      |
| 07/16/20 | 7676 | La Torre, Daniel P.                  | Employee Incentive, June 2020 (AJE FY19-20)   | JP Morgan Chase - Primary 7399       |                       |             |
|          |      |                                      | FY19-20 Education Reimb: WWTP Ops, Vol.1, 7th Ed., Manual, 4.7.2020 (AJE F...       | 6020 · Continuing Education          | Tiburon               | -58.45      |
|          |      |                                      | FY19-20 Education Reimb: WWTP Ops, Vol.1, 7th Ed., Manual, 4.7.2020 (AJE F...       | 6020 · Continuing Education          | Belvedere             | -3.93       |
|          |      |                                      | FY19-20 Education Reimb: WWTP Ops, Vol.1, 7th Ed., Manual, 4.7.2020 (AJE F...       | 6020 · Continuing Education          | Tiburon               | -100.15     |
| TOTAL    |      |                                      |   |                                      |                       | -162.53     |



Sanitary Distr. No.5 of Marin Co.

Warrant List Detail

July 10 through August 13, 2020

08/11/20

| Date     | Num  | Name                               | Memo   | Account                                | Class                 | Paid Amount |
|----------|------|------------------------------------|--|--|-----------------------|-------------|
| 07/16/20 | 7677 | Dohrmann, Robin                    | Mileage Reimb, 3.17.2020 - 5.31.2020 (AJE FY19-2020)                               | JP Morgan Chase - Primary 7399         |                       |             |
|          |      |                                    | SD5 SIP Errands (Office, mail, checks+admin signitures) Mileage, Mar - Apr 2020... | 6018.2 · Standby Mileage Expense Reimb | Tiburon               | -64.20      |
|          |      |                                    | SD5 SIP Errands (Office, mail, checks+admin signitures) Mileage, Mar - Apr 2020... | 6018.2 · Standby Mileage Expense Reimb | Belvedere             | -4.32       |
|          |      |                                    | SD5 SIP Errands (Office, mail, checks+admin signitures) Mileage, Mar - Apr 2020... | 6018.2 · Standby Mileage Expense Reimb | Tiburon               | -110.02     |
|          |      |                                    | SD5 SIP Errands (Office, mail, checks+admin signitures) Mileage, May 2020 (AJ...   | 6018.2 · Standby Mileage Expense Reimb | Belvedere             | -53.95      |
|          |      |                                    | SD5 SIP Errands (Office, mail, checks+admin signitures) Mileage, May 2020 (AJ...   | 6018.2 · Standby Mileage Expense Reimb | Tiburon:Paradise Cove | -3.63       |
|          |      |                                    | SD5 SIP Errands (Office, mail, checks+admin signitures) Mileage, May 2020 (AJ...   | 6018.2 · Standby Mileage Expense Reimb | Tiburon               | -92.44      |
| TOTAL    |      |                                    |  |  |                       | -328.56     |
| 08/13/20 | 7682 | Access Answering Service           | Acct #4080C, Answering Service, August, 2020                                       | JP Morgan Chase - Primary 7399         |                       |             |
|          |      |                                    | Inv #23087, Answering Service, August 2020 - SSO & Alarm Notifications             | 8510 · Data/Alarms/IT Supp & Licensing | Belvedere             | -21.57      |
|          |      |                                    | Inv #23087, Answering Service, August 2020 - SSO & Alarm Notifications             | 8510 · Data/Alarms/IT Supp & Licensing | Tiburon:Paradise Cove | -1.55       |
|          |      |                                    | Inv #23087, Answering Service, August 2020 - SSO & Alarm Notifications             | 8510 · Data/Alarms/IT Supp & Licensing | Tiburon               | -36.88      |
| TOTAL    |      |                                    |  |  |                       | -60.00      |
| 08/13/20 | 7683 | California State Disbursement Unit | CSE Case# 200000002184580; Court Case# SFL 81271, May-Jun 2020                     | JP Morgan Chase - Primary 7399         |                       |             |
|          |      |                                    | CSE Case# 200000002184580  | 8012 · Wage Garnishments               | Tiburon               | -600.00     |
| TOTAL    |      |                                    |  |  |                       | -600.00     |
| 08/13/20 | 7684 | Alhambra                           | Acct #547945611762129, Water, July 2020  | JP Morgan Chase - Primary 7399         |                       |             |
|          |      |                                    | Inv #12012314 072420 Water, 7.7.2020 - 7.22.2020                                   | 7023 · Janitorial Supplies & Service   | Belvedere             | -37.98      |
|          |      |                                    | Inv #12012314 072420 Water, 7.7.2020 - 7.22.2020                                   | 7042 · Paradise Supplies & Chemicals   | Tiburon:Paradise Cove | -2.74       |
|          |      |                                    | Inv #12012314 072420 Water, 7.7.2020 - 7.22.2020                                   | 7023 · Janitorial Supplies & Service   | Tiburon               | -64.93      |
| TOTAL    |      |                                    |  |  |                       | -105.65     |
| 08/13/20 | 7685 | AT&T                               | Acct #960732-76375559, July 2020   | JP Morgan Chase - Primary 7399         |                       |             |
|          |      |                                    | PC Plant Telephones, July, 2020  | 8532 · Paradise Cove Telephones        | Tiburon:Paradise Cove | -328.73     |
|          |      |                                    | PC Pumps & Lines Telephones, July, 2020  | 8533 · Pumps & Lines Telephones        | Tiburon:Paradise Cove | -173.48     |
|          |      |                                    | Tib Pumps & Lines Telephones, July, 2020   | 8533 · Pumps & Lines Telephones        | Tiburon               | -305.32     |
| TOTAL    |      |                                    |  |  |                       | -807.53     |
| 08/13/20 | 7686 | Burke, Williams & Sorensen, LLP    | Legal Advice, June 2020 (FY19-20 AJE)  | JP Morgan Chase - Primary 7399         |                       |             |
|          |      |                                    | Inv #257053, SD5 DCS, June 2020 (FY19-20 AJE)                                      | 6039 · Legal                           | Belvedere             | -328.49     |
|          |      |                                    | Inv #257053, SD5 DCS, June 2020 (FY19-20 AJE)                                      | 6039 · Legal                           | Tiburon:Paradise Cove | -22.11      |
|          |      |                                    | Inv #257053, SD5 DCS, June 2020 (FY19-20 AJE)                                      | 6039 · Legal                           | Tiburon               | -562.90     |
|          |      |                                    | Inv #257053, 2O14-02(A), June 2020 (FY19-20 AJE)                                   | 6039 · Legal                           | Belvedere             | -1,145.69   |
|          |      |                                    | Inv #257053, 2O14-02(A), June 2020 (FY19-20 AJE)                                   | 6039 · Legal                           | Tiburon:Paradise Cove | -77.10      |
|          |      |                                    | Inv #257053, 2O14-02(A), June 2020 (FY19-20 AJE)                                   | 6039 · Legal                           | Tiburon               | -1,963.21   |
|          |      |                                    | Inv #257053, BPS#7, June 2020 (FY19-20 AJE)  | 6039 · Legal                           | Belvedere             | -1,071.00   |
|          |      |                                    | Inv #257053, CVD19, June 2020 (FY19-20 AJE)  | 6039 · Legal                           | Belvedere             | -47.79      |
|          |      |                                    | Inv #257053, CVD19, June 2020 (FY19-20 AJE)  | 6039 · Legal                           | Tiburon:Paradise Cove | -3.22       |
|          |      |                                    | Inv #257053, CVD19, June 2020 (FY19-20 AJE)  | 6039 · Legal                           | Tiburon               | -81.89      |
| TOTAL    |      |                                    |  |  |                       | -5,303.40   |
| 08/13/20 | 7687 | Caltest Analytical Laboratory      | M.P./P.C. Lab Sampling, July 2020  | JP Morgan Chase - Primary 7399         |                       |             |
|          |      |                                    | M.P. - B: #612249, #611884, #612043, #612689, #412703, #612322, #612063, J...      | 7051 · Main Plant Lab Monitoring       | Belvedere             | -480.14     |
|          |      |                                    | P.C.: Inv #612151, July 2020   | 7052 · Paradise Cove Monitoring        | Tiburon:Paradise Cove | -312.55     |
|          |      |                                    | M.P. - T: #612249, #611884, #612043, #612689, #412703, July, 2020                  | 7051 · Main Plant Lab Monitoring       | Tiburon               | -593.36     |
| TOTAL    |      |                                    |  |  |                       | -1,386.05   |

Sanitary Distr. No.5 of Marin Co.

Warrant List Detail

July 10 through August 13, 2020

08/11/20

| Date     | Num  | Name                                 | Memo   | Account  | Class   | Paid Amount   |
|----------|------|--------------------------------------|--|--|---|---|
| 08/13/20 | 7688 | Caltronics Business Systems, Inc.    | <b>Acct #SD15, Multi-purpose Copier Contract, July 2020</b><br><br>Inv #2944458, #3077779, Konica Multi-purpose copier (C308) contract, July 2020<br>Inv #2944458, #3077779, Konica Multi-purpose copier (C308) contract, July 2020<br>Inv #2944458, #3077779, Konica Multi-purpose copier (C308) contract, July 2020  | <b>JP Morgan Chase - Primary 7399</b><br><br>6047 · Office Supplies<br>6047 · Office Supplies<br>6047 · Office Supplies  | Belvedere<br>Tiburon:Paradise Cove<br>Tiburon   | -71.25<br>-5.13<br>-121.81  |
| TOTAL    |      |                                      |  |  |   | -198.19   |
| 08/13/20 | 7689 | Central Marin Sanitation Agency      | <b>Pollution Prevention Pub Ed Costs, August 2020</b><br><br>Inv #21-8010, Shared Pollution Prevention Public Education Budget Costs, 7.1.2...<br>Inv #21-8010, Shared Pollution Prevention Public Education Budget Costs, 7.1.2...<br>Inv #21-8010, Shared Pollution Prevention Public Education Budget Costs, 7.1.2...   | <b>JP Morgan Chase - Primary 7399</b><br><br>6059 · Pollution Prevention/Public Edu<br>6059 · Pollution Prevention/Public Edu<br>6059 · Pollution Prevention/Public Edu  | Belvedere<br>Tiburon:Paradise Cove<br>Tiburon   | -653.54<br>-47.08<br>-1,117.28  |
| TOTAL    |      |                                      |  |  |   | -1,817.90   |
| 08/13/20 | 7690 | Cintas Corporation #626              | <b>Acct #626-00821, PPE/Safetywear + Service, July 2020</b><br><br>#9383, #8502, #3714, #5144, #6457, PPE/Safetywear, July 2020<br>#9383, #8502, #3714, #5144, #6457, PPE/Safetywear, July 2020<br>#9383, #8502, #3714, #5144, #6457, PPE/Safetywear, July 2020  | <b>JP Morgan Chase - Primary 7399</b><br><br>8520 · Personal Protection/Safety Wear<br>8520 · Personal Protection/Safety Wear<br>8520 · Personal Protection/Safety Wear  | Belvedere<br>Tiburon:Paradise Cove<br>Tiburon   | -77.49<br>-5.58<br>-132.46  |
| TOTAL    |      |                                      |  |  |   | -215.53   |
| 08/13/20 | 7691 | Code Publishing, Inc.                | <b>Project#:329170, Web Hosting, July, 2020</b><br><br>Inv #67159, SD5 Web Update + Ord #2014-02(AS), July, 2020<br>Inv #67159, SD5 Web Update + Ord #2014-02(AS), July, 2020<br>Inv #67159, SD5 Web Update + Ord #2014-02(AS), July, 2020   | <b>JP Morgan Chase - Primary 7399</b><br><br>6017 · Consulting Fees<br>6017 · Consulting Fees<br>6017 · Consulting Fees  | Belvedere<br>Tiburon:Paradise Cove<br>Tiburon   | -181.51<br>-13.08<br>-310.31  |
| TOTAL    |      |                                      |  |  |   | -504.90   |
| 08/13/20 | 7692 | Comcast Business                     | <b>Acct# 8155 30 011 0149465, Bus. Voice, Internet &amp; Cable, Jul-Aug, 2020</b><br><br>Bundle: Cable (\$72.60 + Broadcast & Regional Fees (varies/mo @ +/- \$12.55+\$8...<br>Bundle: Cable (\$72.60 + Broadcast & Regional Fees (varies/mo)), 7.12.2020 - 8....<br>Bundle: Cable (\$72.60 + Broadcast & Regional Fees (varies/mo)), 7.12.2020 - 8....<br>Bundle: Internet (\$128.35+modem (eqpmnt @\$18.45/mo.) (incl/ \$60 credit)), 7.1...<br>Bundle: Internet (\$109.90+modem (eqpmnt @\$18.45/mo. (incl/ \$60 credit), 7.12....<br>Bundle: Internet (\$109.90+modem (eqpmnt @\$18.45/mo. (incl/ \$60 credit), 7.12....<br>Bundle: Land Line Phones (Varies: \$254.50 (incl/ \$45 credit) + Voice Ntwrk, Dir L...<br>Bundle: Land Line Phones (Varies: \$254.50 (incl/ \$45 credit) + Voice Ntwrk, Dir L...<br>Bundle: Land Line Phones (Varies: \$254.50 (incl/ \$45 credit) + Voice Ntwrk, Dir L...<br>Bundle: Taxes & Fees (+/- \$5 - varies/mo), 7.12.2020 - 8.11.2020<br>Bundle: Taxes & Fees (+/- \$5 - varies/mo), 7.12.2020 - 8.11.2020<br>Bundle: Taxes & Fees (+/- \$5 - varies/mo), 7.12.2020 - 8.11.2020<br>Bundle: Taxes & Fees (+/- \$5 - varies/mo), 7.12.2020 - 8.11.2020<br>Bundle: Taxes & Fees (+/- \$5 - varies/mo), 7.12.2020 - 8.11.2020<br>Bundle: Taxes & Fees (+/- \$5 - varies/mo), 7.12.2020 - 8.11.2020<br>Bundle: Taxes & Fees (+/- \$5 - varies/mo), 7.12.2020 - 8.11.2020<br>Bundle: Taxes & Fees (+/- \$5 - varies/mo), 7.12.2020 - 8.11.2020 | <b>JP Morgan Chase - Primary 7399</b><br><br>8510 · Data/Alarms/IT Supp & Licensing<br>8510 · Data/Alarms/IT Supp & Licensing<br>8510 · Data/Alarms/IT Supp & Licensing<br>8510 · Data/Alarms/IT Supp & Licensing<br>8510 · Data/Alarms/IT Supp & Licensing<br>8510 · Data/Alarms/IT Supp & Licensing<br>8531 · Main Plant Telephones<br>8532 · Paradise Cove Telephones<br>8531 · Main Plant Telephones<br>8510 · Data/Alarms/IT Supp & Licensing<br>8510 · Data/Alarms/IT Supp & Licensing<br>8510 · Data/Alarms/IT Supp & Licensing<br>8531 · Main Plant Telephones<br>8532 · Paradise Cove Telephones<br>8531 · Main Plant Telephones<br>8510 · Data/Alarms/IT Supp & Licensing<br>8510 · Data/Alarms/IT Supp & Licensing<br>8531 · Main Plant Telephones<br>8532 · Paradise Cove Telephones<br>8531 · Main Plant Telephones | Belvedere<br>Tiburon:Paradise Cove<br>Tiburon<br>Belvedere<br>Tiburon:Paradise Cove<br>Tiburon<br>Belvedere<br>Tiburon:Paradise Cove<br>Tiburon<br>Belvedere<br>Tiburon:Paradise Cove<br>Tiburon<br>Belvedere<br>Tiburon:Paradise Cove<br>Tiburon<br>Belvedere<br>Tiburon:Paradise Cove<br>Tiburon<br>Belvedere<br>Tiburon:Paradise Cove<br>Tiburon | -33.49<br>-2.41<br>-57.25<br>-46.14<br>-3.32<br>-78.89<br>-123.16<br>-8.87<br>-210.55<br>-1.98<br>-0.14<br>-3.39<br>-1.98<br>-0.14<br>-3.40 |
| TOTAL    |      |                                      |  |  |   | -575.11   |
| 08/13/20 | 7693 | CSRMA California Sanitation Risk ... | <b>PLP Property Ins. Premium, FY2020-2021</b><br><br>Inv #6638, Prop Ins Premium, FY2020-2021<br>Inv #6638, Prop Ins Premium, FY2020-2021<br>Inv #6638, Prop Ins Premium, FY2020-2021<br>Inv #6638, Prop Ins - JPA Charge, FY2020-2021<br>Inv #6638, Prop Ins - JPA Charge, FY2020-2021<br>Inv #6638, Prop Ins - JPA Charge, FY2020-2021<br>Inv #6638, Prop Ins - Program Dir. Fees, FY2020-2021<br>Inv #6638, Prop Ins - Program Dir. Fees, FY2020-2021<br>Inv #6638, Prop Ins - Program Dir. Fees, FY2020-2021   | <b>JP Morgan Chase - Primary 7399</b><br><br>6033.1 · PLP Public Entity Phys Damage<br>6033.1 · PLP Public Entity Phys Damage<br>6033.1 · PLP Public Entity Phys Damage<br>6033.1 · PLP Public Entity Phys Damage<br>6033.1 · PLP Public Entity Phys Damage<br>6033.1 · PLP Public Entity Phys Damage<br>6033.1 · PLP Public Entity Phys Damage<br>6033.1 · PLP Public Entity Phys Damage<br>6033.1 · PLP Public Entity Phys Damage  | Belvedere<br>Tiburon:Paradise Cove<br>Tiburon<br>Belvedere<br>Tiburon:Paradise Cove<br>Tiburon<br>Belvedere<br>Tiburon:Paradise Cove<br>Tiburon   | -8,700.98<br>-626.86<br>-14,875.16<br>-136.25<br>-9.82<br>-232.93<br>-458.36<br>-33.02<br>-783.62   |
| TOTAL    |      |                                      |  |  |   | -25,857.00  |

Sanitary Distr. No.5 of Marin Co.

Warrant List Detail

July 10 through August 13, 2020

08/11/20

| Date     | Num  | Name                                 | Memo  | Account   | Class   | Paid Amount                           |
|----------|------|--------------------------------------|---|---|---|---------------------------------------|
| 08/13/20 | 7694 | CSRMA California Sanitation Risk ... | <b>W.C. Pooled Deposit for FY2020-21</b><br>Inv #6680, W.C.Pooled Deposit FY 2020-2021<br>Inv #6680, W.C.Pooled Deposit FY 2020-2021<br>Inv #6680, W.C.Pooled Deposit FY 2020-2021  | <b>JP Morgan Chase - Primary 7399</b><br>8023 · Workers Comp Insurance<br>8023 · Workers Comp Insurance<br>8023 · Workers Comp Insurance                            | Belvedere<br>Tiburon:Paradise Cove<br>Tiburon | -14,244.83<br>-1,026.26<br>-24,352.91 |
| TOTAL    |      |                                      |   |   |   | -39,624.00                            |
| 08/13/20 | 7695 | DKF Solutions Group, LLC             | <b>My Safety Officer Monthly Subscription, August 2020</b><br>Inv #15259, My Safety Officer Monthly Subscription Fee, August 2020<br>Inv #15259, My Safety Officer Monthly Subscription Fee, August 2020<br>Inv #15259, My Safety Officer Monthly Subscription Fee, August 2020                                 | <b>JP Morgan Chase - Primary 7399</b><br>8515 · Safety<br>8515 · Safety<br>8515 · Safety  | Belvedere<br>Tiburon:Paradise Cove<br>Tiburon | -125.83<br>-9.07<br>-215.10           |
| TOTAL    |      |                                      |   |   |   | -350.00                               |
| 08/13/20 | 7696 | G3 Engineering, Inc.                 | <b>M.P. Maint + Parts &amp; Srvc, Jul '2020</b><br>Inv #2020-6765, M.P. Maint, Parts & Srvc - Magnum Chamber, ring+kit, 7.21.2020<br>Inv #2020-6765, M.P. Maint, Parts & Srvc - Magnum Chamber, ring+kit, 7.21.2020   | <b>JP Morgan Chase - Primary 7399</b><br>7022 · Plant Maint. Parts & Service<br>7022 · Plant Maint. Parts & Service   | Belvedere<br>Tiburon                          | -854.03<br>-1,459.79                  |
| TOTAL    |      |                                      |   |   |   | -2,313.82                             |
| 08/13/20 | 7697 | Global Diving & Salvage, Inc.        | <b>Cust #:C102169, P.C. Outfall Pipe Inspection, July 2020</b><br>Outfall Pipe Repair & Install, July, 2020   | <b>JP Morgan Chase - Primary 7399</b><br>7044 · P.C. Plant Outfall Pipeline   | Tiburon:Paradise Cove                         | -7,250.00                             |
| TOTAL    |      |                                      |   |   |   | -7,250.00                             |
| 08/13/20 | 7698 | Goodman Building Supply Co.          | <b>Acct #20070, P&amp;L, Janitorial Supplies + BPS #2 Painting, July 2020</b><br>Inv #804066, BPS#2 Painting, 7.3.2020<br>Inv #804066, M.P. Janitorial supplies, 7.3.2020<br>Inv #804066, M.P. Janitorial supplies, 7.3.2020  | <b>JP Morgan Chase - Primary 7399</b><br>7011 · Pumps & Lines Maintenance<br>7023 · Janitorial Supplies & Service<br>7023 · Janitorial Supplies & Service           | Belvedere<br>Belvedere<br>Tiburon             | -68.77<br>-6.64<br>-11.36             |
| TOTAL    |      |                                      |   |   |   | -86.77                                |
| 08/13/20 | 7699 | Hach Company                         | <b>Acct #108400, WHIMS Software - Data/IT for SCADA, July 2020</b><br>Inv #HACH711209, WHIM Software Update 0.30 re SCADA Monitoring Software....<br>Inv #HACH711209, WHIM Software Update 0.30 re SCADA Monitoring Software....<br>Inv #HACH711209, WHIM Software Update 0.30 re SCADA Monitoring Software.... | <b>JP Morgan Chase - Primary 7399</b><br>8510 · Data/Alarms/IT Supp & Licensing<br>8510 · Data/Alarms/IT Supp & Licensing<br>8510 · Data/Alarms/IT Supp & Licensing | Belvedere<br>Tiburon:Paradise Cove<br>Tiburon | -694.39<br>-50.03<br>-1,187.12        |
| TOTAL    |      |                                      |   |   |   | -1,931.54                             |
| 08/13/20 | 7700 | Hach Company                         | <b>Acct #108400, Lab Supplies, July 2020</b><br>Inv #12048959, Lab Supplies, Rgt set, July 2020<br>Inv #12048959, Lab Supplies, Rgt set, July 2020  | <b>JP Morgan Chase - Primary 7399</b><br>7025 · Lab Supplies & Chemicals<br>7025 · Lab Supplies & Chemicals   | Belvedere<br>Tiburon                          | -28.94<br>-49.48                      |
| TOTAL    |      |                                      |   |   |   | -78.42                                |
| 08/13/20 | 7701 | Harrington Industrial Plastics LLC   | <b>Cust #:044227, SD5 Supplies, July 2020</b><br>Inv #6L8816, Inv #6L8252, M.P. Supplies, July 2020<br>Inv #6L9043, #6L8035, P.C. Supplies, July 2020<br>Inv #6L8816, M.P. Supplies, July 2020  | <b>JP Morgan Chase - Primary 7399</b><br>7021 · Plant Maintenance Supplies<br>7042 · Paradise Supplies & Chemicals<br>7021 · Plant Maintenance Supplies             | Belvedere<br>Tiburon:Paradise Cove<br>Tiburon | -813.67<br>-491.51<br>-1,390.81       |
| TOTAL    |      |                                      |   |   |   | -2,695.99                             |

Sanitary Distr. No.5 of Marin Co.

Warrant List Detail

July 10 through August 13, 2020

08/11/20

| Date     | Num  | Name                                   | Memo  | Account   | Class   | Paid Amount   |
|----------|------|--|---|---|---|---|
| 08/13/20 | 7702 | Intnt'l Training & Rehab Technologi... | <b>Training &amp; Certification re Infrastructure Assessment, July 2020</b><br>Inv #2020-0708A, Training & Certification re Infrastructure/PACP - J Rosser & J ...<br>Inv #2020-0708A, Training & Certification re Infrastructure/PACP - J Rosser & J ...<br>Inv #2020-0708A, Training & Certification re Infrastructure/PACP - J Rosser & J ...  | <b>JP Morgan Chase - Primary 7399</b><br>6020 · Continuing Education<br>6020 · Continuing Education<br>6020 · Continuing Education                                    | Belvedere<br>Tiburon:Paradise Cove<br>Belvedere                       | -683.05<br>-49.21<br>-1,167.74                      |
| TOTAL    |      |  |   |   |   | -1,900.00   |
| 08/13/20 | 7703 | Jackson's Hardware, Inc.               | <b>Acct #7601, M.P. Supplies, July 2020</b><br>Inv #58510, M.P. Supplies, July 2020<br>Inv #58510, M.P. Supplies, July 2020<br>Inv #58509, Safety Supplies, July 2020<br>Inv #58509, Safety Supplies, July 2020<br>Inv #58509, Safety Supplies, July 2020   | <b>JP Morgan Chase - Primary 7399</b><br>7021 · Plant Maintenance Supplies<br>7021 · Plant Maintenance Supplies<br>8515 · Safety<br>8515 · Safety<br>8515 · Safety    | Belvedere<br>Tiburon<br>Belvedere<br>Tiburon:Paradise Cove<br>Tiburon | -19.26<br>-32.93<br>-70.53<br>-5.08<br>-120.58      |
| TOTAL    |      |  |   |   |   | -248.38   |
| 08/13/20 | 7704 | Larry Walker Associates, Inc.          | <b>Tech Support for M.P. NPDES Reg. Assistance, June 2020 (AJE FY19-20)</b><br>Inv #00113.10-13 Regulatory Assistance, thru 6.30.2020 (AJE FY19-20)<br>Inv #00113.10-13 Regulatory Assistance, thru 6.30.2020 (AJE FY19-20)<br>Inv #00457.03-5 Mixing Zone & Dilution Credit Study, thru 6.30.2020 (AJE FY19-...<br>Inv #00457.03-5 Mixing Zone & Dilution Credit Study, thru 6.30.2020 (AJE FY19-... | <b>JP Morgan Chase - Primary 7399</b><br>7061 · Main Plant NPDES Renewal<br>7061 · Main Plant NPDES Renewal<br>7055 · MP Dilution Study<br>7055 · MP Dilution Study   | Belvedere<br>Tiburon<br>Belvedere<br>Tiburon                          | -122.53<br>-209.97<br>-630.50<br>-1,080.50          |
| TOTAL    |      |  |   |   |   | -2,043.50   |
| 08/13/20 | 7705 | Linscott Engineering Contractors I...  | <b>Belv P&amp;L, May - July 2020 (AJE FY19-20)</b><br>Inv #3499, Emergency Sewer line Repair @ 180 Bella Vista, May 2020 (AJE FY1...<br>Inv #3525, Gilmartin Ct Manhole Adjustment, July 2020<br>Inv #3524, Rodhole Installation @ Reserva Ln, July 2020<br>Inv #3532, Emergency Sewer line Repair @ 559 San Rafael Ave., July 2020   | <b>JP Morgan Chase - Primary 7399</b><br>7013 · Emergency Line Repair<br>7011 · Pumps & Lines Maintenance<br>9313 · Manholes/Rodholes<br>7013 · Emergency Line Repair | Belvedere<br>Tiburon<br>Tiburon<br>Belvedere                          | -14,303.55<br>-3,064.27<br>-17,811.21<br>-18,991.09 |
| TOTAL    |      |  |   |   |   | -54,170.12  |
| 08/13/20 | 7706 | Lystek Int'l, LTD                      | <b>Biosolids Transport, July 2020</b><br>Inv #153-307, Biosolids Transport to Lystek Facility, July 2020<br>Inv #153-307, Biosolids Transport to Lystek Facility, July 2020<br>Inv #153-307, Biosolids Transport to Lystek Facility, July 2020  | <b>JP Morgan Chase - Primary 7399</b><br>7029 · Main Plant Sludge Disposal<br>7043 · Paradise Sludge Disposal<br>7029 · Main Plant Sludge Disposal                    | Belvedere<br>Tiburon:Paradise Cove<br>Tiburon                         | -246.06<br>-17.73<br>-420.66                        |
| TOTAL    |      |  |   |   |   | -684.45   |
| 08/13/20 | 7707 | Maltby Electric Supply Co., Inc.       | <b>Cust No.15953, BPS P&amp;L, July 2020</b><br>BPS#2 Electrical, Inv. #S1910578.001-.003, July 2020<br>BPS#2 Electrical, Inv. #S1910578.001-.003, July 2020  | <b>JP Morgan Chase - Primary 7399</b><br>7027 · Electrical & Instrument<br>7011 · Pumps & Lines Maintenance   | Belvedere<br>Belvedere  | -601.61<br>-601.61                                  |
| TOTAL    |      |  |   |   |   | -1,203.22   |
| 08/13/20 | 7708 | Marin Resource Recovery Center         | <b>Cust #02-1527 0, M.P. Disposal, July 2020</b><br>Inv #1314618, Tx#: 1626539, M.P. Disposal, July 2020<br>Inv #1314618, Tx#: 1626539, M.P. Disposal, July 2020  | <b>JP Morgan Chase - Primary 7399</b><br>7023 · Janitorial Supplies & Service<br>7023 · Janitorial Supplies & Service   | Belvedere<br>Tiburon  | -20.67<br>-35.33                                    |
| TOTAL    |      |  |   |   |   | -56.00  |

Sanitary Distr. No.5 of Marin Co.

Warrant List Detail

July 10 through August 13, 2020

08/11/20

| Date     | Num  | Name                            | Memo   | Account  | Class  | Paid Amount   |
|----------|------|---------------------------------|--|--|--|---|
| 08/13/20 | 7709 | Medical Center of Marin, ES A/R | Acct #:SDN5_B1, T Rubio, July, 2020<br>Inv #00132693-00, Employee Health: T Rubio DMV/Dot, 7.28.2020<br>Inv #00132693-00, Employee Health: T Rubio DMV/Dot, 7.28.2020<br>Inv #00132693-00, Employee Health: T Rubio DMV/Dot, 7.28.2020   | JP Morgan Chase - Primary 7399<br>8020.05 · Employee Health<br>8020.05 · Employee Health<br>8020.05 · Employee Health  | Belvedere<br>Tiburon:Paradise Cove<br>Tiburon  | -56.80<br>-4.09<br>-97.11   |
| TOTAL    |      |                                 |  |  |  | -158.00   |
| 08/13/20 | 7710 | Nute Engineering Corp.          | Consulting & Engr. Svcs., June 2020 (AJE FY19-20)<br>Inv #21055, Cove Rd Force Main Implementation, June 2020 (AJE FY19-20)<br>Inv #21056, 2019 Sewer Rehab Project, June 2020 (47.5%) (AJE FY19-20)<br>Inv #21056, 2019 Sewer Rehab Project, June 2020 (52.5%) (AJE FY19-20)  | JP Morgan Chase - Primary 7399<br>6017 · Consulting Fees<br>6017 · Consulting Fees<br>6017 · Consulting Fees   | Belvedere<br>Belvedere<br>Tiburon  | -10,347.00<br>-40.26<br>-44.49  |
| TOTAL    |      |                                 |  |  |  | -10,431.75  |
| 08/13/20 | 7711 | Owen Equipment Sales            | Acct #C10655, SD5 Vactor Truck Safety Gear, July 2020<br>Inv #49969, 2020 Vactor Truck Safety Gear, July 2020<br>Inv #49969, 2020 Vactor Truck Safety Gear, July 2020<br>Inv #49969, 2020 Vactor Truck Safety Gear, July 2020  | JP Morgan Chase - Primary 7399<br>8515 · Safety<br>8515 · Safety<br>8515 · Safety  | Belvedere<br>Tiburon:Paradise Cove<br>Tiburon  | -2,749.58<br>-198.09<br>-4,700.67   |
| TOTAL    |      |                                 |  |  |  | -7,648.34   |
| 08/13/20 | 7712 | Pacific Gas & Electric          | Acct #2908031411-4, Utilities, July 2020<br>Acct #2908031411-4, Main Plant Utilities, July 2020<br>Acct #2908031411-4, P.C. Plant Utilities, July 2020<br>Acct #2908031411-4, Main Plant Utilities, July 2020<br>Acct #2908031411-4, Belv Pump St Utilities, July 2020<br>Acct #2908031411-4, P.C. Pump St Utilities, July 2020<br>Acct #2908031411-4, Tib Pump St Utilities, July 2020  | JP Morgan Chase - Primary 7399<br>8542 · Main Plant Utilities<br>8543 · Paradise Cove Utilities<br>8542 · Main Plant Utilities<br>8544 · Pump Station Utilities<br>8544 · Pump Station Utilities<br>8544 · Pump Station Utilities  | Belvedere<br>Tiburon:Paradise Cove<br>Tiburon<br>Belvedere<br>Tiburon:Paradise Cove<br>Tiburon | -6,663.61<br>-1,390.36<br>-11,390.07<br>-1,321.39<br>-248.66<br>-1,605.25 |
| TOTAL    |      |                                 |  |  |  | -22,619.34  |
| 08/13/20 | 7713 | Pumping Solutions, Inc.         | Cust #43104, MP Parts & Svc, May 2020 (AJE FY19-20)<br>MP Parts & Service, Motor + Gear Mount, May, 2020 (AJE FY19/20)<br>MP Parts & Service, Motor + Gear Mount, May, 2020 (AJE FY19/20)  | JP Morgan Chase - Primary 7399<br>7022 · Plant Maint. Parts & Service<br>7022 · Plant Maint. Parts & Service   | Belvedere<br>Tiburon:Paradise Cove   | -3,901.80<br>-6,686.52  |
| TOTAL    |      |                                 |  |  |  | -10,588.32  |
| 08/13/20 | 7714 | Robert L Talavera, LLC          | SSGIS ArcView Support, June (AJE FY19-20) & July, 2020<br>Inv #RLT0720F1, SSGIS ArcView Support - Upload pipe history data, install, trai...<br>Inv #RLT0720F1, SSGIS ArcView Support - Upload pipe history data, install, trai...<br>Inv #RLT0720F1, SSGIS ArcView Support - Upload pipe history data, install, trai...<br>Inv #RLT0720F1, SSGIS ArcView Support - Upload pipe history data, install, trai...<br>Inv #RLT0720F1, SSGIS ArcView Support - Upload pipe history data, install, trai...<br>Inv #RLT0720F1, SSGIS ArcView Support - Upload pipe history data, install, trai... | JP Morgan Chase - Primary 7399<br>8510 · Data/Alarms/IT Supp & Licensing<br>8510 · Data/Alarms/IT Supp & Licensing<br>8510 · Data/Alarms/IT Supp & Licensing<br>8510 · Data/Alarms/IT Supp & Licensing<br>8510 · Data/Alarms/IT Supp & Licensing<br>8510 · Data/Alarms/IT Supp & Licensing | Belvedere<br>Tiburon:Paradise Cove<br>Tiburon<br>Belvedere<br>Tiburon:Paradise Cove<br>Tiburon | -224.75<br>-15.13<br>-385.12<br>-224.69<br>-16.19<br>-384.12              |
| TOTAL    |      |                                 |  |  |  | -1,250.00   |
| 08/13/20 | 7715 | Ross Valley SD                  | Public Outreach Svcs, COVID19 Ed., June 2020 (FY19-20 AJE)<br>Inv #IN100289, RVSD Public Outreach Svc - COVID19 TV Commercial through ...<br>Inv #IN100289, RVSD Public Outreach Svc - COVID19 TV Commercial through ...<br>Inv #IN100289, RVSD Public Outreach Svc - COVID19 TV Commercial through ...  | JP Morgan Chase - Primary 7399<br>6059 · Pollution Prevention/Public Edu<br>6059 · Pollution Prevention/Public Edu<br>6059 · Pollution Prevention/Public Edu   | Belvedere<br>Tiburon:Paradise Cove<br>Tiburon  | -433.85<br>-29.20<br>-743.42  |
| TOTAL    |      |                                 |  |  |  | -1,206.47   |

Sanitary Distr. No.5 of Marin Co.

Warrant List Detail

July 10 through August 13, 2020

08/11/20

| Date     | Num  | Name                                 | Memo  | Account   | Class  | Paid Amount  |
|----------|------|--------------------------------------|---|---|--|--|
| 08/13/20 | 7716 | Roy's Sewer Service, Inc.            | <b>P&amp;L+ PC Sludge Removal, July 2020</b><br>Inv #209191, Removed 4 loads from PC Tanks, as directed, 7.13.2020<br>Inv #209190, Cleared line at 13 Crest Rd., as directed, 7.13.2020<br>Inv #209189, Cleared line at Acacia Ave / SR Avenue, as directed, 7.13.2020<br>Inv #209187, Vactored and cctv at Beach Rd., as directed, 7.8-7.9.2020<br>Inv #209192, Vactored and cctv at SR Ave., as directed, 7.13.20<br>Inv #209193, Water leak at construction @ 2030 Paradise Dr., as directed 7.21.2...   | <b>JP Morgan Chase - Primary 7399</b><br>7043 · Paradise Sludge Disposal<br>7011 · Pumps & Lines Maintenance<br>7011 · Pumps & Lines Maintenance<br>7011 · Pumps & Lines Maintenance<br>7011 · Pumps & Lines Maintenance<br>7011 · Pumps & Lines Maintenance  | Tiburon:Paradise Cove<br>Belvedere<br>Belvedere<br>Belvedere<br>Belvedere<br>Tiburon:Paradise Cove   | -1,370.00<br>-975.00<br>-915.00<br>-2,700.00<br>-2,700.00<br>-875.00   |
| TOTAL    |      |                                      |   |   |  | -9,535.00  |
| 08/13/20 | 7717 | Solenis, LLC                         | <b>Pyr #: 441488, M.P. Chemicals, July 2020</b><br>Inv #131665423, M.P. Maint, Chemicals - Praestol for Screwpress & Rotary Dru...<br>Inv #131665423, M.P. Maint, Chemicals - Praestol for Screwpress & Rotary Dru...   | <b>JP Morgan Chase - Primary 7399</b><br>7024 · Main Plant Chemicals<br>7024 · Main Plant Chemicals   | Belvedere<br>Tiburon   | -1,509.70<br>-2,580.53   |
| TOTAL    |      |                                      |   |   |  | -4,090.23  |
| 08/13/20 | 7718 | Special District Risk Management ... | <b>Member #7665, Life, Vision, DDS &amp; LTD Ins., Sept 2020</b><br>Employee Life Insurance - Inv #33408, September 2020<br>Employee Life Insurance - Inv #33408, September 2020<br>Employee Life Insurance - Inv #33408, September 2020<br>Employee Supplemental Life Insurance - Inv #33408, September 2020<br>Employee Supplemental Life Insurance - Inv #33408, September 2020<br>Employee Supplemental Life Insurance - Inv #33408, September 2020<br>Employee LTD Insurance - Inv #33408, September 2020<br>Employee LTD Insurance - Inv #33408, September 2020<br>Employee LTD Insurance - Inv #33408, September 2020<br>Employee DDS Insurance - Inv #33408, September 2020<br>Employee DDS Insurance - Inv #33408, September 2020<br>Employee DDS Insurance - Inv #33408, September 2020<br>Employee Vision Insurance - Inv #33408, September 2020<br>Employee Vision Insurance - Inv #33408, September 2020<br>Employee Vision Insurance - Inv #33408, September 2020 | <b>JP Morgan Chase - Primary 7399</b><br>8020.05 · Employee Health<br>8020.05 · Employee Health<br>8020.05 · Employee Health<br>8020.05 · Employee Health<br>8020.05 · Employee Health<br>8020.05 · Employee Health<br>8020.05 · Employee Health<br>8020.05 · Employee Health<br>8020.05 · Employee Health<br>8020.05 · Employee Health<br>8020.05 · Employee Health<br>8020.05 · Employee Health<br>8020.05 · Employee Health<br>8020.05 · Employee Health<br>8020.05 · Employee Health<br>8020.05 · Employee Health | Belvedere<br>Tiburon:Paradise Cove<br>Tiburon<br>Belvedere<br>Tiburon:Paradise Cove<br>Tiburon<br>Belvedere<br>Tiburon:Paradise Cove<br>Tiburon<br>Belvedere<br>Tiburon:Paradise Cove<br>Tiburon<br>Belvedere<br>Tiburon:Paradise Cove<br>Tiburon<br>Belvedere<br>Tiburon:Paradise Cove<br>Tiburon | -48.89<br>-3.52<br>-83.59<br>-6.07<br>-0.44<br>-10.38<br>-127.22<br>-9.17<br>-217.48<br>-337.76<br>-24.33<br>-577.44<br>-60.77<br>-4.38<br>-103.89 |
| TOTAL    |      |                                      |   |   |  | -1,615.33  |
| 08/13/20 | 7719 | Tiburon Mail Services                | <b>Account1, Postage, July 2020</b><br>Returned P&L Parts & Service/C Bilsborough, July 2020<br>Returned P&L Parts & Service/C Bilsborough, July 2020<br>Returned P&L Parts & Service/C Bilsborough, July 2020<br>Returned P&L Parts & Service/C Bilsborough, July 2020   | <b>JP Morgan Chase - Primary 7399</b><br>6056 · Postage<br>6056 · Postage<br>7011 · Pumps & Lines Maintenance<br>7011 · Pumps & Lines Maintenance   | Belvedere<br>Tiburon<br>Belvedere<br>Tiburon   | -2.37<br>-4.06<br>-2.37<br>-4.05   |
| TOTAL    |      |                                      |   |   |  | -12.85   |
| 08/13/20 | 7720 | Town of Tiburon                      | <b>Fuel, Jun 2020 (AJE FY19-20)</b><br>Fuel, June 2020 (AJE FY19-20)<br>Fuel, June 2020 (AJE FY19-20)<br>Fuel, June 2020 (AJE FY19-20)  | <b>JP Morgan Chase - Primary 7399</b><br>7071 · Fuel<br>7071 · Fuel<br>7071 · Fuel  | Belvedere<br>Tiburon:Paradise Cove<br>Tiburon  | -363.86<br>-24.49<br>-623.49   |
| TOTAL    |      |                                      |   |   |  | -1,011.84  |

Sanitary Distr. No.5 of Marin Co.

Warrant List Detail

July 10 through August 13, 2020

08/11/20

| Date     | Num  | Name                      | Memo  | Account                                | Class                 | Paid Amount |
|----------|------|---------------------------|---|--|-----------------------|-------------|
| 08/13/20 | 7721 | U.S. Bank                 | Acct#:4246-0441-0158-3635, Jun 2020 (AJE FY19-20) - July, 2020                    | JP Morgan Chase - Primary 7399         |                       |             |
|          |      |                           | #0822:/9545: Zoom + Upgrade, July 2020; Parking for Trainging + Fastrack re-up... | 6018.1 · Meetings & Travel             | Belvedere             | -29.92      |
|          |      |                           | #0822:/9545: Zoom + Upgrade, July 2020; Parking for Trainging + Fastrack re-up... | 6018.1 · Meetings & Travel             | Tiburon:Paradise Cove | -2.16       |
|          |      |                           | #0822:/9545: Zoom + Upgrade, July 2020; Parking for Trainging + Fastrack re-up... | 6018.1 · Meetings & Travel             | Tiburon               | -51.14      |
|          |      |                           | #0822:/9545: 2 Large envope stamps+4 rolls, June (AJE FY19-20) + July, 2020       | 6056 · Postage                         | Belvedere             | -73.10      |
|          |      |                           | #0822:/9545: 2 Large envope stamps+4 rolls, June (AJE FY19-20) + July, 2020       | 6056 · Postage                         | Tiburon:Paradise Cove | -5.27       |
|          |      |                           | #0822:/9545: 2 Large envope stamps+4 rolls, June (AJE FY19-20) + July, 2020       | 6056 · Postage                         | Tiburon               | -124.98     |
|          |      |                           | #0822: Congrats Baby Flowers for EE, July 2020                                    | 6065 · Miscellaneous Expense           | Belvedere             | -21.55      |
|          |      |                           | #0822: Congrats Baby Flowers for EE, July 2020                                    | 6065 · Miscellaneous Expense           | Tiburon:Paradise Cove | -1.55       |
|          |      |                           | #0822: Congrats Baby Flowers for EE, July 2020                                    | 6065 · Miscellaneous Expense           | Tiburon               | -36.85      |
|          |      |                           | #0822:/9545: Rafael Lumber, CalSteam + Marin Color, 7.2.2020                      | 7011 · Pumps & Lines Maintenance       | Belvedere             | -129.80     |
|          |      |                           | #0822:/9545: Rafael Lumber, CalSteam + Marin Color, 7.2.2020                      | 7011 · Pumps & Lines Maintenance       | Tiburon               | -221.86     |
|          |      |                           | #0822:/9545: Home Depot: M.P. Supplies, July 2020                                 | 7021 · Plant Maintenance Supplies      | Belvedere             | -29.89      |
|          |      |                           | #0822:/9545: Home Depot: M.P. Supplies, July 2020                                 | 7021 · Plant Maintenance Supplies      | Tiburon               | -51.09      |
|          |      |                           | #0822:/9545: CVS (x3), Janitorial Supplies, July 2020                             | 7023 · Janitorial Supplies & Service   | Belvedere             | -37.38      |
|          |      |                           | #0822:/9545: CVS (x3), Janitorial Supplies, July 2020                             | 7023 · Janitorial Supplies & Service   | Tiburon               | -63.88      |
|          |      |                           | #0822: CVS 2 Lrg capacity thumbdrives, 7.13.2020                                  | 8510 · Data/Alarms/IT Supp & Licensing | Belvedere             | -35.41      |
|          |      |                           | #0822: CVS 2 Lrg capacity thumbdrives, 7.13.2020                                  | 8510 · Data/Alarms/IT Supp & Licensing | Tiburon:Paradise Cove | -2.55       |
|          |      |                           | #0822: CVS 2 Lrg capacity thumbdrives, 7.13.2020                                  | 8510 · Data/Alarms/IT Supp & Licensing | Tiburon               | -60.53      |
|          |      |                           | #0822:/9545: HeartSmart Defibrilator, 6.26.2020; Carwash (M.P. Sludge acciden...  | 8515 · Safety                          | Belvedere             | -615.63     |
|          |      |                           | #0822:/9545: HeartSmart Defibrilator, 6.26.2020                                   | 8515 · Safety                          | Tiburon:Paradise Cove | -44.35      |
|          |      |                           | #0822:/9545: HeartSmart Defibrilator, 6.26.2020                                   | 8515 · Safety                          | Tiburon               | -1,052.48   |
| TOTAL    |      |                           |   |  |                       | -2,691.37   |
| 08/13/20 | 7722 | Underground Service Alert | Acct #165410, Annual Fee, July 2020   | JP Morgan Chase - Primary 7399         |                       |             |
|          |      |                           | Inv #2020165410, Annual Dues, based on % of tickets SD5 req'd in 2019, July 2...  | 7011 · Pumps & Lines Maintenance       | Belvedere             | -155.70     |
|          |      |                           | Inv #2020165410, Annual Dues, based on % of tickets SD5 req'd in 2019, July 2...  | 7011 · Pumps & Lines Maintenance       | Tiburon:Paradise Cove | -11.22      |
|          |      |                           | Inv #2020165410, Annual Dues, based on % of tickets SD5 req'd in 2019, July 2...  | 7011 · Pumps & Lines Maintenance       | Tiburon               | -266.19     |
| TOTAL    |      |                           |   |  |                       | -433.11     |
| 08/13/20 | 7723 | Univar                    | Cust ID #STDT001, Chemicals, July - Aug 2020                                      | JP Morgan Chase - Primary 7399         |                       |             |
|          |      |                           | Inv #48679711 Sodium Bisulfite 25% (\$1.163/Gal), Inv #448655445 Sodium Bisu...   | 7024 · Main Plant Chemicals            | Belvedere             | -4,005.81   |
|          |      |                           | Inv #48679711 Sodium Bisulfite 25% (\$1.163/Gal), Inv #448655445 Sodium Bisu...   | 7042 · Paradise Supplies & Chemicals   | Tiburon:Paradise Cove | -288.60     |
|          |      |                           | Inv #48679711 Sodium Bisulfite 25% (\$1.163/Gal), Inv #448655445 Sodium Bisu...   | 7024 · Main Plant Chemicals            | Tiburon               | -6,848.32   |
|          |      |                           | Inv #48651158 Sodium HypoChlor 12.5% (\$0.7001/Gal), Inv #48681496, Sodium...     | 7024 · Main Plant Chemicals            | Belvedere             | -1,254.06   |
|          |      |                           | Inv #48651158 Sodium HypoChlor 12.5% (\$0.7001/Gal), Inv #48681496, Sodium...     | 7042 · Paradise Supplies & Chemicals   | Tiburon:Paradise Cove | -90.34      |
|          |      |                           | Inv #48651158 Sodium HypoChlor 12.5% (\$0.7001/Gal), Inv #48681496, Sodium...     | 7024 · Main Plant Chemicals            | Tiburon               | -2,143.95   |
| TOTAL    |      |                           |   |  |                       | -14,631.08  |
| 08/13/20 | 7724 | USA BlueBook              | Cust #933682, Lab Supplies & PPE, June (FY19-20 AJE) + July 2020                  | JP Morgan Chase - Primary 7399         |                       |             |
|          |      |                           | Inv #306025, Lab supplies, July 2020  | 7011 · Pumps & Lines Maintenance       | Belvedere             | -71.78      |
|          |      |                           | Inv #306025, Lab supplies, July 2020  | 7011 · Pumps & Lines Maintenance       | Tiburon               | -122.70     |
|          |      |                           | Inv #286902, Latex Gloves, July 2020  | 8520 · Personal Protection/Safety Wear | Belvedere             | -133.87     |
|          |      |                           | Inv #286902, Latex Gloves, July 2020  | 8520 · Personal Protection/Safety Wear | Tiburon:Paradise Cove | -9.64       |
|          |      |                           | Inv #286902, Latex Gloves, July 2020  | 8520 · Personal Protection/Safety Wear | Tiburon               | -228.86     |
|          |      |                           | Inv #306025, Fire Extinguisher Cabinet, July 2020                                 | 8515 · Safety                          | Belvedere             | -33.69      |
|          |      |                           | Inv #306025, Fire Extinguisher Cabinet, July 2020                                 | 8515 · Safety                          | Tiburon               | -57.60      |
|          |      |                           | Inv #233810, Lab Supplies, May 2020 (FY19-20 AJE)                                 | 7025 · Lab Supplies & Chemicals        | Belvedere             | -30.47      |
|          |      |                           | Inv #233810, Lab Supplies, May 2020 (FY19-20 AJE)                                 | 7025 · Lab Supplies & Chemicals        | Tiburon               | -52.21      |
| TOTAL    |      |                           |   |  |                       | -740.82     |

Sanitary Distr. No.5 of Marin Co.

Warrant List Detail

July 10 through August 13, 2020

08/11/20

| Date     | Num  | Name                               | Memo  | Account                                | Class                 | Paid Amount |
|----------|------|------------------------------------|---|--|-----------------------|-------------|
| 08/13/20 | 7725 | Verizon Wireless                   | <b>Acct #0342125502-00001: iPhones, June (FY19-20 AJE) &amp; July 2020</b>        | <b>JP Morgan Chase - Primary 7399</b>  |                       |             |
|          |      |                                    | Inv #9858231502: Monthly Charges (\$320.79) - June, 2020 (AJE FY19-20)            | 8531 · Main Plant Telephones           | Belvedere             | -115.36     |
|          |      |                                    | Inv #9858231502: Monthly Charges (\$320.79) - June, 2020 (AJE FY19-20)            | 8532 · Paradise Cove Telephones        | Tiburon:Paradise Cove | -7.76       |
|          |      |                                    | Inv #9858231502: Monthly Charges (\$320.79) - June, 2020 (AJE FY19-20)            | 8531 · Main Plant Telephones           | Tiburon               | -197.67     |
|          |      |                                    | Inv #9858231502: Taxes, Gov't Surcharges & Fees - June, 2020 (AJE FY19-20)        | 8531 · Main Plant Telephones           | Belvedere             | -4.97       |
|          |      |                                    | Inv #9858231502: Taxes, Gov't Surcharges & Fees - June, 2020 (AJE FY19-20)        | 8532 · Paradise Cove Telephones        | Tiburon:Paradise Cove | -0.33       |
|          |      |                                    | Inv #9858231502: Taxes, Gov't Surcharges & Fees - June, 2020 (AJE FY19-20)        | 8531 · Main Plant Telephones           | Tiburon               | -8.51       |
|          |      |                                    | Inv #9860148947: Monthly Charges (\$320.79) - July 2020                           | 8531 · Main Plant Telephones           | Belvedere             | -123.15     |
|          |      |                                    | Inv #9860148947: Monthly Charges (\$320.79) - July 2020                           | 8532 · Paradise Cove Telephones        | Tiburon:Paradise Cove | -8.87       |
|          |      |                                    | Inv #9860148947: Monthly Charges (\$320.79) - July 2020                           | 8531 · Main Plant Telephones           | Tiburon               | -210.54     |
|          |      |                                    | Inv #9860148947: Taxes, Gov't Surcharges & Fees - July 2020                       | 8531 · Main Plant Telephones           | Belvedere             | -7.54       |
|          |      |                                    | Inv #9860148947: Taxes, Gov't Surcharges & Fees - July 2020                       | 8532 · Paradise Cove Telephones        | Tiburon:Paradise Cove | -0.54       |
|          |      |                                    | Inv #9860148947: Taxes, Gov't Surcharges & Fees - July 2020                       | 8531 · Main Plant Telephones           | Tiburon               | -12.89      |
| TOTAL    |      |                                    |   |  |                       | -698.13     |
| 08/13/20 | 7726 | VWR International                  | <b>Acct #80012138, Lab Supplies, July 2020</b>                                    | <b>JP Morgan Chase - Primary 7399</b>  |                       |             |
|          |      |                                    | Inv #880167303-304, Inv #8801695832, Inv #8801697507, Lab Supplies, July 20...    | 7025 · Lab Supplies & Chemicals        | Belvedere             | -222.67     |
|          |      |                                    | Inv #880167303-304, Inv #8801695832, Inv #8801697507, Lab Supplies, July 20...    | 7025 · Lab Supplies & Chemicals        | Tiburon               | -380.60     |
| TOTAL    |      |                                    |   |  |                       | -603.27     |
| 08/13/20 | 7727 | Waste Management of Redwood La...  | <b>Acct #507-0000190-1507-2, Sludge Disposal, July 2020</b>                       | <b>JP Morgan Chase - Primary 7399</b>  |                       |             |
|          |      |                                    | Inv #0100540.1507.7 Sludge Disposal - 8 pick-ups, 23.15 tons, July 2020           | 7029 · Main Plant Sludge Disposal      | Belvedere             | -348.64     |
|          |      |                                    | Inv #0100540.1507.7 Sludge Disposal - 8 pick-ups, 23.15 tons, July 2020           | 7043 · Paradise Sludge Disposal        | Tiburon:Paradise Cove | -25.12      |
|          |      |                                    | Inv #0100540.1507.7 Sludge Disposal - 8 pick-ups, 23.15 tons, July 2020           | 7029 · Main Plant Sludge Disposal      | Tiburon               | -596.03     |
| TOTAL    |      |                                    |   |  |                       | -969.79     |
| 08/13/20 | 7728 | Water Components & Building Sup... | <b>Acct #454, P.C. Maint. Parts &amp; Service, July 2020</b>                      | <b>JP Morgan Chase - Primary 7399</b>  |                       |             |
|          |      |                                    | Inv #30531404, #30531638, #30532398, #30531877, #30532777, P.C., Parts & ...      | 7041 · Paradise Parts & Service        | Tiburon:Paradise Cove | -691.83     |
| TOTAL    |      |                                    |   |  |                       | -691.83     |
| 08/13/20 | 7729 | Alvarez, Joel                      | <b>Mileage Reimb. for Training Travel, 7.27.2020 - 7.29.2020</b>                  | <b>JP Morgan Chase - Primary 7399</b>  |                       |             |
|          |      |                                    | Travel Reimbursement for Lateral Cam Training, Elk Grove, 7.27.2020 - 7.29.2020   | 6018.1 · Meetings & Travel             | Belvedere             | -102.28     |
|          |      |                                    | Travel Reimbursement for Lateral Cam Training, Elk Grove, 7.27.2020 - 7.29.2020   | 6018.1 · Meetings & Travel             | Belvedere             | -7.37       |
|          |      |                                    | Travel Reimbursement for Lateral Cam Training, Elk Grove, 7.27.2020 - 7.29.2020   | 6018.1 · Meetings & Travel             | Tiburon:Paradise Cove | -174.85     |
| TOTAL    |      |                                    |   |  |                       | -284.50     |
| 08/13/20 | 7730 | Driscoll, Stephen                  | <b>Reimb. for S/B Mileage, June (FY19-20) + July 2020</b>                         | <b>JP Morgan Chase - Primary 7399</b>  |                       |             |
|          |      |                                    | Reimb. for M.P. S/B Mileage, Belvedere, thru - Belv, thru 6.30.2020 (FY19-20 AJE) | 6018.2 · Standby Mileage Expense Reimb | Belvedere             | -17.21      |
|          |      |                                    | Reimb. for M.P. S/B Mileage, Belvedere, thru - Tib, thru 6.30.2020 (FY19-20 AJE)  | 6018.2 · Standby Mileage Expense Reimb | Tiburon               | -29.48      |
|          |      |                                    | Reimb. for M.P. S/B Mileage, Belvedere, thru - Belv                               | 6018.2 · Standby Mileage Expense Reimb | Belvedere             | -77.55      |
|          |      |                                    | Reimb. for M.P. S/B Mileage, Belvedere, thru - SASM - Belv                        | 6018.2 · Standby Mileage Expense Reimb | Belvedere             | -8.62       |
|          |      |                                    | Reimb. for M.P. S/B Mileage, Belvedere, thru - SASM - Tib                         | 6018.2 · Standby Mileage Expense Reimb | Tiburon               | -14.73      |
|          |      |                                    | Reimb. for M.P. S/B Mileage, Belvedere, thru - Tib                                | 6018.2 · Standby Mileage Expense Reimb | Tiburon               | -132.55     |
| TOTAL    |      |                                    |   |  |                       | -280.14     |



Sanitary Distr. No.5 of Marin Co.

Warrant List Detail

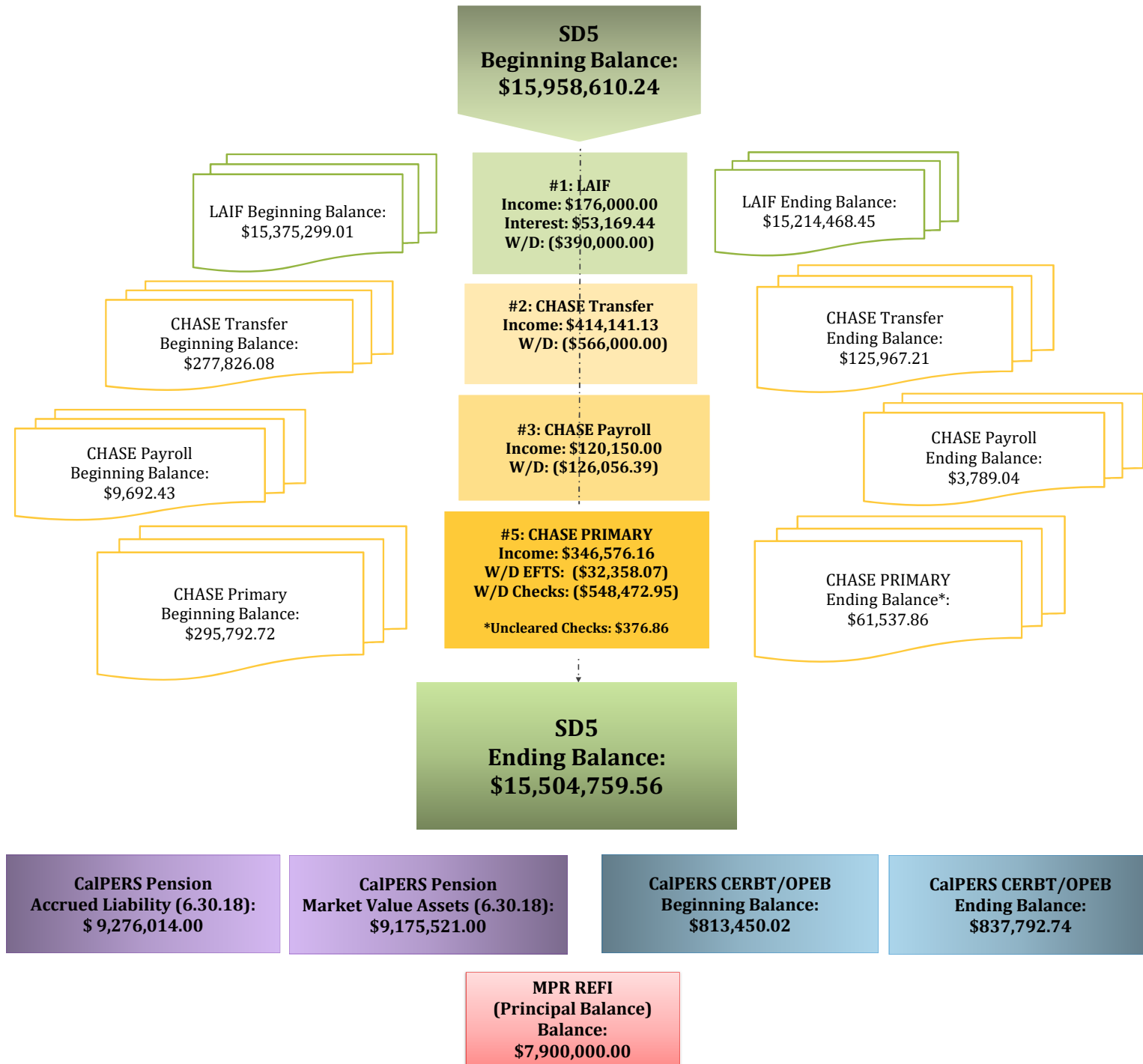
July 10 through August 13, 2020

08/11/20

| Date     | Num  | Name                | Memo  | Account                                | Class                 | Paid Amount |
|----------|------|---------------------|---|--|-----------------------|-------------|
| 08/13/20 | 7731 | La Torre, Daniel P. | <b>Employee Incentive, August 2020</b>  | <b>JP Morgan Chase - Primary 7399</b>  |                       |             |
|          |      |                     | FY20-21 Employee Certification Incentive, Obtained add'l WWTP Ops, Vol II, Sac... | 8005 · Employee Incentives             | Belvedere             | -359.60     |
|          |      |                     | FY20-21 Employee Certification Incentive, Obtained add'l WWTP Ops, Vol II, Sac... | 8005 · Employee Incentives             | Tiburon:Paradise Cove | -24.20      |
|          |      |                     | FY20-21 Employee Certification Incentive, Obtained add'l WWTP Ops, Vol II, Sac... | 8005 · Employee Incentives             | Tiburon               | -616.20     |
|          |      |                     | Registration/Book for WWTP Ops, Vol II, Sac State, Cert #547188                   | 6020 · Continuing Education            | Belvedere             | -17.98      |
|          |      |                     | Registration/Book for WWTP Ops, Vol II, Sac State, Cert #547188                   | 6020 · Continuing Education            | Tiburon:Paradise Cove | -1.30       |
|          |      |                     | Registration/Book for WWTP Ops, Vol II, Sac State, Cert #547188                   | 6020 · Continuing Education            | Tiburon               | -30.72      |
| TOTAL    |      |                     |   |  |                       | -1,050.00   |
| 08/13/20 | 7732 | O'Day, Tim          | <b>FY19-20 Boot Allowance Reimb, June 2020 (FY19-20 AJE)</b>                      | <b>JP Morgan Chase - Primary 7399</b>  |                       |             |
|          |      |                     | Boot Allowance (up to \$200) Reimbursement for FY19-20 (AJE FY19-20)              | 8520 · Personal Protection/Safety Wear | Belvedere             | -66.63      |
|          |      |                     | Boot Allowance (up to \$200) Reimbursement for FY19-20 (AJE FY19-20)              | 8520 · Personal Protection/Safety Wear | Tiburon:Paradise Cove | -4.48       |
|          |      |                     | Boot Allowance (up to \$200) Reimbursement for FY19-20 (AJE FY19-20)              | 8520 · Personal Protection/Safety Wear | Tiburon               | -114.18     |
| TOTAL    |      |                     |   |  |                       | -185.29     |
| 08/13/20 | 7733 | Rosser, John        | <b>EE Incentive + S/B Reimb., May 2020</b>  | <b>JP Morgan Chase - Primary 7399</b>  |                       |             |
|          |      |                     | Employee Incentive/Con't Ed Stipend: Registrations & Completion of CSU Operat...  | 6020 · Continuing Education            | Belvedere             | -18.69      |
|          |      |                     | Employee Incentive/Con't Ed Stipend: Completion of CSU Operations of Wastew...    | 6020 · Continuing Education            | Tiburon:Paradise Cove | -1.35       |
|          |      |                     | Employee Incentive/Con't Ed Stipend: Completion of CSU Operations of Wastew...    | 6020 · Continuing Education            | Tiburon               | -31.96      |
|          |      |                     | Gas & Mileage for Lateral Camera Training, Elk Grove, 7.27.2020 - 7.29.2020       | 6018.1 · Meetings & Travel             | Belvedere             | -73.68      |
|          |      |                     | Gas & Mileage for Lateral Camera Training, Elk Grove, 7.27.2020 - 7.29.2020       | 6018.1 · Meetings & Travel             | Tiburon:Paradise Cove | -5.31       |
|          |      |                     | Gas & Mileage for Lateral Camera Training, Elk Grove, 7.27.2020 - 7.29.2020       | 6018.1 · Meetings & Travel             | Tiburon               | -125.96     |
|          |      |                     | Meals/diem for Lateral Camera Training, Elk Grove, 727.2020 - 7.29.2020           | 6018.1 · Meetings & Travel             | Belvedere             | -48.53      |
|          |      |                     | Meals/diem for Lateral Camera Training, Elk Grove, 727.2020 - 7.29.2020           | 6018.1 · Meetings & Travel             | Tiburon:Paradise Cove | -3.50       |
|          |      |                     | Meals/diem for Lateral Camera Training, Elk Grove, 727.2020 - 7.29.2020           | 6018.1 · Meetings & Travel             | Tiburon               | -82.97      |
| TOTAL    |      |                     |   |  |                       | -391.95     |
| 08/13/20 | 7734 | Triola, Joseph      | <b>Reimb. for Standby Mi., SD5 supplies + PPE, July 2020</b>                      | <b>JP Morgan Chase - Primary 7399</b>  |                       |             |
|          |      |                     | Belv. Standby Mi.Reimb., thru 7.9.2020  | 6018.2 · Standby Mileage Expense Reimb | Belvedere             | -54.05      |
|          |      |                     | Reimb. re PPE for FY20-21   | 8520 · Personal Protection/Safety Wear | Belvedere             | -41.52      |
|          |      |                     | Reimb. re PPE for FY20-21   | 8520 · Personal Protection/Safety Wear | Tiburon:Paradise Cove | -2.99       |
|          |      |                     | Reimb. re PPE for FY20-21   | 8520 · Personal Protection/Safety Wear | Tiburon               | -70.99      |
|          |      |                     | Reimb. re BPS#2 conduit & fittings Reimbursement, 7.24.2020                       | 7027 · Electrical & Instrument         | Belvedere             | -182.34     |
| TOTAL    |      |                     |   |  |                       | -351.89     |

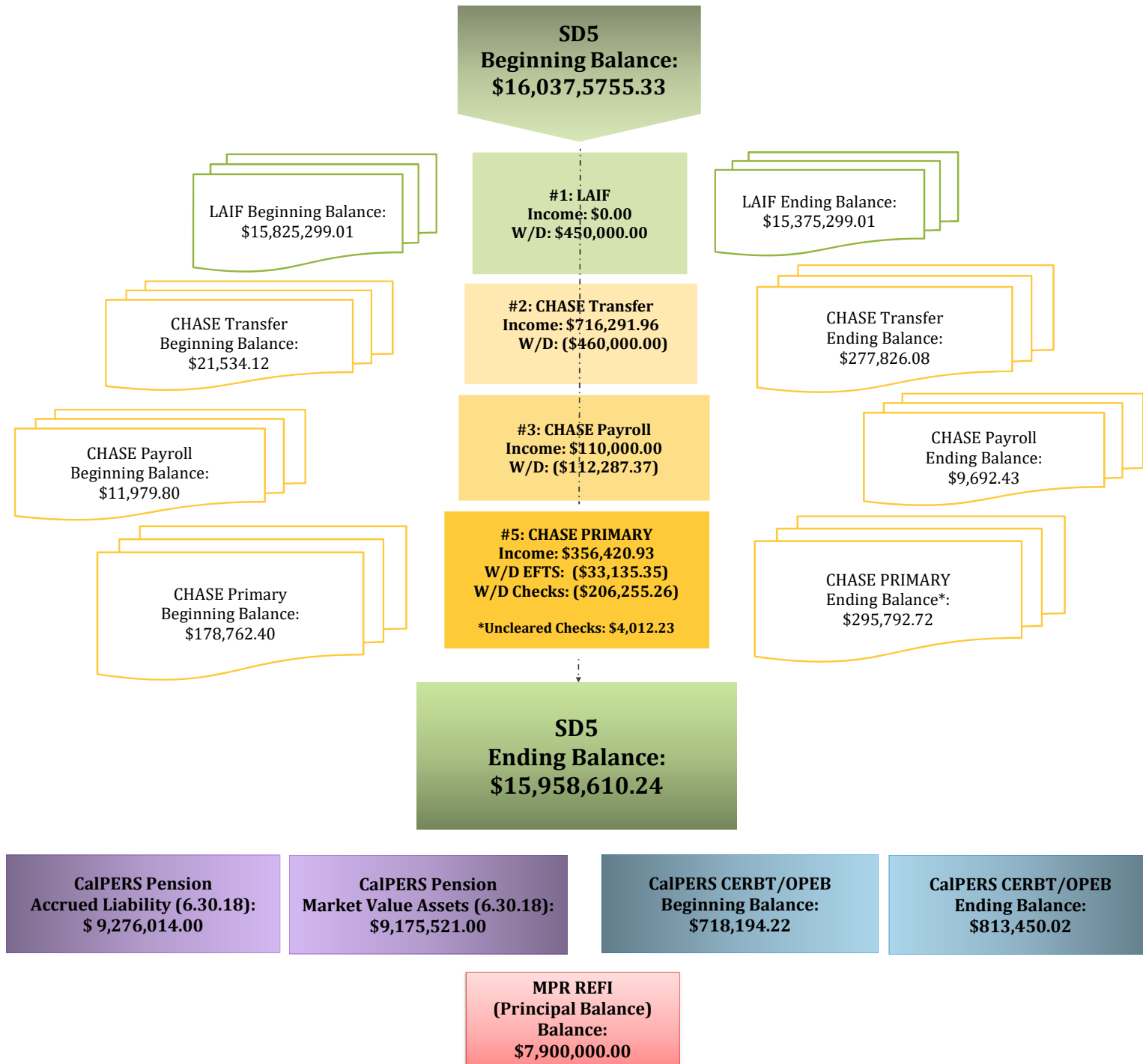
# CASH FLOW CHART

SANITARY DISTRICT NO. 5 OF MARIN COUNTY: July 2020



# CASH FLOW CHART

SANITARY DISTRICT NO. 5 OF MARIN COUNTY: June 2020



JUL 13, 2020

SANITARY DISTRICT NO 5 - 0400-2116  
PO BOX 227  
BELVEDERE TIBURON, CA 94920

CHECK DATE : 07/15/2020 WEEK 29  
PERIOD BEGIN : 07/01/2020  
PERIOD END : 07/15/2020

Dear Paychex Preview Client,

Enclosed are your payroll reports and checks. Please verify that all information is accurate and correct. If there are any questions or concerns, please contact us immediately.

If you have tax deposits due, ensure the deposits are initiated at least one banking day prior to the due date to avoid penalties. We will assume that these deposits were made on the due dates and they will be reflected on your returns accordingly.

This is a summary of your payroll transactions of the check date of 07/15/2020. It does not reflect miscellaneous administrative charges. Please refer to your Paychex Human Resource Services invoice(s) for any additional cash required for this check date.

**PAYROLL TOTALS**

|   |                   |  |           |
|---|-------------------|--|-----------|
| DIRECT DEPOSIT DEBITED FROM YOUR ACCOUNT              | 35055.11          |  |           |
| READYCHEX DEBITED FROM YOUR ACCOUNT                   | 0.00              | NUMBER OF PAYROLL CHECKS                             | 17        |
| <b>TOTAL NET PAYROLL</b>                              | <b>35055.11</b>   |  |           |
| BILLING PAYMENT                                       | 247.85 X          | Withdrawal made by PAYCHEX INC. on above check date. |           |
| AMOUNT DEBITED FROM TAX ACCOUNT                       | 18376.26          |  |           |
| TOTAL TAX LIABILITY DUE BY CLIENT                     | 0.00              |  |           |
| <b>TOTAL TAX LIABILITY</b>                            | <b>18376.26 X</b> | <b>NUMBER OF CHECKS PRINTED</b>                      | <b>17</b> |
| <b>ADJUSTMENTS TO TAX LIABILITY</b>                   |                   |  |           |
| <b>TOTAL ADJUSTMENTS</b>                              | -0.00             |  |           |
| <b>TOTAL NET PAYROLL, TAX LIABILITY, AND SERVICES</b> | <b>53431.37</b>   |  |           |
| <b>TOTAL COST OF PAYROLL</b>                          | <b>53679.22</b>   | <b>NUMBER OF MANUAL/VOID TRANSACTIONS</b>            | <b>0</b>  |

**Important: If you filed Form 7200, Advance Payment of Employer Credits Due to COVID-19, please notify your Paychex representative so that credits are accurately reported on Form 941.**

**TAX DEPOSITS DUE**

*du  
TN  
7/15/20*

| TAX AGENCY | TAXPAY   | NON-TAXPAY | DUE DATE   |  |
|------------|----------|------------|------------|--|
| FEDERAL    | 15498.90 |            | 07/22/2020 | Deposit made by PAYCHEX INC. on your behalf. |
| STATE - CA | 2877.36  |            | 07/22/2020 | Deposit made by PAYCHEX INC. on your behalf. |

JUL 29, 2020

SANITARY DISTRICT NO 5 - 0400-2116  
PO BOX 227  
BELVEDERE TIBURON, CA 94920

CHECK DATE : 07/31/2020 WEEK 31  
PERIOD BEGIN : 07/16/2020  
PERIOD END : 07/31/2020

*dk  
m*

Dear Paychex Preview Client,

Enclosed are your payroll reports and checks. Please verify that all information is accurate and correct. If there are any questions or concerns, please contact us immediately.

If you have tax deposits due, ensure the deposits are initiated at least one banking day prior to the due date to avoid penalties. We will assume that these deposits were made on the due dates and they will be reflected on your returns accordingly.

This is a summary of your payroll transactions of the check date of 07/31/2020. It does not reflect miscellaneous administrative charges. Please refer to your Paychex Human Resource Services invoice(s) for any additional cash required for this check date.

**PAYROLL TOTALS**

|   |                     |  |           |
|---|---------------------|--|-----------|
| DIRECT DEPOSIT DEBITED FROM YOUR ACCOUNT              | 44200.45            |  |           |
| READYCHEX DEBITED FROM YOUR ACCOUNT                   | 0.00                | NUMBER OF PAYROLL CHECKS                                 | 16        |
| <b>TOTAL NET PAYROLL</b>                              | <b>44200.45</b>     |  |           |
| <br>BILLING PAYMENT                                   | <br>239.15 ✓        | <br>Withdrawal made by PAYCHEX INC. on above check date. |           |
|   |                     | <i>* SEE NEXT PAGE FOR MORE INFO</i>                     |           |
| <br>AMOUNT DEBITED FROM TAX ACCOUNT                   | <br>21763.83        |  |           |
| TOTAL TAX LIABILITY DUE BY CLIENT                     | 0.00                |  |           |
| <b>TOTAL TAX LIABILITY</b>                            | <b>21763.83 ✓</b>   | <b>NUMBER OF CHECKS PRINTED</b>                          | <b>16</b> |
| <br><b>ADJUSTMENTS TO TAX LIABILITY</b>               |                     |  |           |
| <b>TOTAL ADJUSTMENTS</b>                              | <b>-0.00</b>        |  |           |
| <b>TOTAL NET PAYROLL, TAX LIABILITY, AND SERVICES</b> | <b>65964.28</b>     |  |           |
| <b>TOTAL COST OF PAYROLL</b>                          | <b>66203.43</b> (P) | <b>NUMBER OF MANUAL/VOID TRANSACTIONS</b>                | <b>0</b>  |

Important: If you filed Form 7200, Advance Payment of Employer Credits Due to COVID-19, please notify your Paychex representative so that credits are accurately reported on Form 941.

**TAX DEPOSITS DUE**

| TAX AGENCY | TAXPAY   | NON-TAXPAY | DUE DATE  |
|------------|----------|------------|---|
| FEDERAL    | 18085.23 |            | 08/05/2020 Deposit made by PAYCHEX INC. on your behalf. |
| STATE - CA | 3678.60  |            | 08/05/2020 Deposit made by PAYCHEX INC. on your behalf. |

1:32 PM  
08/12/20

**Sanitary Distr. No.5 of Marin Co.**  
**Balance Sheet**  
**As of 7.31.2020, per Year-End Adjustments**

|   | Jul 31, 20                  | Jun 30, 20                  | \$ Change                 |
|---|-----------------------------|-----------------------------|---------------------------|
| <b>ASSETS</b>                               |                             |                             |                           |
| <b>Current Assets</b>                       |                             |                             |                           |
| <b>Checking/Savings</b>                     |                             |                             |                           |
| <b>Local Agency Investment Fund</b>         |                             |                             |                           |
| <b>Belvedere</b>                            |                             |                             |                           |
| Belvedere Operating                         | 3,752,610.98                | 3,822,206.49                | -69,595.51                |
| Belvedere Operating Reserve                 | 516,923.05                  | 400,923.05                  | 116,000.00                |
| Belvedere Capital & CIP Reserve             | 3,040,707.10                | 3,035,595.10                | 5,112.00                  |
| Belvedere PERS Retirement Trust             | 366,215.00                  | 254,615.00                  | 111,600.00                |
| Belvedere Disaster Recovery Fnd             | 356,250.00                  | 356,250.00                  | 0.00                      |
| <b>Total Belvedere</b>                      | <b>8,032,706.13</b>         | <b>7,869,589.64</b>         | <b>163,116.49</b>         |
| <b>Tiburon</b>                              |                             |                             |                           |
| Tiburon Operating                           | 1,150,454.85                | 1,987,251.90                | -836,797.05               |
| Tiburon Operating Reserve                   | 683,930.00                  | 548,730.00                  | 135,200.00                |
| Tiburon Capital & CIP Reserve               | 3,865,887.47                | 3,865,887.47                | 0.00                      |
| Tiburon PERS Retirement Trust               | 661,740.00                  | 460,090.00                  | 201,650.00                |
| Tiburon Disaster Recovery Fund              | 643,750.00                  | 643,750.00                  | 0.00                      |
| <b>Total Tiburon</b>                        | <b>7,005,762.32</b>         | <b>7,505,709.37</b>         | <b>-499,947.05</b>        |
| <b>Local Agency Investment Fund - Other</b> | <b>176,000.00</b>           | <b>0.00</b>                 | <b>176,000.00</b>         |
| <b>Total Local Agency Investment Fund</b>   | <b>15,214,468.45</b>        | <b>15,375,299.01</b>        | <b>-160,830.56</b>        |
| <b>JP Morgan Chase - Primary 7399</b>       | <b>61,161.00</b>            | <b>352,720.65</b>           | <b>-291,559.65</b>        |
| <b>JP Morgan Chase - Payroll 7506</b>       | <b>3,789.04</b>             | <b>8,003.92</b>             | <b>-4,214.88</b>          |
| <b>JP Morgan Chase - Transfer 7522</b>      | <b>125,967.21</b>           | <b>277,826.08</b>           | <b>-151,858.87</b>        |
| <b>Total Checking/Savings</b>               | <b>15,405,385.70</b>        | <b>16,013,849.66</b>        | <b>-608,463.96</b>        |
| <b>Accounts Receivable</b>                  |                             |                             |                           |
| Accounts Receivable                         | 77,415.27                   | 167,740.52                  | -90,325.25                |
| <b>Total Accounts Receivable</b>            | <b>77,415.27</b>            | <b>167,740.52</b>           | <b>-90,325.25</b>         |
| <b>Other Current Assets</b>                 |                             |                             |                           |
| Prepaid Expense                             | 0.00                        | 34,520.95                   | -34,520.95                |
| Petty Cash                                  | 881.92                      | 881.92                      | 0.00                      |
| 1499 · Undeposited Funds                    | 31,451.03                   | 16,786.35                   | 14,664.68                 |
| <b>Total Other Current Assets</b>           | <b>32,332.95</b>            | <b>52,189.22</b>            | <b>-19,856.27</b>         |
| <b>Total Current Assets</b>                 | <b>15,515,133.92</b>        | <b>16,233,779.40</b>        | <b>-718,645.48</b>        |
| <b>Fixed Assets</b>                         |                             |                             |                           |
| Fixed Assets                                | 19,139,903.31               | 19,139,903.31               | 0.00                      |
| <b>TOTAL ASSETS</b>                         | <b><u>34,655,037.23</u></b> | <b><u>35,373,682.71</u></b> | <b><u>-718,645.48</u></b> |
| <b>LIABILITIES &amp; EQUITY</b>             |                             |                             |                           |
| <b>Liabilities</b>                          |                             |                             |                           |
| <b>Current Liabilities</b>                  |                             |                             |                           |
| <b>Accounts Payable</b>                     |                             |                             |                           |
| 2000 · Accounts Payable                     | 0.00                        | 540,397.98                  | -540,397.98               |
| <b>Total Accounts Payable</b>               | <b>0.00</b>                 | <b>540,397.98</b>           | <b>-540,397.98</b>        |
| <b>Other Current Liabilities</b>            |                             |                             |                           |
| Compensated Absences Current                | 135,674.95                  | 135,674.95                  | 0.00                      |
| MPR Rev Bond Interest Payable               | -83,837.50                  | -83,837.50                  | 0.00                      |
| <b>Total Other Current Liabilities</b>      | <b>51,837.45</b>            | <b>51,837.45</b>            | <b>0.00</b>               |
| <b>Total Current Liabilities</b>            | <b>51,837.45</b>            | <b>592,235.43</b>           | <b>-540,397.98</b>        |
| <b>Long Term Liabilities</b>                |                             |                             |                           |
| 2061 · OPEB Related Liability               | 853,649.00                  | 853,649.00                  | 0.00                      |
| Pension-related Liabilities                 | -475,963.00                 | -475,963.00                 | 0.00                      |
| MPR Revenue Bonds Payable                   | 7,205,000.00                | 7,205,000.00                | 0.00                      |
| MPR Rev Bond Premiums Payable               | 808,840.68                  | 808,840.68                  | 0.00                      |
| <b>Total Long Term Liabilities</b>          | <b>8,391,526.68</b>         | <b>8,391,526.68</b>         | <b>0.00</b>               |
| <b>Total Liabilities</b>                    | <b>8,443,364.13</b>         | <b>8,983,762.11</b>         | <b>-540,397.98</b>        |
| <b>Equity</b>                               |                             |                             |                           |
| 3000 · Closing Entries                      | 637,675.00                  | 637,675.00                  | 0.00                      |
| 3900 · Net Assets                           | 25,752,245.60               | 24,974,038.73               | 778,206.87                |
| Net Income                                  | -178,247.50                 | 778,206.87                  | -956,454.37               |
| <b>Total Equity</b>                         | <b>26,211,673.10</b>        | <b>26,389,920.60</b>        | <b>-178,247.50</b>        |
| <b>TOTAL LIABILITIES &amp; EQUITY</b>       | <b><u>34,655,037.23</u></b> | <b><u>35,373,682.71</u></b> | <b><u>-718,645.48</u></b> |

**Sanitary Distr. No.5 of Marin Co.**  
**Annual Budget vs Actual Expenses**  
As of 7.31.2020, per Year-End Adjustments

|  | Jul 20    | Budget       | \$ Over Budget | % of Bu... |
|--|-----------|--------------|----------------|------------|
| <b>Ordinary Income/Expense</b>                         |           |              |                |            |
| <b>Income</b>  |           |              |                |            |
| <b>5000 · Property Taxes</b>                           |           |              |                |            |
| 5001.2 · TEETER  | 0.00      | 700,000.00   | -700,000.00    | 0.0%       |
| 5002 · UNSEC   | 0.00      | 13,000.00    | -13,000.00     | 0.0%       |
| 5003 · PUNS / PRIOR UNSECURED                          | 0.00      | 0.00         | 0.00           | 0.0%       |
| 5004 · REDEMPTION / RDMPT                              | 0.00      | 500.00       | -500.00        | 0.0%       |
| 5006 · SPLU  | 0.00      | 100.00       | -100.00        | 0.0%       |
| 5041 · SUPSEC  | 0.00      | 15,000.00    | -15,000.00     | 0.0%       |
| 5043 · SECU  | 0.00      | 0.00         | 0.00           | 0.0%       |
| 5046 · Excess ERAF                                     | 0.00      | 250,000.00   | -250,000.00    | 0.0%       |
| 5280 · HOPTR   | 0.00      | 3,333.00     | -3,333.00      | 0.0%       |
| 5483 · Other tax                                       | 0.00      |              |                |            |
| <b>Total 5000 · Property Taxes</b>                     | 0.00      | 981,933.00   | -981,933.00    | 0.0%       |
| <b>5007 · Sewer Service Charge</b>                     |           |              |                |            |
| 5007.1 · Sewer Service - Tiburon Ops                   | 0.00      | 2,523,700.00 | -2,523,700.00  | 0.0%       |
| 5007.5 · Sewer Service - Tiburon Cap                   | 0.00      | 121,313.00   | -121,313.00    | 0.0%       |
| 5007.2 · Sewer Service-Belv Ops                        | 0.00      | 1,400,843.00 | -1,400,843.00  | 0.0%       |
| 5007.3 · Sewer Service-Belv Cap                        | 0.00      | 914,600.00   | -914,600.00    | 0.0%       |
| 5007.4 · Other User Fees                               | 0.00      | 24,826.00    | -24,826.00     | 0.0%       |
| <b>Total 5007 · Sewer Service Charge</b>               | 0.00      | 4,985,282.00 | -4,985,282.00  | 0.0%       |
| <b>5201 · Interest</b>                                 |           |              |                |            |
| 5201.2 · Interest LAIF                                 | 0.00      | 156,402.00   | -156,402.00    | 0.0%       |
| <b>Total 5201 · Interest</b>                           | 0.00      | 156,402.00   | -156,402.00    | 0.0%       |
| <b>5900.3 · Connection Fees</b>                        |           |              |                |            |
| 5900.30 · Connection Permit Fees                       | 200.00    | 11,062.00    | -10,862.00     | 1.8%       |
| 5900.31 · Collection                                   | 8,916.00  | 100,000.00   | -91,084.00     | 8.9%       |
| 5900.34 · Treatment                                    | 6,420.00  | 100,000.00   | -93,580.00     | 6.4%       |
| <b>Total 5900.3 · Connection Fees</b>                  | 15,536.00 | 211,062.00   | -195,526.00    | 7.4%       |
| <b>5900.4 · Inspection Permit Fees</b>                 | 100.00    | 11,062.00    | -10,962.00     | 0.9%       |
| <b>5900.5 · SASM Expense Reimb.</b>                    | 0.00      | 101,680.00   | -101,680.00    | 0.0%       |
| <b>5900.9 · Other Income</b>                           | 0.00      | 100.00       | -100.00        | 0.0%       |
| <b>5900.10 · Paradise Sewer Line Ext. Fees</b>         | 0.00      | 13,806.00    | -13,806.00     | 0.0%       |
| <b>Total Income</b>                                    | 15,636.00 | 6,461,327.00 | -6,445,691.00  | 0.2%       |
| <b>Gross Profit</b>                                    | 15,636.00 | 6,461,327.00 | -6,445,691.00  | 0.2%       |
| <b>Expense</b>   |           |              |                |            |
| <b>6000 · Administrative Expenses</b>                  |           |              |                |            |
| 6001 · Advertising                                     | 0.00      | 1,000.00     | -1,000.00      | 0.0%       |
| 6008 · Audit & Accounting                              | 0.00      | 35,000.00    | -35,000.00     | 0.0%       |
| 6017 · Consulting Fees                                 | 0.00      | 200,000.00   | -200,000.00    | 0.0%       |
| 6018 · Travel & Meetings                               |           |              |                |            |
| 6018.1 · Meetings & Travel                             | 0.00      | 7,000.00     | -7,000.00      | 0.0%       |
| 6018.2 · Standby Mileage Expense Reimb                 | 0.00      | 8,000.00     | -8,000.00      | 0.0%       |
| <b>Total 6018 · Travel &amp; Meetings</b>              | 0.00      | 15,000.00    | -15,000.00     | 0.0%       |
| <b>6020 · Continuing Education</b>                     | 0.00      | 10,000.00    | -10,000.00     | 0.0%       |
| <b>6021 · County Fees</b>                              | 4,145.48  | 16,500.00    | -12,354.52     | 25.1%      |
| <b>6024 · Director Fees</b>                            | 0.00      | 9,000.00     | -9,000.00      | 0.0%       |
| <b>6025 · Dues &amp; Subscriptions</b>                 | 6,692.83  | 34,000.00    | -27,307.17     | 19.7%      |
| <b>6026 · Elections</b>                                | 0.00      | 9,000.00     | -9,000.00      | 0.0%       |
| <b>6033 · Insurance Property &amp; Liability</b>       |           |              |                |            |
| 6033.1 · PLP Public Entity Phys Damage                 | 0.00      | 23,301.00    | -23,301.00     | 0.0%       |
| 6033.2 · General Liability                             | 0.00      | 43,291.00    | -43,291.00     | 0.0%       |
| 6033.3 · Physical Property Damage - Auto               | 3,766.00  | 1,435.00     | 2,331.00       | 262.4%     |
| <b>Total 6033 · Insurance Property &amp; Liability</b> | 3,766.00  | 68,027.00    | -64,261.00     | 5.5%       |

## Sanitary Distr. No.5 of Marin Co. Annual Budget vs Actual Expenses As of 7.31.2020, per Year-End Adjustments

|  | Jul 20           | Budget            | \$ Over Budget     | % of Bu...   |
|--|------------------|-------------------|--------------------|--------------|
| 6039 · Legal                                       | 0.00             | 50,000.00         | -50,000.00         | 0.0%         |
| 6047 · Office Supplies                             | -210.17          | 13,000.00         | -13,210.17         | -1.6%        |
| 6056 · Postage                                     | 0.00             | 1,000.00          | -1,000.00          | 0.0%         |
| 6059 · Pollution Prevention/Public Edu             | 0.00             | 5,000.00          | -5,000.00          | 0.0%         |
| 6065 · Miscellaneous Expense                       | 150.00           |                   |                    |              |
| <b>Total 6000 · Administrative Expenses</b>        | <b>14,544.14</b> | <b>466,527.00</b> | <b>-451,982.86</b> | <b>3.1%</b>  |
| <b>7000 · Ops &amp; Maintenance Expenses</b>       |                  |                   |                    |              |
| 7010 · Pumps & Lines Maintenance                   |                  |                   |                    |              |
| 7011 · Pumps & Lines Maintenance                   | -1,200.00        | 50,000.00         | -51,200.00         | -2.4%        |
| 7013 · Emergency Line Repair                       | 0.00             | 50,000.00         | -50,000.00         | 0.0%         |
| <b>Total 7010 · Pumps &amp; Lines Maintenance</b>  | <b>-1,200.00</b> | <b>100,000.00</b> | <b>-101,200.00</b> | <b>-1.2%</b> |
| 7020 · Main Plant Maintenance                      |                  |                   |                    |              |
| 7021 · Plant Maintenance Supplies                  | 0.00             | 15,000.00         | -15,000.00         | 0.0%         |
| 7022 · Plant Maint. Parts & Service                | 0.00             | 100,000.00        | -100,000.00        | 0.0%         |
| 7023 · Janitorial Supplies & Service               | 234.60           | 9,000.00          | -8,765.40          | 2.6%         |
| 7024 · Main Plant Chemicals                        | -8,796.19        | 105,000.00        | -113,796.19        | -8.4%        |
| 7025 · Lab Supplies & Chemicals                    | 0.00             | 15,000.00         | -15,000.00         | 0.0%         |
| 7027 · Electrical & Instrument                     | 0.00             | 5,000.00          | -5,000.00          | 0.0%         |
| 7028 · Grounds Maintenance                         | 279.36           | 5,000.00          | -4,720.64          | 5.6%         |
| 7029 · Main Plant Sludge Disposal                  | 0.00             | 40,000.00         | -40,000.00         | 0.0%         |
| <b>Total 7020 · Main Plant Maintenance</b>         | <b>-8,282.23</b> | <b>294,000.00</b> | <b>-302,282.23</b> | <b>-2.8%</b> |
| 7040 · Paradise Cove Plant Maint                   |                  |                   |                    |              |
| 7041 · Paradise Parts & Service                    | 0.00             | 10,000.00         | -10,000.00         | 0.0%         |
| 7042 · Paradise Supplies & Chemicals               | 0.00             | 5,000.00          | -5,000.00          | 0.0%         |
| 7043 · Paradise Sludge Disposal                    | 0.00             |                   |                    |              |
| <b>Total 7040 · Paradise Cove Plant Maint</b>      | <b>0.00</b>      | <b>15,000.00</b>  | <b>-15,000.00</b>  | <b>0.0%</b>  |
| 7050 · Monitoring                                  |                  |                   |                    |              |
| 7051 · Main Plant Lab Monitoring                   | 0.00             | 50,000.00         | -50,000.00         | 0.0%         |
| 7052 · Paradise Cove Monitoring                    | 0.00             | 15,000.00         | -15,000.00         | 0.0%         |
| <b>Total 7050 · Monitoring</b>                     | <b>0.00</b>      | <b>65,000.00</b>  | <b>-65,000.00</b>  | <b>0.0%</b>  |
| 7060 · Permits/Fees                                |                  |                   |                    |              |
| 7061 · Main Plant NPDES Renewal                    | 0.00             |                   |                    |              |
| 7062 · Permits/Fees - General                      | 18,252.75        | 41,000.00         | -22,747.25         | 44.5%        |
| 7063 · Paradise Cove Permits/Fees                  | 572.29           | 8,000.00          | -7,427.71          | 7.2%         |
| 7064 · Paradise Cove NPDES Renewal                 | 0.00             | 40,000.00         | -40,000.00         | 0.0%         |
| <b>Total 7060 · Permits/Fees</b>                   | <b>18,825.04</b> | <b>89,000.00</b>  | <b>-70,174.96</b>  | <b>21.2%</b> |
| 7070 · Truck Maintenance                           |                  |                   |                    |              |
| 7071 · Fuel  | 0.00             | 8,000.00          | -8,000.00          | 0.0%         |
| 7072 · Truck Maintenance                           | 0.00             | 8,000.00          | -8,000.00          | 0.0%         |
| <b>Total 7070 · Truck Maintenance</b>              | <b>0.00</b>      | <b>16,000.00</b>  | <b>-16,000.00</b>  | <b>0.0%</b>  |
| <b>Total 7000 · Ops &amp; Maintenance Expenses</b> | <b>9,342.81</b>  | <b>579,000.00</b> | <b>-569,657.19</b> | <b>1.6%</b>  |
| <b>8000 · Salaries and Benefits Expenses</b>       |                  |                   |                    |              |
| 8001 · Salaries                                    | 90,742.88        | 1,143,549.00      | -1,052,806.12      | 7.9%         |
| 8003 · Overtime                                    | 7,914.30         | 100,000.00        | -92,085.70         | 7.9%         |
| 8004 · Standby Pay                                 | 5,308.48         | 72,450.00         | -67,141.52         | 7.3%         |
| 8005 · Employee Incentives                         | 5,000.00         | 45,000.00         | -40,000.00         | 11.1%        |
| 8006 · Vacation Buyout                             | 4,419.12         | 25,000.00         | -20,580.88         | 17.7%        |
| 8013 · Payroll Taxes                               | 8,376.19         | 98,212.00         | -89,835.81         | 8.5%         |
| 8015 · Payroll/Bank Fees                           | 486.99           | 5,500.00          | -5,013.01          | 8.9%         |
| 8016 · Car Allowance                               | 6,000.00         | 6,000.00          | 0.00               | 100.0%       |
| 8019 · PERS Retirement                             |                  |                   |                    |              |
| 8019.05 · PERS Retirement                          | -4,127.02        | 253,061.00        | -257,188.02        | -1.6%        |
| 8019.08 · PERS Retirement - CalPERS UAL            | 0.00             | 20,000.00         | -20,000.00         | 0.0%         |
| 8019.10 · PERS Retirement Trust                    | 0.00             | 313,250.00        | -313,250.00        | 0.0%         |
| <b>Total 8019 · PERS Retirement</b>                | <b>-4,127.02</b> | <b>586,311.00</b> | <b>-590,438.02</b> | <b>-0.7%</b> |



**Sanitary Distr. No.5 of Marin Co.**  
**Annual Budget vs Actual Expenses**  
As of 7.31.2020, per Year-End Adjustments

|  | Jul 20             | Budget              | \$ Over Budget       | % of Bu...   |
|--|--------------------|---------------------|----------------------|--------------|
| <b>8020 · Employee Health</b>                      |                    |                     |                      |              |
| 8020.05 · Employee Health                          | 17,871.37          | 200,653.00          | -182,781.63          | 8.9%         |
| 8021 · Employee Health Deductions                  | -248.16            |                     |                      |              |
| <b>Total 8020 · Employee Health</b>                | <b>17,623.21</b>   | <b>200,653.00</b>   | <b>-183,029.79</b>   | <b>8.8%</b>  |
| <b>8022 · Retiree Health</b>                       |                    |                     |                      |              |
| 8022.05 · Retiree Health                           | 846.85             | 80,994.00           | -80,147.15           | 1.0%         |
| 8022.10 · CERBT/OPEB Annual Arc Contribtn          | 0.00               | 72,400.00           | -72,400.00           | 0.0%         |
| <b>Total 8022 · Retiree Health</b>                 | <b>846.85</b>      | <b>153,394.00</b>   | <b>-152,547.15</b>   | <b>0.6%</b>  |
| <b>8023 · Workers Comp Insurance</b>               | <b>0.00</b>        | <b>50,250.00</b>    | <b>-50,250.00</b>    | <b>0.0%</b>  |
| <b>Total 8000 · Salaries and Benefits Expenses</b> | <b>142,591.00</b>  | <b>2,486,319.00</b> | <b>-2,343,728.00</b> | <b>5.7%</b>  |
| <b>8500 · Other Operating Expenses</b>             |                    |                     |                      |              |
| 8510 · Data/Alarms/IT Supp & Licensing             | 12,601.34          | 80,000.00           | -67,398.66           | 15.8%        |
| 8515 · Safety                                      | 350.01             | 20,000.00           | -19,649.99           | 1.8%         |
| 8520 · Personal Protection/Safety Wear             | 0.00               | 15,000.00           | -15,000.00           | 0.0%         |
| 8530 · Telephone                                   |                    |                     |                      |              |
| 8531 · Main Plant Telephones                       | 453.85             | 11,000.00           | -10,546.15           | 4.1%         |
| 8532 · Paradise Cove Telephones                    | 12.06              | 4,000.00            | -3,987.94            | 0.3%         |
| 8533 · Pumps & Lines Telephones                    | 0.00               | 7,000.00            | -7,000.00            | 0.0%         |
| <b>Total 8530 · Telephone</b>                      | <b>465.91</b>      | <b>22,000.00</b>    | <b>-21,534.09</b>    | <b>2.1%</b>  |
| 8540 · Utilities                                   |                    |                     |                      |              |
| 8541 · Water                                       | 0.00               | 5,000.00            | -5,000.00            | 0.0%         |
| 8542 · Main Plant Utilities                        | 0.00               | 180,000.00          | -180,000.00          | 0.0%         |
| 8543 · Paradise Cove Utilities                     | 0.00               | 13,500.00           | -13,500.00           | 0.0%         |
| 8544 · Pump Station Utilities                      | 0.00               | 35,000.00           | -35,000.00           | 0.0%         |
| <b>Total 8540 · Utilities</b>                      | <b>0.00</b>        | <b>233,500.00</b>   | <b>-233,500.00</b>   | <b>0.0%</b>  |
| <b>Total 8500 · Other Operating Expenses</b>       | <b>13,417.26</b>   | <b>370,500.00</b>   | <b>-357,082.74</b>   | <b>3.6%</b>  |
| <b>Total Expense</b>                               | <b>179,895.21</b>  | <b>3,902,346.00</b> | <b>-3,722,450.79</b> | <b>4.6%</b>  |
| <b>Net Ordinary Income</b>                         | <b>-164,259.21</b> | <b>2,558,981.00</b> | <b>-2,723,240.21</b> | <b>-6.4%</b> |
| <b>Other Income/Expense</b>                        |                    |                     |                      |              |
| <b>Other Expense</b>                               |                    |                     |                      |              |
| <b>9100 · Capital Expenditures</b>                 |                    |                     |                      |              |
| <b>9200 · Main Plant Equipment Capital</b>         |                    |                     |                      |              |
| 9209 · Screw Press Blend Redundancy                | 0.00               | 15,000.00           | -15,000.00           | 0.0%         |
| 9212 · Headworks Grinder Replacement               | 0.00               | 15,000.00           | -15,000.00           | 0.0%         |
| 9218 · Generator Control Panel                     | 0.00               | 35,000.00           | -35,000.00           | 0.0%         |
| 9219 · C12 Flash Mixer                             | 0.00               | 15,000.00           | -15,000.00           | 0.0%         |
| 9220 · M.P. Office + Bath Flooring                 | 0.00               | 15,000.00           | -15,000.00           | 0.0%         |
| 9221 · Portable Fuel Storage Tank                  | 0.00               | 15,000.00           | -15,000.00           | 0.0%         |
| <b>Total 9200 · Main Plant Equipment Capital</b>   | <b>0.00</b>        | <b>110,000.00</b>   | <b>-110,000.00</b>   | <b>0.0%</b>  |
| <b>9300 · Pumps &amp; Lines Capital</b>            |                    |                     |                      |              |
| 9306 · PS Pump & Valve Replacements                | 0.00               | 50,000.00           | -50,000.00           | 0.0%         |
| 9311 · Cove Rd Force Main Project                  |                    |                     |                      |              |
| 9311.2 · Cove Rd FM - Const, Ph I                  | 0.00               | 1,200,000.00        | -1,200,000.00        | 0.0%         |
| <b>Total 9311 · Cove Rd Force Main Project</b>     | <b>0.00</b>        | <b>1,200,000.00</b> | <b>-1,200,000.00</b> | <b>0.0%</b>  |
| 9312 · Force Main Rehab - Mltpl Sites              | 0.00               | 700,000.00          | -700,000.00          | 0.0%         |
| 9313 · Manholes/Rodholes                           | 0.00               | 70,000.00           | -70,000.00           | 0.0%         |
| 9314 · Portable Emergency Generators               | 0.00               | 75,000.00           | -75,000.00           | 0.0%         |
| 9227.8 · Rodder/Vactor Truck                       | 0.00               |                     |                      |              |
| <b>Total 9300 · Pumps &amp; Lines Capital</b>      | <b>0.00</b>        | <b>2,095,000.00</b> | <b>-2,095,000.00</b> | <b>0.0%</b>  |
| <b>9400 · Paradise Cove Capital</b>                |                    |                     |                      |              |
| 9401 · P.C. Sewer Line Rehab Prog                  | 0.00               | 500,000.00          | -500,000.00          | 0.0%         |
| 9404 · P.C. Infl WWI Access Replcmnt               | 0.00               |                     |                      |              |
| 9406 · P.C. Plant Grating Replacement              | 0.00               | 20,000.00           | -20,000.00           | 0.0%         |
| 9415 · P.C. Paint @ Treatment Plant                | 0.00               |                     |                      |              |
| <b>Total 9400 · Paradise Cove Capital</b>          | <b>0.00</b>        | <b>520,000.00</b>   | <b>-520,000.00</b>   | <b>0.0%</b>  |

**Sanitary Distr. No.5 of Marin Co.**  
**Annual Budget vs Actual Expenses**  
As of 7.31.2020, per Year-End Adjustments

|  | Jul 20                    | Budget                      | \$ Over Budget           | % of Bu...          |
|--|---------------------------|-----------------------------|--------------------------|---------------------|
| <b>9500 · Undesignated Capital</b>             |                           |                             |                          |                     |
| 9510 · Undesignated Cap - M.P.                 | 0.00                      | 25,000.00                   | -25,000.00               | 0.0%                |
| 9520 · Undesignated Cap - P.C. Plant           | 0.00                      | 10,000.00                   | -10,000.00               | 0.0%                |
| 9530 · Undesignated Cap - P & L                | 0.00                      | 50,000.00                   | -50,000.00               | 0.0%                |
| <b>Total 9500 · Undesignated Capital</b>       | <b>0.00</b>               | <b>85,000.00</b>            | <b>-85,000.00</b>        | <b>0.0%</b>         |
| <b>Total 9100 · Capital Expenditures</b>       | <b>0.00</b>               | <b>2,810,000.00</b>         | <b>-2,810,000.00</b>     | <b>0.0%</b>         |
| <b>9700 · Debt Service</b>                     |                           |                             |                          |                     |
| 9730 · Debt Service - MPR Project              |                           |                             |                          |                     |
| 9734 · MPR Refi - Principal                    | 0.00                      | 660,000.00                  | -660,000.00              | 0.0%                |
| 9735 · MPR Refi - Interest                     | 0.00                      | 190,457.00                  | -190,457.00              | 0.0%                |
| <b>Total 9730 · Debt Service - MPR Project</b> | <b>0.00</b>               | <b>850,457.00</b>           | <b>-850,457.00</b>       | <b>0.0%</b>         |
| <b>Total 9700 · Debt Service</b>               | <b>0.00</b>               | <b>850,457.00</b>           | <b>-850,457.00</b>       | <b>0.0%</b>         |
| <b>Total Other Expense</b>                     | <b>0.00</b>               | <b>3,660,457.00</b>         | <b>-3,660,457.00</b>     | <b>0.0%</b>         |
| <b>Net Other Income</b>                        | <b>0.00</b>               | <b>-3,660,457.00</b>        | <b>3,660,457.00</b>      | <b>0.0%</b>         |
| <b>Net Income</b>                              | <b><u>-164,259.21</u></b> | <b><u>-1,101,476.00</u></b> | <b><u>937,216.79</u></b> | <b><u>14.9%</u></b> |

**Sanitary Distr. No.5 of Marin Co.**  
**Zone Report - Revised**  
**As of 7.31.2020, per Year-End Adjustments**

|  | Paradise ...<br>(Tiburon) | Tiburon - Oth...<br>(Tiburon) | Total Tiburon    | Belvedere       | TOTAL            |
|--|---------------------------|-------------------------------|------------------|-----------------|------------------|
| <b>Ordinary Income/Expense</b>                         |                           |                               |                  |                 |                  |
| <b>Income</b>  |                           |                               |                  |                 |                  |
| 5000 · Property Taxes                                  |                           |                               |                  |                 |                  |
| 5001.2 · TEETER  | 144.49                    | -144.49                       | 0.00             | 0.00            | 0.00             |
| 5004 · REDEMPTION / RDMPT                              | 0.18                      | -0.18                         | 0.00             | 0.00            | 0.00             |
| 5041 · SUPSEC  | 40.51                     | -40.51                        | 0.00             | 0.00            | 0.00             |
| 5483 · Other tax                                       | 0.37                      | -0.37                         | 0.00             | 0.00            | 0.00             |
| <b>Total 5000 · Property Taxes</b>                     | <b>185.55</b>             | <b>-185.55</b>                | <b>0.00</b>      | <b>0.00</b>     | <b>0.00</b>      |
| 5007 · Sewer Service Charge                            |                           |                               |                  |                 |                  |
| 5007.1 · Sewer Service - Tiburon Ops                   | 342.35                    | -342.35                       | 0.00             | 0.00            | 0.00             |
| 5007.5 · Sewer Service - Tiburon Cap                   | 32.21                     | -32.21                        | 0.00             | 0.00            | 0.00             |
| 5007.2 · Sewer Service-Belv Ops                        | 0.00                      | 0.00                          | 0.00             | 0.00            | 0.00             |
| 5007.3 · Sewer Service-Belv Cap                        | 0.00                      | 0.00                          | 0.00             | 0.00            | 0.00             |
| <b>Total 5007 · Sewer Service Charge</b>               | <b>374.56</b>             | <b>-374.56</b>                | <b>0.00</b>      | <b>0.00</b>     | <b>0.00</b>      |
| 5201 · Interest  |                           |                               |                  |                 |                  |
| 5201.2 · Interest LAIF                                 | 0.00                      | 0.00                          | 0.00             | 0.00            | 0.00             |
| <b>Total 5201 · Interest</b>                           | <b>0.00</b>               | <b>0.00</b>                   | <b>0.00</b>      | <b>0.00</b>     | <b>0.00</b>      |
| 5900.3 · Connection Fees                               |                           |                               |                  |                 |                  |
| 5900.30 · Connection Permit Fees                       | 0.00                      | 0.00                          | 0.00             | 100.00          | 100.00           |
| 5900.31 · Collection                                   | 0.00                      | 0.00                          | 0.00             | 2,972.00        | 2,972.00         |
| 5900.34 · Treatment                                    | 0.00                      | 0.00                          | 0.00             | 2,140.00        | 2,140.00         |
| <b>Total 5900.3 · Connection Fees</b>                  | <b>0.00</b>               | <b>0.00</b>                   | <b>0.00</b>      | <b>5,212.00</b> | <b>5,212.00</b>  |
| 5900.4 · Inspection Permit Fees                        | 0.00                      | 0.00                          | 0.00             | 100.00          | 100.00           |
| 5900.5 · SASM Expense Reimb.                           | 0.00                      | 0.00                          | 0.00             | 0.00            | 0.00             |
| 5900.9 · Other Income                                  | 0.00                      | 0.00                          | 0.00             | 0.00            | 0.00             |
| <b>Total Income</b>                                    | <b>560.11</b>             | <b>-560.11</b>                | <b>0.00</b>      | <b>5,312.00</b> | <b>5,312.00</b>  |
| <b>Gross Profit</b>                                    | <b>560.11</b>             | <b>-560.11</b>                | <b>0.00</b>      | <b>5,312.00</b> | <b>5,312.00</b>  |
| <b>Expense</b>   |                           |                               |                  |                 |                  |
| 6000 · Administrative Expenses                         |                           |                               |                  |                 |                  |
| 6001 · Advertising                                     | 0.00                      | 0.00                          | 0.00             | 0.00            | 0.00             |
| 6008 · Audit & Accounting                              | 0.00                      | 0.00                          | 0.00             | 0.00            | 0.00             |
| 6017 · Consulting Fees                                 | 0.00                      | 0.00                          | 0.00             | 0.00            | 0.00             |
| 6018 · Travel & Meetings                               |                           |                               |                  |                 |                  |
| 6018.1 · Meetings & Travel                             | 0.00                      | 0.00                          | 0.00             | 0.00            | 0.00             |
| 6018.2 · Standby Mileage Expense Reimb                 | 0.00                      | 0.00                          | 0.00             | 0.00            | 0.00             |
| 6018.3 · SASM Mileage Reimbursement                    | 0.00                      | 0.00                          | 0.00             | 0.00            | 0.00             |
| <b>Total 6018 · Travel &amp; Meetings</b>              | <b>0.00</b>               | <b>0.00</b>                   | <b>0.00</b>      | <b>0.00</b>     | <b>0.00</b>      |
| 6020 · Continuing Education                            | 0.00                      | 0.00                          | 0.00             | 0.00            | 0.00             |
| 6021 · County Fees                                     | 107.37                    | 2,547.81                      | 2,655.18         | 1,490.30        | 4,145.48         |
| 6024 · Director Fees                                   | 0.00                      | 0.00                          | 0.00             | 0.00            | 0.00             |
| 6025 · Dues & Subscriptions                            | 148.06                    | 4,142.70                      | 4,290.76         | 2,402.07        | 6,692.83         |
| 6033 · Insurance Property & Liability                  |                           |                               |                  |                 |                  |
| 6033.3 · Physical Property Damage - Auto               | 97.54                     | 2,314.58                      | 2,412.12         | 1,353.88        | 3,766.00         |
| <b>Total 6033 · Insurance Property &amp; Liability</b> | <b>97.54</b>              | <b>2,314.58</b>               | <b>2,412.12</b>  | <b>1,353.88</b> | <b>3,766.00</b>  |
| 6039 · Legal   | 0.00                      | 0.00                          | 0.00             | 0.00            | 0.00             |
| 6047 · Office Supplies                                 | -5.09                     | -129.50                       | -134.59          | -75.58          | -210.17          |
| 6056 · Postage   | 0.00                      | 0.00                          | 0.00             | 0.00            | 0.00             |
| 6065 · Miscellaneous Expense                           | 0.00                      | 150.00                        | 150.00           | 0.00            | 150.00           |
| <b>Total 6000 · Administrative Expenses</b>            | <b>347.88</b>             | <b>9,025.59</b>               | <b>9,373.47</b>  | <b>5,170.67</b> | <b>14,544.14</b> |
| 7000 · Ops & Maintenance Expenses                      |                           |                               |                  |                 |                  |
| 7010 · Pumps & Lines Maintenance                       |                           |                               |                  |                 |                  |
| 7011 · Pumps & Lines Maintenance                       | -1,650.00                 | 0.00                          | -1,650.00        | 450.00          | -1,200.00        |
| <b>Total 7010 · Pumps &amp; Lines Maintenance</b>      | <b>-1,650.00</b>          | <b>0.00</b>                   | <b>-1,650.00</b> | <b>450.00</b>   | <b>-1,200.00</b> |

**Sanitary Distr. No.5 of Marin Co.**  
**Zone Report - Revised**  
**As of 7.31.2020, per Year-End Adjustments**

|  | Paradise ...<br>(Tiburon) | Tiburon - Oth...<br>(Tiburon) | Total Tiburon | Belvedere | TOTAL      |
|--|---------------------------|-------------------------------|---------------|-----------|------------|
| <b>7020 · Main Plant Maintenance</b>               |                           |                               |               |           |            |
| 7021 · Plant Maintenance Supplies                  | 0.00                      | 0.00                          | 0.00          | 0.00      | 0.00       |
| 7022 · Plant Maint. Parts & Service                | 0.00                      | 0.00                          | 0.00          | 0.00      | 0.00       |
| 7023 · Janitorial Supplies & Service               | 0.00                      | 148.01                        | 148.01        | 86.59     | 234.60     |
| 7024 · Main Plant Chemicals                        | 0.00                      | -5,554.79                     | -5,554.79     | -3,241.40 | -8,796.19  |
| 7025 · Lab Supplies & Chemicals                    | 0.00                      | 0.00                          | 0.00          | 0.00      | 0.00       |
| 7026 · SASM Supplies & Chem                        | 0.00                      | 5,554.79                      | 5,554.79      | 3,241.40  | 8,796.19   |
| 7027 · Electrical & Instrument                     | 0.00                      | 0.00                          | 0.00          | 0.00      | 0.00       |
| 7028 · Grounds Maintenance                         | 0.00                      | 176.42                        | 176.42        | 102.94    | 279.36     |
| 7029 · Main Plant Sludge Disposal                  | 0.00                      | 0.00                          | 0.00          | 0.00      | 0.00       |
| <b>Total 7020 · Main Plant Maintenance</b>         | 0.00                      | 324.43                        | 324.43        | 189.53    | 513.96     |
| <b>7040 · Paradise Cove Plant Maint</b>            |                           |                               |               |           |            |
| 7041 · Paradise Parts & Service                    | 0.00                      | 0.00                          | 0.00          | 0.00      | 0.00       |
| 7042 · Paradise Supplies & Chemicals               | 0.00                      | 0.00                          | 0.00          | 0.00      | 0.00       |
| 7043 · Paradise Sludge Disposal                    | 0.00                      | 0.00                          | 0.00          | 0.00      | 0.00       |
| <b>Total 7040 · Paradise Cove Plant Maint</b>      | 0.00                      | 0.00                          | 0.00          | 0.00      | 0.00       |
| <b>7050 · Monitoring</b>                           |                           |                               |               |           |            |
| 7051 · Main Plant Lab Monitoring                   | 0.00                      | 0.00                          | 0.00          | 0.00      | 0.00       |
| 7052 · Paradise Cove Monitoring                    | 0.00                      | 0.00                          | 0.00          | 0.00      | 0.00       |
| <b>Total 7050 · Monitoring</b>                     | 0.00                      | 0.00                          | 0.00          | 0.00      | 0.00       |
| <b>7060 · Permits/Fees</b>                         |                           |                               |               |           |            |
| 7061 · Main Plant NPDES Renewal                    | 0.00                      | 0.00                          | 0.00          | 0.00      | 0.00       |
| 7062 · Permits/Fees - General                      | 0.00                      | 12,906.52                     | 12,906.52     | 5,346.23  | 18,252.75  |
| 7063 · Paradise Cove Permits/Fees                  | 572.29                    | 0.00                          | 572.29        | 0.00      | 572.29     |
| <b>Total 7060 · Permits/Fees</b>                   | 572.29                    | 12,906.52                     | 13,478.81     | 5,346.23  | 18,825.04  |
| <b>7070 · Truck Maintenance</b>                    |                           |                               |               |           |            |
| 7071 · Fuel  | 0.00                      | 0.00                          | 0.00          | 0.00      | 0.00       |
| 7072 · Truck Maintenance                           | 0.00                      | 0.00                          | 0.00          | 0.00      | 0.00       |
| <b>Total 7070 · Truck Maintenance</b>              | 0.00                      | 0.00                          | 0.00          | 0.00      | 0.00       |
| <b>Total 7000 · Ops &amp; Maintenance Expenses</b> | -1,077.71                 | 13,230.95                     | 12,153.24     | 5,985.76  | 18,139.00  |
| <b>8000 · Salaries and Benefits Expenses</b>       |                           |                               |               |           |            |
| 8001 · Salaries                                    | 2,510.01                  | 55,555.77                     | 58,065.78     | 32,677.10 | 90,742.88  |
| 8030 · Salaries Reimbursed by SASM                 | 0.00                      | 3,705.95                      | 3,705.95      | 2,162.54  | 5,868.49   |
| 8003 · Overtime                                    | 204.98                    | 4,864.13                      | 5,069.11      | 2,845.19  | 7,914.30   |
| 8004 · Standby Pay                                 | 137.49                    | 3,262.59                      | 3,400.08      | 1,908.40  | 5,308.48   |
| 8005 · Employee Incentives                         | 153.70                    | 2,713.40                      | 2,867.10      | 2,132.90  | 5,000.00   |
| 8006 · Vacation Buyout                             | 114.46                    | 2,715.99                      | 2,830.45      | 1,588.67  | 4,419.12   |
| 8007 · Voluntary Deductions                        | 0.00                      | -50.18                        | -50.18        | 0.00      | -50.18     |
| 8008 · Deferred Comp 457                           | 0.00                      | -26.21                        | -26.21        | 0.00      | -26.21     |
| 8012 · Wage Garnishments                           | 0.00                      | -600.00                       | -600.00       | 0.00      | -600.00    |
| 8013 · Payroll Taxes                               | 216.95                    | 5,148.00                      | 5,364.95      | 3,011.24  | 8,376.19   |
| 8015 · Payroll/Bank Fees                           | 12.61                     | 299.31                        | 311.92        | 175.07    | 486.99     |
| 8016 · Car Allowance                               | 155.40                    | 3,687.60                      | 3,843.00      | 2,157.00  | 6,000.00   |
| 8019 · PERS Retirement                             |                           |                               |               |           |            |
| 8019.05 · PERS Retirement                          | -106.88                   | -2,536.48                     | -2,643.36     | -1,483.66 | -4,127.02  |
| <b>Total 8019 · PERS Retirement</b>                | -106.88                   | -2,536.48                     | -2,643.36     | -1,483.66 | -4,127.02  |
| <b>8020 · Employee Health</b>                      |                           |                               |               |           |            |
| 8020.05 · Employee Health                          | 462.87                    | 10,983.75                     | 11,446.62     | 6,424.75  | 17,871.37  |
| 8021 · Employee Health Deductions                  | -6.42                     | -152.52                       | -158.94       | -89.22    | -248.16    |
| <b>Total 8020 · Employee Health</b>                | 456.45                    | 10,831.23                     | 11,287.68     | 6,335.53  | 17,623.21  |
| <b>8022 · Retiree Health</b>                       |                           |                               |               |           |            |
| 8022.05 · Retiree Health                           | 21.93                     | 520.48                        | 542.41        | 304.44    | 846.85     |
| <b>Total 8022 · Retiree Health</b>                 | 21.93                     | 520.48                        | 542.41        | 304.44    | 846.85     |
| <b>Total 8000 · Salaries and Benefits Expenses</b> | 3,877.10                  | 90,091.58                     | 93,968.68     | 53,814.42 | 147,783.10 |

**Sanitary Distr. No.5 of Marin Co.**  
**Zone Report - Revised**  
**As of 7.31.2020, per Year-End Adjustments**

|   | Paradise ...<br>(Tiburon) | Tiburon - Oth...<br>(Tiburon) | Total Tiburon      | Belvedere         | TOTAL              |
|---|---------------------------|-------------------------------|--------------------|-------------------|--------------------|
| <b>8500 · Other Operating Expenses</b>        |                           |                               |                    |                   |                    |
| 8510 · Data/Alarms/IT Supp & Licensing        | 306.79                    | 7,763.21                      | 8,070.00           | 4,531.34          | 12,601.34          |
| 8515 · Safety                                 | 9.07                      | 215.11                        | 224.18             | 125.83            | 350.01             |
| 8520 · Personal Protection/Safety Wear        | 0.00                      | 0.00                          | 0.00               | 0.00              | 0.00               |
| 8530 · Telephone                              |                           |                               |                    |                   |                    |
| 8531 · Main Plant Telephones                  | 0.00                      | 286.36                        | 286.36             | 167.49            | 453.85             |
| 8532 · Paradise Cove Telephones               | 12.06                     | 0.00                          | 12.06              | 0.00              | 12.06              |
| 8533 · Pumps & Lines Telephones               | 0.00                      | 0.00                          | 0.00               | 0.00              | 0.00               |
| <b>Total 8530 · Telephone</b>                 | <b>12.06</b>              | <b>286.36</b>                 | <b>298.42</b>      | <b>167.49</b>     | <b>465.91</b>      |
| 8540 · Utilities                              |                           |                               |                    |                   |                    |
| 8541 · Water                                  | 0.00                      | 0.00                          | 0.00               | 0.00              | 0.00               |
| 8542 · Main Plant Utilities                   | 0.00                      | 0.00                          | 0.00               | 0.00              | 0.00               |
| 8543 · Paradise Cove Utilities                | 0.00                      | 0.00                          | 0.00               | 0.00              | 0.00               |
| 8544 · Pump Station Utilities                 | 0.00                      | 0.00                          | 0.00               | 0.00              | 0.00               |
| <b>Total 8540 · Utilities</b>                 | <b>0.00</b>               | <b>0.00</b>                   | <b>0.00</b>        | <b>0.00</b>       | <b>0.00</b>        |
| <b>Total 8500 · Other Operating Expenses</b>  | <b>327.92</b>             | <b>8,264.68</b>               | <b>8,592.60</b>    | <b>4,824.66</b>   | <b>13,417.26</b>   |
| <b>Total Expense</b>                          | <b>3,475.19</b>           | <b>120,612.80</b>             | <b>124,087.99</b>  | <b>69,795.51</b>  | <b>193,883.50</b>  |
| <b>Net Ordinary Income</b>                    | <b>-2,915.08</b>          | <b>-121,172.91</b>            | <b>-124,087.99</b> | <b>-64,483.51</b> | <b>-188,571.50</b> |
| <b>Other Income/Expense</b>                   |                           |                               |                    |                   |                    |
| Other Expense                                 |                           |                               |                    |                   |                    |
| 9100 · Capital Expenditures                   |                           |                               |                    |                   |                    |
| 9300 · Pumps & Lines Capital                  |                           |                               |                    |                   |                    |
| 9227.8 · Rodder/Vactor Truck                  | 0.00                      | 0.00                          | 0.00               | 0.00              | 0.00               |
| <b>Total 9300 · Pumps &amp; Lines Capital</b> | <b>0.00</b>               | <b>0.00</b>                   | <b>0.00</b>        | <b>0.00</b>       | <b>0.00</b>        |
| 9400 · Paradise Cove Capital                  |                           |                               |                    |                   |                    |
| 9404 · P.C. Infl WWI Access Replcmnt          | 0.00                      | 0.00                          | 0.00               | 0.00              | 0.00               |
| 9415 · P.C. Paint @ Treatment Plant           | 0.00                      | 0.00                          | 0.00               | 0.00              | 0.00               |
| <b>Total 9400 · Paradise Cove Capital</b>     | <b>0.00</b>               | <b>0.00</b>                   | <b>0.00</b>        | <b>0.00</b>       | <b>0.00</b>        |
| <b>Total 9100 · Capital Expenditures</b>      | <b>0.00</b>               | <b>0.00</b>                   | <b>0.00</b>        | <b>0.00</b>       | <b>0.00</b>        |
| <b>Total Other Expense</b>                    | <b>0.00</b>               | <b>0.00</b>                   | <b>0.00</b>        | <b>0.00</b>       | <b>0.00</b>        |
| <b>Net Other Income</b>                       | <b>0.00</b>               | <b>0.00</b>                   | <b>0.00</b>        | <b>0.00</b>       | <b>0.00</b>        |
| <b>Net Income</b>                             | <b>-2,915.08</b>          | <b>-121,172.91</b>            | <b>-124,087.99</b> | <b>-64,483.51</b> | <b>-188,571.50</b> |


1:42 PM

08/12/20

Accrual Basis

**Sanitary Distr. No.5 of Marin Co.**  
**Monthly O.T. Report**  
**July 2020**

| Type                       | Date     | Num       | Name                | Memo                   | Amount          | Balance         |
|----------------------------|----------|-----------|---------------------|------------------------|-----------------|-----------------|
| <b>Bilsborough, Chad</b>   |          |           |                     |                        |                 |                 |
| Check                      | 07/15/20 | 1971-3614 | Bilsborough, Chad   | 10.0 Hrs. O.T. @ 1.5x  | 542.90          | 542.90          |
| Check                      | 07/28/20 | 2131-3631 | Bilsborough, Chad   | 20.0 Hrs O.T. @ 1.5x   | 1,121.64        | 1,664.54        |
| Check                      | 07/28/20 | 2131-3631 | Bilsborough, Chad   | 2.0 Hrs. O.T. @ 2.0x   | 149.55          | 1,814.09        |
| Total Bilsborough, Chad    |          |           |                     |                        | 1,814.09        | 1,814.09        |
| <b>Cottrell, Rulon</b>     |          |           |                     |                        |                 |                 |
| Check                      | 07/15/20 | 1971-3616 | Cottrell, Rulon     | 3.0 Hrs. O.T. @ 1.5x   | 240.63          | 240.63          |
| Total Cottrell, Rulon      |          |           |                     |                        | 240.63          | 240.63          |
| <b>Dohrmann, Robin</b>     |          |           |                     |                        |                 |                 |
| Check                      | 07/15/20 | 1971-3618 | Dohrmann, Robin     | 8.75 Hrs. O.T. @ 1.5x  | 701.85          | 701.85          |
| Check                      | 07/28/20 | 2131-3635 | Dohrmann, Robin     | 4.25 Hrs. O.T. @ 1.5x  | 352.15          | 1,054.00        |
| Check                      | 07/28/20 | 2131-3635 | Dohrmann, Robin     | 2.0 Hrs. O.T. @ 2.0x   | 220.96          | 1,274.96        |
| Check                      | 07/28/20 | 2131-3635 | Dohrmann, Robin     | 50.0 Hrs. Comp Buy Out | 2,761.95        | 4,036.91        |
| Total Dohrmann, Robin      |          |           |                     |                        | 4,036.91        | 4,036.91        |
| <b>Driscoll, Stephen</b>   |          |           |                     |                        |                 |                 |
| Check                      | 07/15/20 | 1971-3620 | Driscoll, Stephen   | 2.0 Hrs. O.T @ 1.5x    | 168.44          | 168.44          |
| Check                      | 07/15/20 | 1971-3620 | Driscoll, Stephen   | 0.5 Hrs. O.T @ 1.5x    | 56.15           | 224.59          |
| Total Driscoll, Stephen    |          |           |                     |                        | 224.59          | 224.59          |
| <b>La Torre, Daniel P.</b> |          |           |                     |                        |                 |                 |
| Check                      | 07/15/20 | 1971-3622 | La Torre, Daniel P. | 7.0 Hrs. O.T @ 1.5x    | 534.74          | 534.74          |
| Check                      | 07/15/20 | 1971-3622 | La Torre, Daniel P. | 4.5 Hrs. O.T @ 1.5x    | 458.35          | 993.09          |
| Check                      | 07/28/20 | 2131-3637 | La Torre, Daniel P. | 1.0 Hr. O.T. @ 1.5x    | 78.91           | 1,072.00        |
| Total La Torre, Daniel P.  |          |           |                     |                        | 1,072.00        | 1,072.00        |
| <b>Triola, Joseph</b>      |          |           |                     |                        |                 |                 |
| Check                      | 07/28/20 | 2131-3644 | Triola, Joseph      | 4.0 Hrs. O.T. @ 1.5x   | 315.65          | 315.65          |
| Check                      | 07/28/20 | 2131-3644 | Triola, Joseph      | 2.0 Hrs. O.T. @ 2.0x   | 210.43          | 526.08          |
| Total Triola, Joseph       |          |           |                     |                        | 526.08          | 526.08          |
| <b>TOTAL</b>               |          |           |                     |                        | <b>7,914.30</b> | <b>7,914.30</b> |



RECEIVED

BOARD OF SUPERVISORS

Sanitary District No. 5 of Marin County

PRESIDENT  
Katie Rice  
2<sup>ND</sup> DISTRICT

VICE PRESIDENT  
Dennis Rodoni  
4<sup>TH</sup> DISTRICT

2<sup>ND</sup> VICE PRESIDENT  
Judy Arnold  
5<sup>TH</sup> DISTRICT

Damon Connolly  
1<sup>ST</sup> DISTRICT

Kathrin Sears  
3<sup>RD</sup> DISTRICT

Matthew H. Hymel  
COUNTY ADMINISTRATOR  
CLERK OF THE BOARD

Diane Patterson  
ASSISTANT CLERK OF THE BOARD

Marin County Civic Center  
3501 Civic Center Drive  
Suite 329  
San Rafael, CA 94903  
415 473 7331 T  
415 473 3645 F  
415 473 6172 TTY  
[www.marincounty.org/bos](http://www.marincounty.org/bos)

**DATE:** June 17, 2020  
**TO:** All Special Districts, Boards, Commissions and School Districts for which the Marin County Board of Supervisors is the Code Reviewing Body  
**FROM:** Office of the Clerk of the Marin County Board of Supervisors  
**RE:** 2020 Biennial Notice - Conflict of Interest Code

As you may recall, the State Political Reform Act requires all public agencies to adopt a Conflict of Interest Code. A code designates positions required to file Statements of Economic Interests (Form 700) and assigns disclosure categories specifying the types of interests to be reported. Every local government agency is required to review its Conflict of Interest Code every two years. The County Board of Supervisors, as the Code reviewing body for your agency, is charged with the responsibility of approving any changes to your Conflict of Interest Code.

No later than **October 1, 2020**, your agency must submit to the County Board of Supervisors the enclosed 2020 Local Agency Biennial Notice indicating whether an amendment to your Conflict of Interest Code is necessary. Even if your Code needs no changes, State law requires that you submit the enclosed notice stating that no changes to your Code are necessary.

Therefore, please review the attached. If amendments to your agency's Conflict of Interest Code are necessary, the amended Code must be forwarded to the Board of Supervisors within 90 days of filing the biennial notice. For example, if your agency files its notice on October 1, 2020 indicating that an amendment is necessary, the amendment is due to the Board of Supervisors by December 30, 2020. An agency's amended Code is not effective until it has been approved by the Board of Supervisors.

If you need any assistance with reviewing your Code or completing the Notice, the Fair Political Practices Commission may be contacted toll-free at 1-866-275-3772. (Forms and other information may be obtained from [www.fppc.ca.gov](http://www.fppc.ca.gov).)

Thank you in advance for your attention to this matter.

Sincerely,

Shelagh Stewart-Chung  
Deputy Clerk of the Board

Enclosures

## 2020 Conflict of Interest Code Biennial Notice Instructions for Local Agencies

---

The Political Reform Act requires every local government agency to review its conflict of interest code biennially. A conflict of interest code tells public officials, governmental employees, and consultants what financial interests they must disclose on their Statement of Economic Interests (Form 700).

**By July 1, 2020:** The code reviewing body must notify agencies and special districts within its jurisdiction to review their conflict of interest codes.

**By October 1, 2020:** The biennial notice must be filed with the agency's code reviewing body.

The FPPC has prepared a 2020 Local Agency Biennial Notice form for local agencies to complete or send to agencies within its jurisdiction to complete before submitting to the code reviewing body. The City Council is the code reviewing body for city agencies. The County Board of Supervisors is the code reviewing body for county agencies and any other local government agency whose jurisdiction is determined to be solely within the county (e.g., school districts, including certain charter schools). The FPPC is the code reviewing body for any agency with jurisdiction in *more than one county* and will contact them.

### **The Local Agency Biennial Notice is not forwarded to the FPPC.**

If amendments to an agency's conflict of interest code are necessary, the amended code must be forwarded to the code reviewing body for approval within 90 days. An agency's amended code is not effective until it has been approved by the code reviewing body.

**If you answer yes, to any of the questions below, your agency's code probably needs to be amended.**

- Is the current code more than five years old?
- Have there been any substantial changes to the agency's organizational structure since the last code was approved?
- Have any positions been eliminated or re-named since the last code was approved?
- Have any new positions been added since the last code was approved?
- Have there been any substantial changes in duties or responsibilities for any positions since the last code was approved?

If you have any questions or are still not sure if you should amend your agency's conflict of interest code, please contact the FPPC. Additional information including an online webinar regarding how to amend a conflict of interest code is available on [FPPC's website](#).



## 2020 Local Agency Biennial Notice

Name of Agency: \_\_\_\_\_

Mailing Address: \_\_\_\_\_

Contact Person: \_\_\_\_\_ Phone No. \_\_\_\_\_

Email: \_\_\_\_\_ Alternate Email: \_\_\_\_\_

**Accurate disclosure is essential to monitor whether officials have conflicts of interest and to help ensure public trust in government. The biennial review examines current programs to ensure that the agency's code includes disclosure by those agency officials who make or participate in making governmental decisions.**

This agency has reviewed its conflict of interest code and has determined that *(check one BOX)*:

**An amendment is required. The following amendments are necessary:**

*(Check all that apply.)*

- Include new positions
- Revise disclosure categories
- Revise the titles of existing positions
- Delete titles of positions that have been abolished and/or positions that no longer make or participate in making governmental decisions
- Other *(describe)* \_\_\_\_\_

**The code is currently under review by the code reviewing body.**

**No amendment is required.** (If your code is over five years old, amendments may be necessary.)

---

### Verification (to be completed if no amendment is required)

*This agency's code accurately designates all positions that make or participate in the making of governmental decisions. The disclosure assigned to those positions accurately requires that all investments, business positions, interests in real property, and sources of income that may foreseeably be affected materially by the decisions made by those holding designated positions are reported. The code includes all other provisions required by Government Code Section 87302.*

\_\_\_\_\_  
*Signature of Chief Executive Officer*

\_\_\_\_\_  
*Date*

All agencies must complete and return this notice regardless of how recently your code was approved or amended. Please return this notice no later than **October 1, 2020**, or by the date specified by your agency, if earlier, to:

*(PLACE RETURN ADDRESS OF CODE REVIEWING BODY HERE)*

**PLEASE DO NOT RETURN THIS FORM TO THE FPPC.**

# Sanitary District No. 5 of Marin County



## District Management Report

July 2020

### Contents:

- Transmittal Memo
- Financial/Budgetary
- HR & Personnel
- Business Administration
- Collection System Performance
- Treatment Plant Performance – Paradise Cove
- Treatment Plant Performance – Main Plant
- Pollution Prevention Activities
- Continuing Education & Safety Training
- Capital Improvement Projects

# Transmittal Memo

**Date:** August 20, 2020  
**To:** Board of Directors  
**From:** Tony Rubio, District Manager/ Chief Plant Operator  
**Subject:** Management Report for July 2020

## **Fiscal Status**

Period Covered: July 1, 2020 –July 31, 2020  
Percent of Fiscal Year: 8.3 %  
Percent of Budgeted Income to Date: 0.2%  
Percent of Budgeted Expenditures to Date: 8.9% (operating only)

## **Personnel**

Separations: None  
New Hires: None  
Promotions: None  
Recruitment Activities: None

## **Regulatory Compliance**

MP Collection System WDR Compliance: Full Compliance with all regulations  
PC Collection System WDR Compliance: Full Compliance with all regulations  
MP NPDES Permit Compliance: Full Compliance with all regulations  
PC NPDES Permit Compliance: Full Compliance with all regulations  
BAAQMD Compliance: Full Compliance with all regulations  
Bio-Solids Compliance: Full Compliance with all regulations  
Significant Comments: None

*Summary of Operational Highlights are on the following pages.*

## ***Significant Events for the Month of July 2020 Include:***

### **Financial/Budgetary/Business Administration**

- Fiscal Year 2020-2021 budget completed and approved.
- Received new printer/scanner for office
- Old printer/scanner moved upstairs into file room
- Converted DM office to scanning/file storage room.
- Began scanning project- Historical Operations Data scanned to provide necessary filing and storage in the Lab for current NPDES data.
- Annual sewer service fees submitted to the County
- Annual audit work fiscal year 19/20 underway

### **HR and Personnel**

- Office remains closed to the public through the end of August.
- Permits are being handled remotely and final inspections are being performed by staff in the field

### **Continuing Education and Safety Training.**

- Vactor Training completed on 7/15/2020
- 2 staff members completed PACP, MACP, LACP training and certification. Total of 3 staff members are now certified.
- 2 Education Incentives certificates were achieved by two staff members in maintenance.

### **Collection System Performance**

#### **Main Plant Tiburon/Belvedere:**

- Submitted No Spill report for the month of June to RWQCB on CIWQS.
- Rodding to underway in Tiburon.
- Hydro Jet cleaning to begin in both Zones in August

#### **Paradise Cove:**

- Submitted No Spill report for month of June to RWQCB on CIWQS

### **Treatment Plant Performance**

#### **Paradise Cove:**

- Satisfactory- Off line (hillside) package plant was coated and placed back in service.
- Bay Side package plant tank is now being prepped for coating.
- Outfall Diffuser inspection with Global Divers – Completed NPDES requirement- every 5 years as part of reissuance package. No deficiencies noted.

- Paradise Cove flow meters were replaced as part of Standardization project of flow meters and due to effluent flow meter.
- Removed solids from bayside package plant with new vactor and delivered to main plant.

#### **Main Plant:**

- Submitted June 2020 SMR and DMR to the RWQCB
- Daily rounds and maintenance being performed.
- Annual Generator Maintenance – Completed.

#### **Pollution Prevention Activities**

- Communication with BACWA and University of California Berkeley regarding Wastewater based epidemiology testing for Covid-19. Cal Berkeley will be conducting a study of Bay Area Wastewater Treatment Plant influent sewage samples. – Free to the District – we just need to provide samples for their analysis. They have provided instructions for sampling and preservation.
- Have submitted two sets of samples to Cal as part of project.
- Participated in BACWA first working group with Cal, informational- no new information provided.

#### **Capital Improvement Projects**

- Cove Road Force Main Project has begun. Outreach has been made to businesses in the area that may be affected. Placed notice on Website and notified the Ark about the project.
- Reached out to HDR about getting a proposal to perform an Energy Alternatives Study Report. Main emphasis would be solar and the requirements and locations where feasible.

## Glossary of Terms

- **B.O.D. (Biochemical Oxygen Demand):** Measurement of the effluent's capacity to consume dissolved oxygen to stabilize all remaining organic matter. The permit limits for our effluent for discharge into San Francisco bay require that we remove 85% influent B.O.D. and meet a weekly average of less than 45mg/l and a monthly average of less than 30 mg/l B.O.D.
- **TSS (Total Suspended Solids):** Measurement of suspended solids in the effluent. Our permit requires that we remove at least 85% of the influent TSS and that the effluent limit is less than 45 mg/l as a weekly average and less than 30 mg/l as a monthly average.
- **Chlorine Residual:** The plant effluent is disinfected with hypochlorite (chlorine "bleach") and then the residual chlorine is neutralized with sodium bisulfite to protect the bay. The effluent chlorine residual limit is 0.0 mg/l which we monitor continuously.
- **pH:** pH is a measurement of acidity with pH 7.0 being neutral and higher pH values being basic and lower pH values being acidic. Our permit effluent pH must stay within the range of 6.0-9.0, which we monitor continuously.
- **Coliform:** Coliform bacteria are the indicator organism for determination of the efficiency of the disinfection process. The lab culture samples of our effluent and the presence of coliform is an indication that pathogenic organisms may be present. This is reported as MPN/100 (number of coliform bacteria in 100 milliliters sample).
- **Flow Through Bioassay:** A 96 hour test in which we test the toxicity of our effluent to tiny fish (sticklebacks) in a flow through tank to determine the survivability under continuous exposure to our effluent. Our permit requires that we maintain a 90<sup>th</sup> percentile survival of at least 70% and an 11 sample median survival of at least 90%. In layman's terms, this means that out of the last 11 samples only one bioassay may fall below 70% survival and the middle value when all 11 samples are placed in numerical order must be at least 90%.
- **Metals Analysis:** Our permit requires that we analyze our effluent for many different metals on a monthly basis. We have permit limits for some metals. The metals are stated as a daily max and a monthly average limit. The daily max limit is the number we cannot exceed on any sample and the monthly average applies to all samples collected in any month. (although usually we are only required to take one).
- **F.O.G. (Fats, oils and grease):** Quarterly we are required to monitor our effluent for Fats, Oils and Grease.

## Glossary of terms continued...

- **Headworks:** The point where all raw wastewater enters the treatment plant. In this building wastewater goes through 3 grinders to grind up all large objects that could possibly damage our influent and sludge pumps further down the treatment process.
- **Primary Sedimentation:** The next treatment process is a physical treatment process where solids that settle or float are removed and sent to the digesters for further processing.
- **Activated Sludge:** Next is the activate sludge process. This process is a biological wastewater treatment process that uses microorganisms to speed up the decomposition of wastes. When activated sludge is added to wastewater, the microorganisms feed and grow on waste particles in the wastewater. As the organisms grow and reproduce, more and more waste is removed, leaving the wastewater partially cleaned. To function efficiently, the mass of organisms needs a steady balance of food and oxygen. These tasks are closely monitored by the operations staff.
- **Secondary Clarification:** Next is secondary clarification, like primary sedimentation/clarification, this also is a physical treatment process where solids that settle or float are removed and sent to the next treatment process. The difference between Secondary Clarification and primary sedimentation is that the solids removed from the secondary clarifiers goes to 2 places. Some goes to waste to the DAFT and some goes back to the activated sludge process for further treatment. (*Microorganisms must be returned to the activated sludge process to keep an equal balance of food and microorganisms*).
- **DAFT (dissolved air floatation thickener):** Next is the DAFT. The dissolved air floatation thickening process uses air bubbles to thicken WAS(waste active sludge) solids removed from the secondary clarifier, by floating solids to the tank surface, where they are removed and sent to the digesters for final processing.
- **Sludge Digestion:** In the anaerobic digestion process, all the organic material removed from the primary sedimentation tanks and DAFT's are digested by anaerobic bacteria. The end products are methane, carbon dioxide, water and neutralized organic matter.
- **Solids Handling:** This is the process where all the neutralized sludge from the digester is finally treated. Sludge from the digester is pumped to the screw press where it is conditioned with a polymer (chemical that reacts with the sludge to remove the water from the sludge and bind the sludge particles together) in order to dewater the sludge and produce a dry cake for final disposal to the Redwood landfill.

## Glossary of terms continued...

- **Disinfection:** This is the end point for the wastewater- at this point wastewater flows through the chlorine contact tank. This contact tank allows for enough contact time for chlorine solution to disinfect the wastewater. Sodium bisulfite is introduced at the end of the tank to neutralize any residual chlorine to protect the bay.
- **MLSS (mixed liquor suspended solids):** Suspended solids in the mixed liquor of an aeration tank measured in mg/l
- **MCRT (mean cell resident time):** An expression of the average time that a microorganism will spend in the activated sludge process.
- **SVI (sludge volume index):** This is a calculation used to indicate the settling ability of activated sludge in the secondary clarifier.
- **RAS (return activated sludge):** The purpose of returning activated sludge, is to maintain a sufficient concentration of activated sludge in the aeration tank.
- **WAS (waste activated sludge):** To maintain a stable process, the amount of solids added each day to the activated sludge process are removed as WAS. We track this by our MCRT which averages 3 days
- **TWAS (thickened waste activated sludge):** The WAS is thickened in the DAFT and the thickened sludge is then pumped to the digester.
- **MPN (most probable number):** Concentrations of total coliform bacteria are reported as the most probable number. The MPN is not the absolute count of the bacteria but a statistical estimate of their concentration.
- **Bio-solids:** Anaerobic digested sludge is pumped to a screw press where excess water is removed to reduce the volume (and weight) thus producing an end result called bio-solids.
- **Polymer:** Organic polymers are added to digested sludge to bring out the formation of larger particles by bridging to improve processing.



## Wastewater Acronyms

|                |  |               |  |
|----------------|--|---------------|--|
| <b>ACWA</b>    | Assoc of California Water Agencies                   | <b>APWA</b>   | American Public Works Association                |
| <b>AWWA</b>    | American Water Works Association                     | <b>BAAQMD</b> | Bay Area Air Quality Management District         |
| <b>BACWA</b>   | Bay Area Clean Water Agencies                        | <b>BAPPG:</b> | Bay Area Pollution Prevention Group              |
| <b>CASA</b>    | California Association of Sanitation Agencies        | <b>CSDA</b>   | California Special Districts Association         |
| <b>CSRMA:</b>  | California Sanitation Risk Management Authority      | <b>CAAQS</b>  | California Ambient Air Quality Standard          |
| <b>CalARP</b>  | California Accidental Release Prevention Program     | <b>CARB</b>   | California Air Resources Board                   |
| <b>CDO</b>     | Cease and Desist Order                               | <b>CECs</b>   | Constituents of Emerging Concern                 |
| <b>CEQA</b>    | California Environmental Quality Act                 | <b>CIWQS</b>  | California Integrated Water Quality System       |
| <b>CFR</b>     | Code of Federal Regulations                          | <b>CMOM</b>   | Capacity, Management, Operation and Maintenance  |
| <b>CIWMB</b>   | California Integrated Waste Management Board         | <b>CPUC</b>   | California Public Utilities Commission           |
| <b>CSO</b>     | Combined Sewer Overflow                              | <b>CTR</b>    | California Toxics Rule                           |
| <b>CWA</b>     | Clean Water Act                                      | <b>CWAP</b>   | Clean Water Action Plan                          |
| <b>CWARA</b>   | Clean Water Authority Restoration Act                | <b>CWEA</b>   | California Water Environment Association         |
| <b>DHS</b>     | Dept of Health Services                              | <b>DTSC</b>   | Dept of Toxic Substances Control                 |
| <b>EBEP</b>    | Enclosed Bays and Estuaries Plan                     | <b>EDW</b>    | Effluent Dominated Water body                    |
| <b>EIS/EIR</b> | Environmental Impact Statement/Report                | <b>EPA</b>    | Environmental Protection Agency                  |
| <b>ERAF</b>    | Educational Reserve Augmentation Fund                | <b>ESMP</b>   | Electronic Self-Monitoring Report                |
| <b>FOG</b>     | Fats, Oils and Grease                                | <b>GASB</b>   | Government Accounting Standards Board            |
| <b>ISWP</b>    | Inland Surface Waters Plan                           | <b>JPA</b>    | Joint Powers Authority                           |
| <b>LAFCO</b>   | Local Agency Formation Commission                    | <b>LOCC</b>   | League of California Cities                      |
| <b>MACT</b>    | Maximum Achievable Control Technology (air controls) | <b>MCL</b>    | Maximum Contaminant Level                        |
| <b>MMP</b>     | Mandatory Minimum Penalty                            | <b>MOU</b>    | Memorandum of Understanding                      |
| <b>MUN</b>     | Municipal Drinking Water Use                         | <b>NACWA</b>  | National Association of Clean Water Agencies     |
| <b>NGOs</b>    | Non Governmental Organizations                       | <b>NOX</b>    | Nitrogen Oxides                                  |
| <b>NPDES</b>   | Nat'l Pollutant Discharge Elimination System         | <b>NRDC</b>   | Natural Resources Defense Council                |
| <b>NTR</b>     | National Toxics Rule                                 | <b>OWP:</b>   | Office of Water Programs                         |
| <b>OSHA:</b>   | Occupational Safety and Health Administration        | <b>PCBs</b>   | Poly Chlorinated Biphenyls                       |
| <b>POTWs</b>   | Publicly Owned Treatment Works                       | <b>PPCPs</b>  | Pharmaceutical and personal Care Products        |
| <b>QA/QC</b>   | Quality Assurance / Quality Control                  | <b>Region</b> | IX Western Region of EPA (CA, AZ, NV & HI)       |
| <b>RFP</b>     | Request For Proposals                                | <b>RMP</b>    | Risk Management Program                          |
| <b>RFQ</b>     | Request For Qualifications                           | <b>RWQCB</b>  | Regional Water Quality Control Board             |
| <b>SEP</b>     | Supplementary Environmental Projects                 | <b>SIP</b>    | State Implementation Policy (CTR/NTR criteria)   |
| <b>SFEI:</b>   | San Francisco Estuary Institute                      | <b>SRF</b>    | State Revolving Fund                             |
| <b>SSO</b>     | Sanitary Sewer Overflow                              | <b>SSMP</b>   | Sewer System Management Plan                     |
| <b>SWRCB</b>   | State Water Resources Control Board                  | <b>TMDL</b>   | Total Maximum Daily Load                         |
| <b>WDR</b>     | Waste Discharge Requirements                         | <b>WEF</b>    | Water Environment Federation                     |
| <b>WERF</b>    | Water Environment Research Foundation                | <b>WET</b>    | Whole Effluent Toxicity or Waste Extraction Test |
| <b>WMI</b>     | Watershed Management Initiative                      | <b>WRFP</b>   | Water Recycling Funding Program                  |
| <b>WRDA</b>    | Water Resource Development Act                       | <b>WWTP</b>   | Wastewater Treatment Plant                       |
| <b>WQBEL</b>   | Water Quality Based Effluent Limitation Agency       | <b>WWWIFA</b> | Water and Wastewater Infrastructure Financing    |



# EXTENDED COVERAGE PLANS FOR TRUCK CHASSIS



- ▶ Protects your most important business investment long after your chassis' base warranty expires.
- ▶ Safeguards you from those large, unexpected repair costs as your truck ages.
- ▶ Service at a factory-authorized facility is never far, with more than 750 locations throughout the U.S. and Canada.
- ▶ All repairs are performed by OEM-certified technicians and include a nationwide guarantee on parts and labor.
- ▶ Extended Coverage can be passed on to subsequent owners without fees, enhancing your truck's resale value.



# EXTENDED COVERAGE FOR TRUCK CHASSIS

Keeping your truck on the road longer, operating efficiently and profitably is our greatest priority. Extended Coverage plans for truck chassis are designed to reduce downtime and costly repairs by extending your warranty protection for time and mileage above and beyond the factory warranty period.

Multiple time/distance plans are available for up to six years/600K miles for on-highway or 7 years/250K miles for vocational applications. Each coverage level ensures critical chassis parts and labor costs are completely covered.

Extended Coverage eliminates potential long waiting times for out-of-pocket repairs to be authorized. In addition, our exceptional parts availability means the chassis components you need will be on hand so you're serviced quickly.

Ease your budget challenges by rolling the cost of your Extended Coverage into your truck's monthly payment.

## TRUCK CHASSIS EXTENDED COVERAGE LEVELS

### TC1

Front Suspension  
Rear Suspension

Air Intake System  
Charging System

Cranking System  
Charge Air Cooler

Climate Control

### TC2 Everything in TC1, plus:

Cooling

Drive Shafts

### TC3 Everything in TC2, plus:

Braking System

Wiring

Fuel System

### TC4 Everything in TC3, plus:

Steering  
Exhaust System

Supplemental Info Devices  
Cab & Hood

Instruments & Gauges  
Transfer Case Mounts

Select ATS/Emissions



For more details, contact your nearest authorized (Freightliner/Western Star) dealership.

## **VACTOR EXTENDED LIMITED WARRANTY**

**~ 2 YEAR – 3 YEAR – 4 YEAR - 5 YEAR ~**

Each machine manufactured by VACTOR/GUZZLER MANUFACTURING (“VACTOR” or the “Company”) is warranted against defects in material and workmanship for a period of 12 months or 2000 hours provided the machine is used in a normal and reasonable manner. VACTOR offers for purchase a second, third, fourth and fifth year Extended Limited Warranty “ELW” for continuation of warranty coverage after the initial 12 month 2000 hour warranty has expired. The extended year(s) warranty is applicable only to the original user-purchaser for the period of the ELW that has been purchased (as measured from the date of delivery to the original user-purchaser) and is transferable by authorized dealer on units with extended warranty invoiced 5-15-2017 and beyond.

During the Extended Limited Warranty Period VACTOR will cause to be repaired or replaced, as the Company may elect, any part or parts such machine that the Company’s examination discloses to be defective in material or workmanship. Repairs or replacements are to be made at the selling VACTOR distributor’s locations or at other locations approved by VACTOR.

The VACTOR Extended Limited Warranty shall not apply to:

1. Major components or trade accessories such as but not limited to, chassis, auxiliary engines, blowers, and transfer cases, which carry a separate extended warranty offered by the original manufacturer (purchased direct and separate from VACTOR extended warranty).
2. Normal adjustments and maintenance services (note: the Extended Limited Warranty is not a maintenance agreement, nor a maintenance contract).
3. Consumable parts such as but not limited to, oils, fluids, filters.
4. Normal wear parts with an expected limited service life such as but not limited to, hydraulic hoses, suction hoses, tubes, seals, belts.
5. Failures resulting from the machine being operated in a manner or for a purpose not recommended by VACTOR.
6. Repairs, modifications or alterations made without the express written consent of VACTOR, which in the Company’s sole judgment, have adversely affected the machine’s stability, operation or reliability.
7. Items subject to and failures resulting from misuse, negligence, accident or improper maintenance.

**\*NOTE\*** The use in the machine of any part other than parts approved by VACTOR may invalidate this warranty. VACTOR reserves the right to determine, in its sole discretion, if the use of non-approved parts operates to invalidate the warranty. Nothing contained in this warranty shall make VACTOR liable for loss, injury, or damage of any kind to any person or entity resulting from defect or failure in the machine.

**TO THE EXTENT LIMITED BY LAW, THIS WARRANTY IS IN LIEU OF ALL OTHER WARRANTIES, EXPRESS OR IMPLIED, INCLUDING WITHOUT LIMITATION, ANY IMPLIED WARRANTIES OF MERCHANTABILITY AND FITNESS FOR A PARTICULAR PURPOSE.**

This warranty is also in lieu of all other obligations or liabilities on the part of VACTOR, including but not limited to, liability for incidental and consequential damages on the part of the Company or the seller. VACTOR makes no representation that the machine has the capacity to perform any functions other than as contained in the Company’s written literature, catalogs or specifications accompanying delivery of the machine. No person or affiliated company representative is authorized to alter the terms of this warranty, to give any other warranties or to assume any other liability on behalf of VACTOR in connection with the sale, servicing or repair of any machine manufactured by the Company.

VACTOR reserves the right to make design changes or improvements in its products without imposing any obligation upon itself to change or improve previously manufactured products.

**VACTOR/GUZZLER MANUFACTURING  
1621 SOUTH ILLINOIS STREET  
STREATOR, IL 61364**

## Tony Rubio

---

**From:** Kelly McGrath <kmgrath@owenequipment.com>  
**Sent:** Friday, July 10, 2020 8:41 AM  
**To:** Tony Rubio  
**Subject:** Vactor Extended Warranties

Tony,

Here is the available Vactor Extended Warranties. I'll find out if there is a time frame that you have to purchase the warranty once delivery is made. I am waiting on a phone call from Freightliner regarding their Extend Warranties. I should have that information later today. Just leaving Fairfield with your Vactor. See you in a little bit.

| <u>Vactor 2100</u>   | <u>North America</u> | <u>List</u> |
|----------------------|----------------------|-------------|
| 2nd YEAR PARTS/LABOR | EW-V2-NA-2PL         | \$3,073     |
| 3rd YEAR PARTS/LABOR | EW-V2-NA-3PL         | \$6,678     |
| 4th YEAR PARTS/LABOR | EW-V2-NA-4PL         | \$10,284    |
| 5th YEAR PARTS/LABOR | EW-V2-NA-5PL         | \$13,889    |

Thank you,

Kelly McGrath  
707-481-9849  
[kmgrath@owenequipment.com](mailto:kmgrath@owenequipment.com)  
Equipment Sales Representative



**OWEN EQUIPMENT**  
1085 Horizon Dr  
Fairfield, Ca 95433  
(707) 422-2333, Main  
(707) 422-2444, Fax

**We PAY Top Dollar for your late model used sweeper, camera system or Combination Unit  
ANY MAKE OR MODEL!!! Call for details**

## Tony Rubio

---

**From:** Kelly McGrath <kmgrath@owenequipment.com>  
**Sent:** Friday, July 10, 2020 3:08 PM  
**To:** Tony Rubio  
**Subject:** Freightliner Extended Warranty  
**Attachments:** Freightliner extended warranties.pdf

Tony,

Just received your Sonetics. I'll bring them out Wednesday, July 15, 2020 when we come out for your In-Service. I heard back from Freightliner today, for the TC4 Extended Warranty which covers the Chassis for 5 years and 100K miles is \$6,000.00 plus it includes towing. I wasn't told of any time constraints on purchasing Freightliners Extended Warranty. But, Vactor has a 30 Day time window on Extended Warranties purchased.

Thank you,

Kelly McGrath  
707-481-9849  
[kmgrath@owenequipment.com](mailto:kmgrath@owenequipment.com)  
Equipment Sales Representative



OWEN EQUIPMENT  
1085 Horizon Dr  
Fairfield, Ca 95433  
(707) 422-2333, Main  
(707) 422-2444, Fax

**We PAY Top Dollar for your late model used sweeper, camera system or Combination Unit  
ANY MAKE OR MODEL!!! Call for details**

**DECISION/ACTION ITEM LOG**  
**CIP Committee: August 11, 2020**  
 Sanitary District No. 5 of Marin County  
**ACTIVE ITEMS SHEET**

Item #9

| No. | Item                                    | Submission Date | Responsible Party | DECISION ONLY |           | ACTION REQUIRED |                 | Comment/Reference Document  |
|-----|---|-----------------|-------------------|---------------|-----------|-----------------|-----------------|---|
|     |   |                 |                   | Due           | Completed | Due             | Completed       |   |
| 28  | 2019 Sewer Rehab Project                | 3.12.19         | Nute/TR/CIP       |               |           |                 | April/May, 2020 | Recv'd Proposal for Project Eng. From Nute, 3.11.19; Currently Reviewing Plans, 5.14.19 - will bring to SD5 Board for approval, 5.16.19; Received Lowest Bid from Glossage Engineering, Inc., 6.7.19; Contract fully executed & NTP issued on 8.2.19 (work to begin within 10 days of notice); Project currently under way, 9.10.19, 10.8.19, 11.12.19, 12.10.19, 1.14.20, 2.11.20, final billing + retention release due upon invoicing, 3.10.20; <b>7.14.2020 Project Completed, Retention Paid &amp; received; TR to submit County Project Completion upon lifting of CA Mandate re SIP</b>    |
| 29  | Cove Rd. Force Main Replacement Project | 3.12.19         | Nute/TR/CIP       |               |           |                 |                 | Nute Preparing Bid Docs, as of 3.12.19; Waiting for CalTrans response re horizontal drilling, as of 5.14.19; Still working w/ CalTrans, waiting for approval, as of 11.12.19; Design Review from Nute, 12.10.19, 1.14.19, 2.11.20; Received Caltrans Permit, 3.9.2020; Notice for Sealed Bid @ Marin IJ on 4.28.2020 w/ Bids due 5.19.2020; Posted RFP at SD5 Wesbite, ( <a href="http://www.sani5.org/about/contracts-proposals-bidding">http://www.sani5.org/about/contracts-proposals-bidding</a> ), 5.5.2020; Project granted to Maggiora & Ghilotti, Inc.; <b>Work to begin on 7.27.2020</b> |
| 31  | FY2020-2021 Sewer Rehab Project         |                 | CIP/TR            |               |           |                 |                 | <b>Small project for Paradise Cove; Engineering to begin in Dec 2020, as of 7.14.2020</b>   |
| 32  | SD5 Collection Sytsem Master Plan       |                 | CIP/TR            |               |           |                 |                 | Posted RFP at SD5 Wesbite, ( <a href="http://www.sani5.org/about/contracts-proposals-bidding">http://www.sani5.org/about/contracts-proposals-bidding</a> ), 5.5.2020; <b>Revised RFP from Hdr, as of 7.14.2020</b>  |