

SANITARY DISTRICT NO. 5 OF MARIN COUNTY
2001 Paradise Drive
Tiburon, California 94920

AGENDA
Finance & Fiscal Oversight Committee Special Meeting
Tuesday, March 9th, 2021, 2:30 p.m.

CORONA VIRUS (COVID-19) ADVISORY NOTICE

Consistent with Executive Orders No. N-25-20 and No. N-29-20 from the Executive Department of the State of California, the Meeting will not be physically open to the public and all Board Members and Staff will be teleconferencing into the meeting.

How to Submit Public Comments:

Comments submitted prior to the commencement of the meeting will be presented to the Committee and included in the public record for the meeting.

Public Comments are to be submitted via email to rdohrmann@sani5.org.

In addition, members of the public who are calling-in will have the opportunity to provide public comments by following the steps below:

How to Participate in the Meeting:

Join Zoom Meeting by clicking on the following link:

<https://us02web.zoom.us/j/6230620778>

Meeting ID: 623 062 0778

or join by phone:

Call in number: (669) 900-9128

Participant Code: 623 062 0778

I. Roll Call

II. Public Comments

III. New Business

- 1. Warrants for February 10th through March 9th 2021**
- 2. Financial reports for February 2021**
- 3. Review and discuss CalPERS' 2020 CERBT (CA Employers' Retiree Trust) Account for SD5**
- 4. Review CSRMA (CA Sanitation Risk Management Authority) 29th Dividend Declaration for SD5**
- 5. Discuss future IT security audit**
- 6. Upcoming District Obligations for March through April 2021**

IV. Adjournment

*This Committee may be attended by Board Members who do not serve on this committee. In the event that a quorum of the entire Board is present, this Committee shall act as a Committee of the Whole. In either case, any item acted upon by the Committee or the Committee of the Whole will require consideration and action by the full Board of Directors as a prerequisite to its legal enactment. **Accessible public meetings:** Any member of the public who needs accommodations should email the Office Manager, at rdohrmann@sani5.org, who will use her best efforts to provide as much accessibility as possible while also maintaining public safety.*

**Sanitary Distr. No.5 of Marin Co.
Warrant List Summary
February 10 through March 9, 2021**

03/08/21

| Date | Num | Name | Memo | Amount |
|---------------------------------------|------|---|---|--------------------|
| JP Morgan Chase - Primary 7399 | | | | |
| 03/01/21 | EFT | PERS | EFT PERS Retirement, February 2021 | -18,644.49 |
| 03/02/21 | EFT | CalPERS | EFT Health Premium, March 2021, Cust #4163206459 | -16,369.23 |
| 02/10/21 | 8080 | California State Disbursement Unit | CSE Case# 200000002184580; Court Case# SFL 81271, | -600.00 |
| 02/10/21 | 8081 | Mill Valley Refuse Service, Inc. | Acct #032945, SLUDGE TRANSPORT, January 2021 | -1,440.00 |
| 02/10/21 | 8082 | Pacific Gas & Electric | Acct #2908031411-4, Utilities, January 2020 | -21,816.40 |
| 02/10/21 | 8083 | Waste Management of Redwood Landfill | Acct #507-0000190-1507-2, Sludge Disposal, January 2021 | -355.24 |
| 02/18/21 | 8084 | Comcast Business | Acct# 8155 30 011 0149465, Bus. Voice, Internet & Cable, Jan - Feb, 2021 | -530.03 |
| 02/18/21 | 8085 | Home Depot Credit Services | Acct #6035 3220 0516 4334, M.P. Supplies, March 2021 | -416.15 |
| 02/18/21 | 8086 | Maggiore & Ghilotti, Inc. | M&G Project #7716 - Cove Rd. Force Main Replacement Project, January 2021 | -343,815.20 |
| 02/18/21 | 8087 | Mill Valley Refuse Service, Inc. | Acct #032945, Garbage Service + 1 yd rental, February 2021 | -255.20 |
| 02/18/21 | 8088 | Ram Print and Communications | Admin/Off Supplies, Refill+ new SD5 date stamp, January 2021 | -202.99 |
| 02/18/21 | 8089 | Special District Risk Management Authorit | Member #7665, Life, Vision, DDS & LTD Ins., March 2021 | -1,634.39 |
| 02/18/21 | 8090 | Staples, Inc. | Acct #60111000714, Office Supplies, January 2021 | -171.89 |
| 02/18/21 | 8091 | Town of Tiburon | Fuel, January 2021 | -836.28 |
| 02/18/21 | 8092 | Verizon Wireless | Acct #0342125502-00001: iPhones, January 2021 | -351.42 |
| 02/18/21 | 8093 | Triola, Joseph | Reimb. for SD5 supplies, February 2021 | -122.22 |
| 03/09/21 | 8094 | Access Answering Service | Acct #4080C, Answering Service, March 2021 | -60.00 |
| 03/09/21 | 8095 | Alhambra | Acct #547945611762129, Water, Jan - Feb 2021 | -117.79 |
| 03/09/21 | 8096 | AT&T | Acct #960732-76375559, February 2021 | -815.64 |
| 03/09/21 | 8097 | Banshee Networks, Inc. | Computer/IT Support, January & February 2021 | -4,474.63 |
| 03/09/21 | 8098 | Brelje and Race Laboratories, Inc. | M.P./P.C. Plant Samples, January 2021 | -1,500.00 |
| 03/09/21 | 8099 | California State Disbursement Unit | CSE Case# 200000002184580; Court Case# SFL 81271, | -300.00 |
| 03/09/21 | 8100 | Caltest Analytical Laboratory | M.P./P.C. Lab Sampling, February 2021 | -8,463.30 |
| 03/09/21 | 8101 | Caltronics Business Systems, Inc. | Acct #SD15, Multi-purpose Copier Contract, February 2021 | -130.40 |
| 03/09/21 | 8102 | Code Publishing, Inc. | Project#:329170, Web Hosting, March 2021 | -183.60 |
| 03/09/21 | 8103 | Cummins Pacific Power Systems | Cust. #: 266183, BPS#2 Parts Rplcmnt, February 2021 | -54.98 |
| 03/09/21 | 8104 | CWEA | Certificate Renewals, March 2021 | -182.00 |
| 03/09/21 | 8105 | CWEA | Extension of On-Line Job Posting, March 2021 | -290.00 |
| 03/09/21 | 8106 | D&K Auto Service | SD5 Truck Maint., February 2021 | -1,857.47 |
| 03/09/21 | 8107 | DKF Solutions Group, LLC | My Safety Officer Monthly Subscription, March 2021 | -350.00 |
| 03/09/21 | 8108 | Goodman Building Supply Co. | Acct #20070, BP&L, February 2021 | -169.36 |
| 03/09/21 | 8109 | HDR Engineering, Inc. | Consulting, MCSD5 Clixn Sys Mstr Plan, January 2021 | -21,451.35 |
| 03/09/21 | 8110 | Jackson's Hardware, Inc. | Acct #7601, M.P. supplies, February 2021 | -168.57 |
| 03/09/21 | 8111 | JM Integration, LLC | M.P. Parts & Service, February 2021 | -2,798.96 |
| 03/09/21 | 8112 | Larry Walker Associates, Inc. | Tech Support for M.P. NPDES Reg. Assistance, August 2020 & February 2021 | -4,484.00 |
| 03/09/21 | 8113 | Linscott Engineering Contractors Inc. | P.C. P&L, February 2021 | -15,097.72 |
| 03/09/21 | 8114 | Lystek Int'l, LTD | Biosolids Transport, February 2021 | -769.25 |
| 03/09/21 | 8115 | Maltby Electric Supply Co., Inc. | Cust No.15953, BPS P&L, February 2021 | -468.44 |
| 03/09/21 | 8116 | Marin Municipal Water District | Water, Dec 2020 - February 2021 | -1,549.90 |
| 03/09/21 | 8117 | MidAmerica Administrative & Retirement... | HRA Retiree Health Reimb. Admin Fees, 4Q20, February 2021 | -225.00 |
| 03/09/21 | 8118 | Nevada Seal & Pump | P&L Srvc & Maint, December 2020 | -3,000.00 |
| 03/09/21 | 8119 | Nute Engineering Corp. | Consulting & Engr. Svcs., January 2021 | -13,202.25 |
| 03/09/21 | 8120 | Perotti & Carrade | Client #1901 - FY19-20 Audit Services, PP#8, March 2021 | -1,680.00 |
| 03/09/21 | 8121 | Peterson | Cust #:5656305, P.C. P&L, February 2021 | -3,455.20 |
| 03/09/21 | 8122 | Ray Morgan Company | Acct#: TS27, LaserFishe Annual Software Support, April 2021 (FY21-22 AJE) | -2,725.00 |
| 03/09/21 | 8123 | Robert L Talavera, LLC | SSGIS ArcView Support, February 2021 | -600.00 |
| 03/09/21 | 8124 | Roy's Sewer Service, Inc. | P&L, January - February 2021 | -12,193.01 |
| 03/09/21 | 8125 | Solenis, LLC | Pyr #: 441488, M.P. Chemicals, February 2021 | -4,095.58 |
| 03/09/21 | 8126 | Terminix Processing Center | Acct #327163, Pest Control, February 2021 | -411.40 |
| 03/09/21 | 8127 | U.S. Bank | Acct#:4246-0441-0158-3635, January - February 2021 | -1,238.48 |
| 03/09/21 | 8128 | Univar | Cust ID #STDT001, Chemicals, February 2021 | -11,460.06 |
| 03/09/21 | 8129 | USA BlueBook | Cust #933682, Safety/PPE Supplies, December 2020 - February 2021 | -6,246.07 |
| 03/09/21 | 8130 | Waste Management of Redwood Landfill | Acct #507-0000190-1507-2, Sludge Disposal, February 2021 | -1,589.34 |
| 03/09/21 | 8131 | Weco Industries | Acct #MARINC, Vactor Truck Parts, February 2021 | -3,025.71 |
| 03/09/21 | 8132 | Wintersun Chemical | M.P. Chemicals, January 2021 | -30.00 |
| 03/09/21 | 8133 | WorkSmart Automation, Inc. | SD5 Comm System Maintenance, February 2021 | -21,422.50 |
| 03/09/21 | 8135 | Rosser, John | S/B Mi. Reimb., January - February 2021 | -343.31 |
| 03/09/21 | 8136 | Sweet, Drake | Reimb. for CalPERS 457 Contribution, February 2021 | -40.00 |
| 03/09/21 | 8137 | Pacific Gas & Electric | Acct #2908031411-4, Utilities, January 2020 | -21,816.40 |
| 03/09/21 | 8138 | Zions Bank Corporation, N.A. | CB&T: #000140000098948, MPR Refi, March 2021 | -89,776.00 |
| Total JP Morgan Chase - Primary 7399 | | | | -671,873.80 |
| TOTAL | | | | -671,873.80 |

Sanitary Distr. No.5 of Marin Co.

Warrant List Detail

February 10 through March 9, 2021

03/08/21

| Date | Num | Name | Memo | Account | Class | Paid Amount |
|----------|------|------------------------------------|---|---------------------------------------|-----------------------|-------------|
| 03/01/21 | EFT | PERS | EFT PERS Retirement, February 2021 | JP Morgan Chase - Primary 7399 | | |
| | | | Retirement January 2021(Classic 1600 Rate): ER @ 14.194 %; EE @ 3.0% | 8019.05 - PERS Retirement | Belvedere | -4,756.40 |
| | | | Retirement January 2021(Classic 1600 Rate) | 8019.05 - PERS Retirement | Tiburon:Paradise Cove | -342.67 |
| | | | Retirement January 2021(Classic 1600 Rate) | 8019.05 - PERS Retirement | Tiburon | -8,131.54 |
| | | | Retirement January 2021(PEPRA Rates: ER @ 7.732%; EE @ 6.75% | 8019.05 - PERS Retirement | Belvedere | -1,917.09 |
| | | | Retirement January 2021(PEPRA Rate) | 8019.05 - PERS Retirement | Tiburon:Paradise Cove | -138.12 |
| | | | Retirement January 2021(PEPRA Rate) | 8019.05 - PERS Retirement | Tiburon | -3,277.45 |
| | | | Spec. Comp for Holiday Worked on 2.15.2021 (CB) | 8019.05 - PERS Retirement | Belvedere | -29.20 |
| | | | Spec. Comp for Holiday Worked on 2.15.2021 (CB) | 8019.05 - PERS Retirement | Tiburon:Paradise Cove | -2.10 |
| | | | Spec. Comp for Holiday Worked on 2.15.2021 (CB) | 8019.05 - PERS Retirement | Tiburon | -49.92 |
| TOTAL | | | | | | -18,644.49 |
| 03/02/21 | EFT | CalPERS | EFT Health Premium, March 2021, Cust #4163206459 | JP Morgan Chase - Primary 7399 | | |
| | | | Active Employee Health Premium - March 2021 | 8020.05 - Employee Health | Belvedere | -5,557.56 |
| | | | Active Employee Health Premium - March 2021 | 8020.05 - Employee Health | Tiburon:Paradise Cove | -400.39 |
| | | | Active Employee Health Premium - March 2021 | 8020.05 - Employee Health | Tiburon | -9,501.19 |
| | | | Retiree Health Premium - March 2021 | 8022.05 - Reintree Health | Belvedere | -308.45 |
| | | | Retiree Health Premium - March 2021 | 8022.05 - Reintree Health | Tiburon:Paradise Cove | -22.22 |
| | | | Retiree Health Premium - March 2021 | 8022.05 - Reintree Health | Tiburon | -527.33 |
| | | | Active Employee Health Premium - March 2021 - Admin Fee | 8020.05 - Employee Health | Belvedere | -13.34 |
| | | | Active Employee Health Premium - March 2021 - Admin Fee | 8020.05 - Employee Health | Tiburon:Paradise Cove | -0.96 |
| | | | Active Employee Health Premium - March 2021 - Admin Fee | 8020.05 - Employee Health | Tiburon | -22.80 |
| | | | Retiree Health Premium - March 2021 - Admin Fee | 8022.05 - Reintree Health | Belvedere | -5.39 |
| | | | Retiree Health Premium - March 2021 - Admin Fee | 8022.05 - Reintree Health | Tiburon:Paradise Cove | -0.39 |
| | | | Retiree Health Premium - March 2021 - Admin Fee | 8022.05 - Reintree Health | Tiburon | -9.21 |
| TOTAL | | | | | | -16,369.23 |
| 02/10/21 | 8080 | California State Disbursement Unit | CSE Case# 20000002184580; Court Case# SFL 81271, | JP Morgan Chase - Primary 7399 | | |
| | | | CSE Case# 20000002184580 | 8012 - Wage Garnishments | Tiburon | -600.00 |
| TOTAL | | | | | | -600.00 |
| 02/10/21 | 8081 | Mill Valley Refuse Service, Inc. | Acct #032945, SLUDGE TRANSPORT, January 2021 | JP Morgan Chase - Primary 7399 | | |
| | | | Sludge Transport/Exchange only, 1.5.21, 1.14.21, 1.26.21 | 7029 - Main Plant Sludge Disposal | Belvedere | -531.50 |
| | | | Sludge Transport/Exchange only, 1.5.21, 1.14.21, 1.26.21 | 7029 - Main Plant Sludge Disposal | Tiburon | -908.50 |
| TOTAL | | | | | | -1,440.00 |
| 02/10/21 | 8082 | Pacific Gas & Electric | Acct #2908031411-4, Utilities, January 2020 | JP Morgan Chase - Primary 7399 | | |
| | | | Acct #2908031411-4, Main Plant Utilities, January 2020 | 8542 - Main Plant Utilities | Belvedere | -5,702.74 |
| | | | Acct #2908031411-4, P.C. Plant Utilities, January 2020 | 8543 - Paradise Cove Utilities | Tiburon:Paradise Cove | -2,068.85 |
| | | | Acct #2908031411-4, Main Plant Utilities, January 2020 | 8542 - Main Plant Utilities | Tiburon | -9,747.65 |
| | | | Acct #2908031411-4, Belv Pump St Utilities, January 2020 | 8544 - Pump Station Utilities | Belvedere | -1,834.34 |
| | | | Acct #2908031411-4, P.C. Pump St Utilities, January 2020 | 8544 - Pump Station Utilities | Tiburon:Paradise Cove | -372.84 |
| | | | Acct #2908031411-4, Tib Pump St Utilities, January 2020 | 8544 - Pump Station Utilities | Tiburon | -2,089.98 |
| TOTAL | | | | | | -21,816.40 |
| 02/10/21 | 8083 | Waste Management of Redwood La... | Acct #507-0000190-1507-2, Sludge Disposal, January 2021 | JP Morgan Chase - Primary 7399 | | |
| | | | Inv #0101829-1507-3, Sludge Disposal - 1 Drop-offs, 8.87 tons, January 2021 | 7029 - Main Plant Sludge Disposal | Belvedere | -131.12 |
| | | | Inv #0101829-1507-3, Sludge Disposal - 1 Drop-offs, 8.87 tons, January 2021 | 7029 - Main Plant Sludge Disposal | Tiburon | -224.12 |
| TOTAL | | | | | | -355.24 |

Sanitary Distr. No.5 of Marin Co.

Warrant List Detail

February 10 through March 9, 2021

03/08/21

| Date | Num | Name | Memo | Account | Class | Paid Amount |
|----------|------|----------------------------------|--|--|-----------------------|-------------|
| 02/18/21 | 8084 | Comcast Business | Acct# 8155 30 011 0149465, Bus. Voice, Internet & Cable, Jan - Feb, 2021 | JP Morgan Chase - Primary 7399 | | |
| | | | Bundle: Cable (\$84.90), 2.12.2021 - 3.11.2021 | 8510 · Data/Alarms/IT Supp & Licensing | Belvedere | -35.91 |
| | | | Bundle: Cable (\$84.90), 2.12.2021 - 3.11.2021 | 8510 · Data/Alarms/IT Supp & Licensing | Tiburon:Paradise Cove | -2.59 |
| | | | Bundle: Cable (\$84.90), 2.12.2021 - 3.11.2021 | 8510 · Data/Alarms/IT Supp & Licensing | Tiburon | -61.40 |
| | | | Bundle: Internet (\$134.85), 2.12.2021 - 3.11.2021 | 8510 · Data/Alarms/IT Supp & Licensing | Belvedere | -53.87 |
| | | | Bundle: Internet (\$134.85), 2.12.2021 - 3.11.2021 | 8510 · Data/Alarms/IT Supp & Licensing | Tiburon:Paradise Cove | -3.88 |
| | | | Bundle: Internet (\$134.85), 2.12.2021 - 3.11.2021 | 8510 · Data/Alarms/IT Supp & Licensing | Tiburon | -92.10 |
| | | | Bundle: Land Line Phones (\$243.00), 2.12.2021 - 3.11.2021 | 8531 · Main Plant Telephones | Belvedere | -92.75 |
| | | | Bundle: Land Line Phones (\$243.00), 2.12.2021 - 3.11.2021 | 8532 · Paradise Cove Telephones | Tiburon:Paradise Cove | -6.68 |
| | | | Bundle: Land Line Phones (\$243.00), 2.12.2021 - 3.11.2021 | 8531 · Main Plant Telephones | Tiburon | -158.57 |
| | | | Bundle: Taxes & Fees (+/- \$5 - varies/mo), 2.12.2021 - 3.11.2021 | 8510 · Data/Alarms/IT Supp & Licensing | Belvedere | -4.00 |
| | | | Bundle: Taxes & Fees (+/- \$5 - varies/mo), 2.12.2021 - 3.11.2021 | 8510 · Data/Alarms/IT Supp & Licensing | Tiburon:Paradise Cove | -0.29 |
| | | | Bundle: Taxes & Fees (+/- \$5 - varies/mo), 2.12.2021 - 3.11.2021 | 8510 · Data/Alarms/IT Supp & Licensing | Tiburon | -6.85 |
| | | | Bundle: Taxes & Fees (+/- \$5 - varies/mo), 2.12.2021 - 3.11.2021 | 8531 · Main Plant Telephones | Belvedere | -4.00 |
| | | | Bundle: Taxes & Fees (+/- \$5 - varies/mo), 2.12.2021 - 3.11.2021 | 8532 · Paradise Cove Telephones | Tiburon:Paradise Cove | -0.29 |
| | | | Bundle: Taxes & Fees (+/- \$5 - varies/mo), 2.12.2021 - 3.11.2021 | 8531 · Main Plant Telephones | Tiburon | -6.85 |
| TOTAL | | | | | | -530.03 |
| 02/18/21 | 8085 | Home Depot Credit Services | Acct #6035 3220 0516 4334, M.P. Supplies, March 2021 | JP Morgan Chase - Primary 7399 | | |
| | | | M.P. Misc. Supplies replenishment, February 2021 | 7021 · Plant Maintenance Supplies | Belvedere | -153.60 |
| | | | M.P. Misc. Supplies replenishment, February 2021 | 7021 · Plant Maintenance Supplies | Tiburon | -262.55 |
| TOTAL | | | | | | -416.15 |
| 02/18/21 | 8086 | Maggiora & Ghilotti, Inc. | M&G Project #7716 - Cove Rd. Force Main Replacement Project, January 2021 | JP Morgan Chase - Primary 7399 | | |
| | | | Inv #11601, Progress Payment #9, Force Main Valve Vault Connection (100.0% ... | 9311.2 · Cove Rd FM - Const, Ph I | Belvedere | -15,200.00 |
| | | | Inv #11601, Change Order #7 - Juanita Corner, Belv (61%), Nov '2020 | 9311.2 · Cove Rd FM - Const, Ph I | Belvedere | 42,260.80 |
| | | | Retention Withheld re PP#9 & CO#7 (100.0% Belv), thru December 2020 | Retainage Payable | Belvedere | 1,353.04 |
| | | | Inv #11601, Progress Payment #9, Segment bends + new manholes (100.0% Bel... | 9311.2 · Cove Rd FM - Const, Ph I | Tiburon | -425,750.00 |
| | | | Inv #11601, Change Order #7 - CalTrans ROW + Misc Items, Tib (39.0%), Nov '2... | 9311.2 · Cove Rd FM - Const, Ph I | Tiburon | 27,019.20 |
| | | | Inv #11601, Change Order #8 - Bore+Jack @ 14" Steel; Casing & 6.625 HDPE ... | 9311.2 · Cove Rd FM - Const, Ph I | Tiburon | 22,931.00 |
| | | | Retention Withheld re PP#9 & CO#7 & CO#8 (100.0% Belv), thru December 2020 | Retainage Payable | Tiburon | 16,070.76 |
| | | | Inv #11569, Change Order #11 - Excavate, remove, grade replace, grout, back fil... | 9311.2 · Cove Rd FM - Const, Ph I | Tiburon | -12,500.00 |
| TOTAL | | | | | | -343,815.20 |
| 02/18/21 | 8087 | Mill Valley Refuse Service, Inc. | Acct #032945, Garbage Service + 1 yd rental, February 2021 | JP Morgan Chase - Primary 7399 | | |
| | | | Garbage Service, Including 1 yd trash + 1 yd cardboard rental, February 2021 | 7023 · Janitorial Supplies & Service | Belvedere | -94.19 |
| | | | Garbage Service, Including 1 yd trash + 1 yd cardboard rental, February 2021 | 7023 · Janitorial Supplies & Service | Tiburon | -161.01 |
| TOTAL | | | | | | -255.20 |
| 02/18/21 | 8088 | Ram Print and Communications | Admin/Off Supplies, Refill+ new SD5 date stamp, January 2021 | JP Morgan Chase - Primary 7399 | | |
| | | | Inv #288981 - Refill+ new SD5 date stamp, January 2021 | 6047 · Office Supplies | Belvedere | -72.97 |
| | | | Inv #288981 - Refill+ new SD5 date stamp, January 2021 | 6047 · Office Supplies | Tiburon:Paradise Cove | -5.26 |
| | | | Inv #288981 - Refill+ new SD5 date stamp, January 2021 | 6047 · Office Supplies | Tiburon | -124.76 |
| TOTAL | | | | | | -202.99 |

Sanitary Distr. No.5 of Marin Co.

Warrant List Detail

February 10 through March 9, 2021

03/08/21

| Date | Num | Name | Memo | Account | Class | Paid Amount |
|----------|------|--------------------------------------|--|-----------------------------------|-----------------------|-------------|
| 02/18/21 | 8089 | Special District Risk Management ... | Member #7665, Life, Vision, DDS & LTD Ins., March 2021 | JP Morgan Chase - Primary 7399 | | |
| | | | Employee Life Insurance - Inv #34786 - March 2021 | 8020.05 - Employee Health | Belvedere | -48.89 |
| | | | Employee Life Insurance - Inv #34786 - March 2021 | 8020.05 - Employee Health | Tiburon:Paradise Cove | -3.52 |
| | | | Employee Life Insurance - Inv #34786 - March 2021 | 8020.05 - Employee Health | Tiburon | -83.59 |
| | | | Employee LTD Insurance - Inv #34786 - March 2021 | 8020.05 - Employee Health | Belvedere | -350.10 |
| | | | Employee LTD Insurance - Inv #34786 - March 2021 | 8020.05 - Employee Health | Tiburon:Paradise Cove | -25.22 |
| | | | Employee LTD Insurance - Inv #34786 - March 2021 | 8020.05 - Employee Health | Tiburon | -598.53 |
| | | | Employee DDS Insurance - Inv #34786 - March 2021 | 8020.05 - Employee Health | Belvedere | -127.22 |
| | | | Employee DDS Insurance - Inv #34786 - March 2021 | 8020.05 - Employee Health | Tiburon:Paradise Cove | -9.17 |
| | | | Employee DDS Insurance - Inv #34786 - March 2021 | 8020.05 - Employee Health | Tiburon | -217.49 |
| | | | Employee Vision Insurance - Inv #34786 - March 2021 | 8020.05 - Employee Health | Belvedere | -61.36 |
| | | | Employee Vision Insurance - Inv #34786 - March 2021 | 8020.05 - Employee Health | Tiburon:Paradise Cove | -4.42 |
| | | | Employee Vision Insurance - Inv #34786 - March 2021 | 8020.05 - Employee Health | Tiburon | -104.88 |
| TOTAL | | | | | | -1,634.39 |
| 02/18/21 | 8090 | Staples, Inc. | Acct #60111000714, Office Supplies, January 2021 | JP Morgan Chase - Primary 7399 | | |
| | | | Inv #2754906501, Office supplies, January 2021 | 6047 - Office Supplies | Belvedere | -48.49 |
| | | | Inv #2754906501, Office supplies, January 2021 | 6047 - Office Supplies | Tiburon:Paradise Cove | -3.49 |
| | | | Inv #2754906501, Office supplies, January 2021 | 6047 - Office Supplies | Tiburon | -82.90 |
| | | | Inv #2764718851, Business cards (JA,RC,RD,DL,JR), January 2021 | 6047 - Office Supplies | Belvedere | -35.00 |
| | | | Inv #2764718851, Business cards (JA,RC,RD,DL,JR), January 2021 | 6047 - Office Supplies | Tiburon:Paradise Cove | -2.52 |
| | | | Inv #2764718851, Business cards (JA,RC,RD,DL,JR), January 2021 | 6047 - Office Supplies | Tiburon | -59.84 |
| | | | Returned Office Supplies, January 20201 | 6047 - Office Supplies | Belvedere | 21.70 |
| | | | Returned Office Supplies, January 20201 | 6047 - Office Supplies | Tiburon:Paradise Cove | 1.56 |
| | | | Returned Office Supplies, January 20201 | 6047 - Office Supplies | Tiburon | 37.09 |
| TOTAL | | | | | | -171.89 |
| 02/18/21 | 8091 | Town of Tiburon | Fuel, January 2021 | JP Morgan Chase - Primary 7399 | | |
| | | | Fuel, January 2021 | 7071 - Fuel | Belvedere | -300.64 |
| | | | Fuel, January 2021 | 7071 - Fuel | Tiburon:Paradise Cove | -21.66 |
| | | | Fuel, January 2021 | 7071 - Fuel | Tiburon | -513.98 |
| TOTAL | | | | | | -836.28 |
| 02/18/21 | 8092 | Verizon Wireless | Acct #0342125502-00001: iPhones, January 2021 | JP Morgan Chase - Primary 7399 | | |
| | | | Inv #9870632747: Monthly Charges (\$342.40) - January 2021 | 8531 - Main Plant Telephones | Belvedere | -123.09 |
| | | | Inv #9870632747: Monthly Charges (\$342.40) - January 2021 | 8532 - Paradise Cove Telephones | Tiburon:Paradise Cove | -8.87 |
| | | | Inv #9870632747: Monthly Charges (\$342.40) - January 2021 | 8531 - Main Plant Telephones | Tiburon | -210.44 |
| | | | Inv #9870632747: Taxes, Gov't Surcharges & Fees - January 2021 | 8531 - Main Plant Telephones | Belvedere | -3.24 |
| | | | Inv #9870632747: Taxes, Gov't Surcharges & Fees - January 2021 | 8532 - Paradise Cove Telephones | Tiburon:Paradise Cove | -0.23 |
| | | | Inv #9870632747: Taxes, Gov't Surcharges & Fees - January 2021 | 8531 - Main Plant Telephones | Tiburon | -5.55 |
| TOTAL | | | | | | -351.42 |
| 02/18/21 | 8093 | Triola, Joseph | Reimb. for SD5 supplies, February 2021 | JP Morgan Chase - Primary 7399 | | |
| | | | Reimb. re M.P. Electrical Closet rewiring materials (Royal Wholesale, CED, Inc.) ... | 7027 - Electrical & Instrument | Belvedere | -40.14 |
| | | | Reimb. re M.P. Electrical Closet rewiring materials (Royal Wholesale, CED, Inc.) ... | 7027 - Electrical & Instrument | Tiburon | -68.61 |
| | | | Reimb. re M.P. Hardware materials (Rafael Lumber, CED, Inc.) - February 2021 | 7021 - Plant Maintenance Supplies | Belvedere | -4.97 |
| | | | Reimb. re M.P. Hardware materials (Rafael Lumber, CED, Inc.) - February 2021 | 7021 - Plant Maintenance Supplies | Tiburon | -8.50 |
| TOTAL | | | | | | -122.22 |

Sanitary Distr. No.5 of Marin Co.

Warrant List Detail

February 10 through March 9, 2021

03/08/21

| Date | Num | Name | Memo | Account | Class | Paid Amount |
|----------|------|------------------------------------|---|--|---|-------------------------------------|
| 03/09/21 | 8094 | Access Answering Service | Acct #4080C, Answering Service, March 2021 Inv #23919, Answering Service, March 2021- SSO & Alarm Notifications Inv #23919, Answering Service, March 2021- SSO & Alarm Notifications Inv #23919, Answering Service, March 2021- SSO & Alarm Notifications | JP Morgan Chase - Primary 7399 8510 · Data/Alarms/IT Supp & Licensing 8510 · Data/Alarms/IT Supp & Licensing 8510 · Data/Alarms/IT Supp & Licensing | Belvedere Tiburon:Paradise Cove Tiburon | -21.57 -1.55 -36.88 |
| TOTAL | | | | | | -60.00 |
| 03/09/21 | 8095 | Alhambra | Acct #547945611762129, Water, Jan - Feb 2021 Inv #12012314 020521 Water, 1.07.2021 - 2.03.2021 Inv #12012314 020521 Water, 1.07.2021 - 2.03.2021 Inv #12012314 020521 Water, 1.07.2021 - 2.03.2021 | JP Morgan Chase - Primary 7399 7023 · Janitorial Supplies & Service 7042 · Paradise Supplies & Chemicals 7023 · Janitorial Supplies & Service | Belvedere Tiburon:Paradise Cove Tiburon | -42.35 -3.05 -72.39 |
| TOTAL | | | | | | -117.79 |
| 03/09/21 | 8096 | AT&T | Acct #960732-76375559, February 2021 PC Plant Telephones, February 2021 PC Pumps & Lines Telephones, February 2021 Tib Pumps & Lines Telephones, February 2021 | JP Morgan Chase - Primary 7399 8532 · Paradise Cove Telephones 8533 · Pumps & Lines Telephones 8533 · Pumps & Lines Telephones | Tiburon:Paradise Cove Tiburon:Paradise Cove Tiburon | -332.38 -175.07 -308.19 |
| TOTAL | | | | | | -815.64 |
| 03/09/21 | 8097 | Banshee Networks, Inc. | Computer/IT Support, January & February 2021 Inv #14769 + #14770, Troubleshooting, IT & security renewals + maintenance of ... Inv #14769 + #14770, Troubleshooting, IT & security renewals + maintenance of ... Inv #14769 + #14770, Troubleshooting, IT & security renewals + maintenance of ... | JP Morgan Chase - Primary 7399 8510 · Data/Alarms/IT Supp & Licensing 8510 · Data/Alarms/IT Supp & Licensing 8510 · Data/Alarms/IT Supp & Licensing | Belvedere Tiburon:Paradise Cove Tiburon | -1,608.63 -115.89 -2,750.11 |
| TOTAL | | | | | | -4,474.63 |
| 03/09/21 | 8098 | Breije and Race Laboratories, Inc. | M.P./P.C. Plant Samples, January 2021 Inv #132617, M.P. Samples for January 2021 Inv #132617, P.C. Samples for January 2021 Inv #132617, M.P. Samples for January 2021 | JP Morgan Chase - Primary 7399 7051 · Main Plant Lab Monitoring 7052 · Paradise Cove Monitoring 7051 · Main Plant Lab Monitoring | Belvedere Tiburon:Paradise Cove Tiburon | -428.16 -340.00 -731.84 |
| TOTAL | | | | | | -1,500.00 |
| 03/09/21 | 8099 | California State Disbursement Unit | CSE Case# 200000002184580; Court Case# SFL 81271, CSE Case# 200000002184580 | JP Morgan Chase - Primary 7399 8012 · Wage Garnishments | Tiburon | -300.00 |
| TOTAL | | | | | | -300.00 |
| 03/09/21 | 8100 | Caltest Analytical Laboratory | M.P./P.C. Lab Sampling, February 2021 M.P. - B: #8374, #8407, #8645, #8775, #9047, #9050, #9197, #9241, Februay 20... P.C.: Inv #9195, #8016, February 2021 M.P. - B: #8374, #8407, #8645, #8775, #9047, #9050, #9197, #9241, Februay 20... | JP Morgan Chase - Primary 7399 7051 · Main Plant Lab Monitoring 7052 · Paradise Cove Monitoring 7051 · Main Plant Lab Monitoring | Belvedere Tiburon:Paradise Cove Tiburon | -1,904.63 -3,303.10 -3,255.57 |
| TOTAL | | | | | | -8,463.30 |
| 03/09/21 | 8101 | Caltronics Business Systems, Inc. | Acct #SD15, Multi-purpose Copier Contract, February 2021 Inv #3206323, Konica Multi-purpose copier (C308) contract, February 2021 Inv #3206323, Konica Multi-purpose copier (C308) contract, February 2021 Inv #3206323, Konica Multi-purpose copier (C308) contract, February 2021 | JP Morgan Chase - Primary 7399 6047 · Office Supplies 6047 · Office Supplies 6047 · Office Supplies | Belvedere Tiburon:Paradise Cove Tiburon | -46.88 -3.38 -80.14 |
| TOTAL | | | | | | -130.40 |

Sanitary Distr. No.5 of Marin Co.

Warrant List Detail

February 10 through March 9, 2021

03/08/21

| Date | Num | Name | Memo | Account | Class | Paid Amount |
|----------|------|-------------------------------|---|---|---|--|
| 03/09/21 | 8102 | Code Publishing, Inc. | Project#:329170, Web Hosting, March 2021 Inv #69030, SD5 Web Hosting, March 2021 Inv #69030, SD5 Web Hosting, March 2021 Inv #69030, SD5 Web Hosting, March 2021 | JP Morgan Chase - Primary 7399 6017 · Consulting Fees 6017 · Consulting Fees 6017 · Consulting Fees | Belvedere Tiburon:Paradise Cove Tiburon | -66.00 -4.76 -112.84 |
| TOTAL | | | | | | -183.60 |
| 03/09/21 | 8103 | Cummins Pacific Power Systems | Cust. #: 266183, BPS#2 Parts Rplcmnt, February 2021 Inv #X5-73020, P&L - BPS#2, replacement parts, February 2021 | JP Morgan Chase - Primary 7399 9307 · PS Generator Replacement | Belvedere | -54.98 |
| TOTAL | | | | | | -54.98 |
| 03/09/21 | 8104 | CWEA | Certificate Renewals, March 2021 R Cottrell (ID#58912), Lab Analyst (G1), 4.1.21 - 6.30.21 R Cottrell (ID#58912), Lab Analyst (G1), 4.1.21 - 6.30.21 R Cottrell (ID#58912), Lab Analyst (G1), 4.1.21 - 6.30.21 R Cottrell (ID#58912), Lab Analyst (G1), 7.1.2021 - 3.31.2022 (AJE FY21-22) R Cottrell (ID#58912), Lab Analyst (G1), 7.1.2021 - 3.31.2022 (AJE FY21-22) R Cottrell (ID#58912), Lab Analyst (G1), 7.1.2021 - 3.31.2022 (AJE FY21-22) T Rubio (ID#39532), Lab Analyst (G1), 4.1.21 - 6.30.21 T Rubio (ID#39532), Lab Analyst (G1), 4.1.21 - 6.30.21 T Rubio (ID#39532), Lab Analyst (G1), 4.1.21 - 6.30.21 T Rubio (ID#39532), Lab Analyst (G1), 7.1.2021 - 3.31.2022 (AJE FY21-22) T Rubio (ID#39532), Lab Analyst (G1), 7.1.2021 - 3.31.2022 (AJE FY21-22) T Rubio (ID#39532), Lab Analyst (G1), 7.1.2021 - 3.31.2022 (AJE FY21-22) T Rubio (ID#39532), Lab Analyst (G1), 7.1.2021 - 3.31.2022 (AJE FY21-22) | JP Morgan Chase - Primary 7399 6025 · Dues & Subscriptions 6025 · Dues & Subscriptions 6025 · Dues & Subscriptions 6025 · Dues & Subscriptions 6025 · Dues & Subscriptions 6025 · Dues & Subscriptions 6025 · Dues & Subscriptions 6025 · Dues & Subscriptions 6025 · Dues & Subscriptions 6025 · Dues & Subscriptions 6025 · Dues & Subscriptions 6025 · Dues & Subscriptions 6025 · Dues & Subscriptions 6025 · Dues & Subscriptions 6025 · Dues & Subscriptions 6025 · Dues & Subscriptions | Belvedere Tiburon:Paradise Cove Tiburon Belvedere Tiburon:Paradise Cove Tiburon Belvedere Tiburon:Paradise Cove Tiburon Belvedere Tiburon:Paradise Cove Tiburon Belvedere Tiburon:Paradise Cove Tiburon | -8.18 -0.59 -13.97 -24.54 -1.77 -41.95 -8.18 -0.59 -13.97 -24.54 -1.77 -41.95 |
| TOTAL | | | | | | -182.00 |
| 03/09/21 | 8105 | CWEA | Extension of On-Line Job Posting, March 2021 CWEA Job Listing for WWTP M&C Tech, 2.25.2021 - 3.11.2021 CWEA Job Listing for WWTP M&C Tech, 2.25.2021 - 3.11.2021 CWEA Job Listing for WWTP M&C Tech, 2.25.2021 - 3.11.2021 | JP Morgan Chase - Primary 7399 6001 · Advertising 6001 · Advertising 6001 · Advertising | Belvedere Tiburon:Paradise Cove Tiburon | -104.26 -7.51 -178.23 |
| TOTAL | | | | | | -290.00 |
| 03/09/21 | 8106 | D&K Auto Service | SD5 Truck Maint., February 2021 Inv #67084, #67201, 2004 Ford Ranger, February 2021 Inv #67084, #67201, 2004 Ford Ranger, February 2021 Inv #67084, #67201, 2004 Ford Ranger, February 2021 | JP Morgan Chase - Primary 7399 7072 · Truck Maintenance 7072 · Truck Maintenance 7072 · Truck Maintenance | Belvedere Tiburon:Paradise Cove Tiburon | -667.76 -48.11 -1,141.60 |
| TOTAL | | | | | | -1,857.47 |
| 03/09/21 | 8107 | DKF Solutions Group, LLC | My Safety Officer Monthly Subscription, March 2021 Inv #10696, My Safety Officer Monthly Subscription Fee, March 2021 Inv #10696, My Safety Officer Monthly Subscription Fee, March 2021 Inv #10696, My Safety Officer Monthly Subscription Fee, March 2021 | JP Morgan Chase - Primary 7399 8515 · Safety 8515 · Safety 8515 · Safety | Belvedere Tiburon:Paradise Cove Tiburon | -125.83 -9.07 -215.10 |
| TOTAL | | | | | | -350.00 |

Sanitary Distr. No.5 of Marin Co.

Warrant List Detail

February 10 through March 9, 2021

03/08/21

| Date | Num | Name | Memo | Account | Class | Paid Amount |
|----------|------|---------------------------------------|--|---|--|--|
| 03/09/21 | 8108 | Goodman Building Supply Co. | Acct #20070, BP&L, February 2021 Inv #817786, M.P. Supplies, Feburay 2021 Inv #817786, M.P. Supplies, Feburay 2021 Inv #818113, PPE, Feburay 2021 Inv #818113, PPE, Feburay 2021 Inv #818113, PPE, Feburay 2021 Inv #818246, Truck Maintenance Supplies, February 2021 Inv #818246, Truck Maintenance Supplies, February 2021 Inv #818246, Truck Maintenance Supplies, February 2021 | JP Morgan Chase - Primary 7399 7021 · Plant Maintenance Supplies 7021 · Plant Maintenance Supplies 8520 · Personal Protection/Safety Wear 8520 · Personal Protection/Safety Wear 8520 · Personal Protection/Safety Wear 7072 · Truck Maintenance 7072 · Truck Maintenance 7072 · Truck Maintenance | Belvedere Tiburon Belvedere Tiburon:Paradise Cove Tiburon Belvedere Tiburon:Paradise Cove Tiburon | -34.47 -58.92 -5.19 -0.52 -12.29 -20.84 -1.50 -35.63 |
| TOTAL | | | | | | -169.36 |
| 03/09/21 | 8109 | HDR Engineering, Inc. | Consulting, MCS D5 Cllxn Sys Mstr Plan, January 2021 Inv #1200325732, HDR Collection System Master Plan, January 2021 Inv #1200325732, HDR Collection System Master Plan, January 2021 Inv #1200325732, HDR Collection System Master Plan, January 2021 | JP Morgan Chase - Primary 7399 6017 · Consulting Fees 6017 · Consulting Fees 6017 · Consulting Fees | Belvedere Tiburon:Paradise Cove Tiburon | -7,711.76 -555.59 -13,184.00 |
| TOTAL | | | | | | -21,451.35 |
| 03/09/21 | 8110 | Jackson's Hardware, Inc. | Acct #7601, M.P. supplies, February 2021 Inv #75463, Wiring & supplies for SCADA2 telephone line, February 2021 Inv #75463, Wiring & supplies for SCADA2 telephone line, February 2021 Inv #75463, Wiring & supplies for SCADA2 telephone line, February 2021 Inv #75463, Wiring & supplies for SCADA2 telephone line, February 2021 | JP Morgan Chase - Primary 7399 8531 · Main Plant Telephones 8531 · Main Plant Telephones 8510 · Data/Alarms/IT Supp & Licensing 8510 · Data/Alarms/IT Supp & Licensing | Belvedere Tiburon Belvedere Tiburon | -31.11 -53.17 -31.11 -53.18 |
| TOTAL | | | | | | -168.57 |
| 03/09/21 | 8111 | JM Integration, LLC | M.P. Parts & Service, February 2021 Inv #21045, Troubleshoot @ watering pumps to work w SCADA, February 2021 Inv #21045, Troubleshoot @ watering pumps to work w SCADA, February 2021 Inv #21045, Troubleshoot @ watering pumps to work w SCADA, February 2021 Inv #21045, Troubleshoot @ watering pumps to work w SCADA, February 2021 Inv #21045, Troubleshoot @ watering pumps to work w SCADA, February 2021 Inv #21045, Troubleshoot @ watering pumps to work w SCADA, February 2021 Inv #21045, Troubleshoot @ watering pumps to work w SCADA, February 2021 Inv #21044, Troubleshoot @ hypotank (#3), wiring/control/levels, February 2021 Inv #21044, Troubleshoot @ hypotank (#3), wiring/control/levels, February 2021 | JP Morgan Chase - Primary 7399 7022 · Plant Maint. Parts & Service 7022 · Plant Maint. Parts & Service 7011 · Pumps & Lines Maintenance 7011 · Pumps & Lines Maintenance 7011 · Pumps & Lines Maintenance 8510 · Data/Alarms/IT Supp & Licensing 8510 · Data/Alarms/IT Supp & Licensing 7022 · Plant Maint. Parts & Service 7022 · Plant Maint. Parts & Service | Belvedere Tiburon Belvedere Tiburon Belvedere Tiburon Belvedere Tiburon | -143.37 -245.07 -143.37 -245.07 -143.37 -245.07 -602.98 -1,030.66 |
| TOTAL | | | | | | -2,798.96 |
| 03/09/21 | 8112 | Larry Walker Associates, Inc. | Tech Support for M.P. NPDES Reg. Assistance, August 2020 & February 2021 Inv #00113.10-14 & Inv #00113.10-14, M. P. Regulatory Assistance, thru August ... Inv #00113.10-14 & Inv #00113.10-14, M. P. Regulatory Assistance, thru August ... Inv #00113.10-14 & Inv #00113.10-17, P.C. Regulatory Assistance, thru Februar... | JP Morgan Chase - Primary 7399 7061 · Main Plant NPDES Renewal 7061 · Main Plant NPDES Renewal 7061 · Main Plant NPDES Renewal | Belvedere Tiburon Tiburon:Paradise Cove | -73.64 -125.86 -4,284.50 |
| TOTAL | | | | | | -4,484.00 |
| 03/09/21 | 8113 | Linscott Engineering Contractors I... | P.C. P&L, February 2021 Inv #3634, 98 Beach Rd. Rod Hole Installation, 2.9.2021 - 2.12.2021 | JP Morgan Chase - Primary 7399 7011 · Pumps & Lines Maintenance | Belvedere | -15,097.72 |
| TOTAL | | | | | | -15,097.72 |
| 03/09/21 | 8114 | Lystek Int'l, LTD | Biosolids Transport, February 2021 Inv #153-374, Biosolids Transport to Lystek Facility, February 2021 Inv #153-374, Biosolids Transport to Lystek Facility, February 2021 | JP Morgan Chase - Primary 7399 7029 · Main Plant Sludge Disposal 7029 · Main Plant Sludge Disposal | Belvedere Tiburon | -283.93 -485.32 |
| TOTAL | | | | | | -769.25 |

Sanitary Distr. No.5 of Marin Co.

Warrant List Detail

February 10 through March 9, 2021

03/08/21

| Date | Num | Name | Memo | Account | Class | Paid Amount |
|----------|------|--------------------------------------|--|--|-----------------------|-------------|
| 03/09/21 | 8115 | Maltby Electric Supply Co., Inc. | Cust No.15953, BPS P&L, February 2021 | JP Morgan Chase - Primary 7399 | | |
| | | | Inv #S1937540.001+.002, #S1937050.001, BPS#1 & BPS#2 wiring, February 2021 | 7011 · Pumps & Lines Maintenance | Belvedere | -180.50 |
| | | | Inv #S1937540.001+.002, #S1937050.001, BPS#1 & BPS#2 wiring, February 2021 | 7027 · Electrical & Instrument | Belvedere | -180.50 |
| | | | inv #S193654.001, M.P. SCADA2 Connxn, February 2021 | 8510 · Data/Alarms/IT Supp & Licensing | Belvedere | -19.83 |
| | | | inv #S193654.001, M.P. SCADA2 Connxn, February 2021 | 8510 · Data/Alarms/IT Supp & Licensing | Tiburon | -33.89 |
| | | | inv #S193654.001, M.P. SCADA2 Connxn, February 2021 | 7027 · Electrical & Instrument | Belvedere | -19.83 |
| | | | inv #S193654.001, M.P. SCADA2 Connxn, February 2021 | 7027 · Electrical & Instrument | Tiburon | -33.89 |
| TOTAL | | | | | | -468.44 |
| 03/09/21 | 8116 | Marin Municipal Water District | Water, Dec 2020 - February 2021 | JP Morgan Chase - Primary 7399 | | |
| | | | Cust #.424793, Golden Gate BPS - Water, Dec 2020 - February 2021 | 8541 · Water | Belvedere | -77.20 |
| | | | Cust #.424791, Cove Rd. BPS - Water, Dec 2020 - February 2021 | 8541 · Water | Belvedere | -77.20 |
| | | | Cust #138856, Mar West TPS - Water, Dec 2020 - February 2021 | 8541 · Water | Tiburon | -77.20 |
| | | | Cust #100098, M.P. - Water, 2020 - Dec 2020 - February 2021 | 8541 · Water | Belvedere | -486.58 |
| | | | Cust #100098, M.P. - Water, 2020 - Dec 2020 - February 2021 | 8541 · Water | Tiburon | -831.72 |
| TOTAL | | | | | | -1,549.90 |
| 03/09/21 | 8117 | MidAmerica Administrative & Retir... | HRA Retiree Health Reimb. Admin Fees, 4Q20, February 2021 | JP Morgan Chase - Primary 7399 | | |
| | | | inv #MAR15455, HRA Retiree Health Reimburs. Administration Fees, 4Q20, Feb... | 8022.05 · Reitree Health | Belvedere | -80.89 |
| | | | inv #MAR15455, HRA Retiree Health Reimburs. Administration Fees, 4Q20, Feb... | 8022.05 · Reitree Health | Tiburon:Paradise Cove | -5.83 |
| | | | inv #MAR15455, HRA Retiree Health Reimburs. Administration Fees, 4Q20, Feb... | 8022.05 · Reitree Health | Tiburon | -138.28 |
| TOTAL | | | | | | -225.00 |
| 03/09/21 | 8118 | Nevada Seal & Pump | P&L Srvc & Maint, December 2020 | JP Morgan Chase - Primary 7399 | | |
| | | | Inv #NSP4294, M.P. Service at supports tanks and fittings + inspect leaking mec... | 7022 · Plant Maint. Parts & Service | Belvedere | -1,107.30 |
| | | | Inv #NSP4294, M.P. Service at supports tanks and fittings + inspect leaking mec... | 7022 · Plant Maint. Parts & Service | Tiburon | -1,892.70 |
| TOTAL | | | | | | -3,000.00 |
| 03/09/21 | 8119 | Nute Engineering Corp. | Consulting & Engr. Svcs., January 2021 | JP Morgan Chase - Primary 7399 | | |
| | | | Inv #21339, Cove Rd Force Main Project - Belv, January 2021 (20%) | 6017 · Consulting Fees | Belvedere | -2,350.05 |
| | | | Inv #21339, Cove Rd Force Main Project - Tib, January 2021 (80%) | 6017 · Consulting Fees | Tiburon | -9,400.20 |
| | | | Inv #21328, CAD Drafting re Sewer Rehab Project, January 2021 | 6017 · Consulting Fees | Belvedere | -535.93 |
| | | | Inv #21328, CAD Drafting re Sewer Rehab Project, January 2021 | 6017 · Consulting Fees | Tiburon | -916.07 |
| TOTAL | | | | | | -13,202.25 |
| 03/09/21 | 8120 | Perotti & Carrade | Client #1901 - FY19-20 Audit Services, PP#8, March 2021 | JP Morgan Chase - Primary 7399 | | |
| | | | Inv #94830, FY19-20 Audit Services, PP#8, March 2021 | 6008 · Audit & Accounting | Belvedere | -603.96 |
| | | | Inv #94830, FY19-20 Audit Services, PP#8, March 2021 | 6008 · Audit & Accounting | Tiburon:Paradise Cove | -43.51 |
| | | | Inv #94830, FY19-20 Audit Services, PP#8, March 2021 | 6008 · Audit & Accounting | Tiburon | -1,032.53 |
| TOTAL | | | | | | -1,680.00 |
| 03/09/21 | 8121 | Peterson | Cust #:5656305, P.C. P&L, February 2021 | JP Morgan Chase - Primary 7399 | | |
| | | | Inv #SW270052689, (back-up) replacement Paco Pump (for any/all zones), Febr... | 7011 · Pumps & Lines Maintenance | Belvedere | -1,242.14 |
| | | | Inv #SW270052689, (back-up) replacement Paco Pump (for any/all zones), Febr... | 7011 · Pumps & Lines Maintenance | Tiburon:Paradise Cove | -89.49 |
| | | | Inv #SW270052689, (back-up) replacement Paco Pump (for any/all zones), Febr... | 7011 · Pumps & Lines Maintenance | Tiburon | -2,123.57 |
| TOTAL | | | | | | -3,455.20 |

Sanitary Distr. No.5 of Marin Co.

Warrant List Detail

February 10 through March 9, 2021

03/08/21

| Date | Num | Name | Memo | Account | Class | Paid Amount |
|----------|------|----------------------------|---|---|--|--|
| 03/09/21 | 8122 | Ray Morgan Company | Acct#: TS27, LaserFishe Annual Software Support, April 2021 (FY21-22 AJE) LF Annual Software Support, 4.21.2021- 6.30.2021 LF Annual Software Support, 4.21.2021- 6.30.2021 LF Annual Software Support, 4.21.2021- 6.30.2021 LF Annual Software Support, 4.21.2021- 6.30.2021 (FY21-22 AJE) LF Annual Software Support, 4.21.2021- 6.30.2021 (FY21-22 AJE) LF Annual Software Support, 4.21.2021- 6.30.2021 (FY21-22 AJE) | JP Morgan Chase - Primary 7399 8510 · Data/Alarms/IT Supp & Licensing 8510 · Data/Alarms/IT Supp & Licensing 8510 · Data/Alarms/IT Supp & Licensing 8510 · Data/Alarms/IT Supp & Licensing 8510 · Data/Alarms/IT Supp & Licensing 8510 · Data/Alarms/IT Supp & Licensing | Belvedere Tiburon:Paradise Cove Tiburon Belvedere Tiburon:Paradise Cove Tiburon | -204.09 -14.70 -348.91 -775.55 -55.87 -1,325.88 |
| TOTAL | | | | | | -2,725.00 |
| 03/09/21 | 8123 | Robert L Talavera, LLC | SSGIS ArcView Support, February 2021 Inv #RLT02210F1, SSGIS ArcView Support - Upload pipe history data, install, tra... Inv #RLT02210F1, SSGIS ArcView Support - Upload pipe history data, install, tra... Inv #RLT02210F1, SSGIS ArcView Support - Upload pipe history data, install, tra... | JP Morgan Chase - Primary 7399 8510 · Data/Alarms/IT Supp & Licensing 8510 · Data/Alarms/IT Supp & Licensing 8510 · Data/Alarms/IT Supp & Licensing | Belvedere Tiburon:Paradise Cove Tiburon | -215.70 -15.54 -368.76 |
| TOTAL | | | | | | -600.00 |
| 03/09/21 | 8124 | Roy's Sewer Service, Inc. | P&L, January - February 2021 Inv #210978, Cleared line at Marinero Cir., Tiburon, as directed, 1.6.21 Inv #211615, Cleared line at 116 Lyford Dr., as directed, 2.6.21 Inv #211343, Cleared line at 242 Beach Rd., as directed, 2.3.21 Inv #211616, Night work: Cleaned SD5 M.P. Grit Chamber, as directed, 2.4.21 Inv #211616, Night work: Cleaned SD5 M.P. Grit Chamber, as directed, 2.4.21 | JP Morgan Chase - Primary 7399 7011 · Pumps & Lines Maintenance 7011 · Pumps & Lines Maintenance 7011 · Pumps & Lines Maintenance 7011 · Pumps & Lines Maintenance 7011 · Pumps & Lines Maintenance | Tiburon Tiburon Belvedere Belvedere Tiburon | -1,194.00 -1,750.00 -199.00 -3,340.36 -5,709.65 |
| TOTAL | | | | | | -12,193.01 |
| 03/09/21 | 8125 | Solenis, LLC | Pyr #: 441488, M.P. Chemicals, February 2021 Inv #131767855, M.P. Maint, Chemicals - Praestol for Screwpress & Rotary Dru... Inv #131767855, M.P. Maint, Chemicals - Praestol for Screwpress & Rotary Dru... | JP Morgan Chase - Primary 7399 7024 · Main Plant Chemicals 7024 · Main Plant Chemicals | Belvedere Tiburon | -1,511.68 -2,583.90 |
| TOTAL | | | | | | -4,095.58 |
| 03/09/21 | 8126 | Terminix Processing Center | Acct #327163, Pest Control, February 2021 Inv #405173210, Pest (Rodent) Control @ all SD5 Belv PS - February 2020 Inv #405173210, Pest (Rodent) Control @ all SD5 Tib PS - February 2020 | JP Morgan Chase - Primary 7399 7028 · Grounds Maintenance 7028 · Grounds Maintenance | Belvedere Tiburon | -151.85 -259.55 |
| TOTAL | | | | | | -411.40 |
| 03/09/21 | 8127 | U.S. Bank | Acct#:4246-0441-0158-3635, January - February 2021 #0822/9545: #0822/9545: #0822/9545: #0822/9545: #0822/9545: #0822/9545: #0822/9545: Stamps, 12.24.2020 #0822/9545: Stamps, 12.24.2020 #0822/9545: Stamps, 12.24.2020 #0822/9545: Stamps, 12.24.2020 #0822/9545:M.P. Supplies, Harbor Freight & Amazon, 12.28.2020, 1.9.2021 #0822/9545:M.P. Supplies, Harbor Freight & Amazon, 12.28.2020, 1.9.2021 #0822/9545: Anitbiotic Kleenex, 1.6.2020 #0822/9545: Anitbiotic Kleenex, 1.6.2020 #0822/9545: Napa Auto Parts + Federal Signal Safety, 12.6.2020, 12.30.2020 #0822/9545: Napa Auto Parts + Federal Signal Safety, 12.6.2020, 12.30.2020 #0822/9545: Napa Auto Parts + Federal Signal Safety, 12.6.2020, 12.30.2020 | JP Morgan Chase - Primary 7399 6001 · Advertising 6001 · Advertising 6001 · Advertising 6018.1 · Meetings & Travel 6018.1 · Meetings & Travel 6018.1 · Meetings & Travel 6056 · Postage 6056 · Postage 6056 · Postage 6056 · Postage 7021 · Plant Maintenance Supplies 7021 · Plant Maintenance Supplies 7023 · Janitorial Supplies & Service 7023 · Janitorial Supplies & Service 7072 · Truck Maintenance 7072 · Truck Maintenance 7072 · Truck Maintenance | Belvedere Tiburon:Paradise Cove Tiburon Belvedere Tiburon:Paradise Cove Tiburon Belvedere Tiburon:Paradise Cove Tiburon Belvedere Tiburon Belvedere Tiburon Belvedere Tiburon:Paradise Cove Tiburon | -131.22 -9.45 -224.33 -59.48 -4.28 -101.68 -5.43 -0.39 -9.28 -143.18 -244.74 -10.31 -17.61 -99.62 -7.18 -170.30 |
| TOTAL | | | | | | -1,238.48 |

Sanitary Distr. No.5 of Marin Co.

Warrant List Detail

February 10 through March 9, 2021

03/08/21

| Date | Num | Name | Memo | Account | Class | Paid Amount |
|----------|------|-----------------------------------|---|---|--|--|
| 03/09/21 | 8128 | Univar | Cust ID #STDT001, Chemicals, February 2021 Inv #48980269, Sodium Bisulfite 25% (\$1.1630/Gal), February 2021 Inv #48980269, Sodium Bisulfite 25% (\$1.1630/Gal), February 2021 Inv #48980269, Sodium Bisulfite 25% (\$1.1630/Gal), February 2021 Inv #48949992, Sodium Bisulfite 25% (\$1.1630/Gal), February 2021 Inv #48949992, Sodium Bisulfite 25% (\$1.1630/Gal), February 2021 Inv #48949992, Sodium Bisulfite 25% (\$1.1630/Gal), February 2021 | JP Morgan Chase - Primary 7399 7024 · Main Plant Chemicals 7042 · Paradise Supplies & Chemicals 7024 · Main Plant Chemicals 7024 · Main Plant Chemicals 7042 · Paradise Supplies & Chemicals 7024 · Main Plant Chemicals | Belvedere Tiburon:Paradise Cove Tiburon Belvedere Tiburon:Paradise Cove Tiburon | -2,012.95 -145.02 -3,441.34 -2,106.94 -151.79 -3,602.02 |
| TOTAL | | | | | | -11,460.06 |
| 03/09/21 | 8129 | USA BlueBook | Cust #933682, Safety/PPE Supplies, December 2020 - February 2021 Inv ##450774, 489096, #488833, Inv #933682, SD5 Chemicals (all zones), Janu... Inv #489096, #488833, Inv #933682, Inv #503871, SD5 Chemicals (all zones), J... Inv #489096, #488833, Inv #933682, SD5 Chemicals (all zones), January - Febru... Inv #450774, Safety/PPE/COVID Supplies, December 2020 Inv #450774, Safety/PPE/COVID Supplies, December 2020 Inv #450774, Safety/PPE/COVID Supplies, December 2020 | JP Morgan Chase - Primary 7399 7024 · Main Plant Chemicals 7042 · Paradise Supplies & Chemicals 7024 · Main Plant Chemicals 8515 · Safety 8515 · Safety 8515 · Safety | Belvedere Tiburon Tiburon Belvedere Tiburon:Paradise Cove Tiburon | -1,093.02 -485.51 -1,868.54 -1,006.24 -72.49 -1,720.27 |
| TOTAL | | | | | | -6,246.07 |
| 03/09/21 | 8130 | Waste Management of Redwood La... | Acct #507-0000190-1507-2, Sludge Disposal, February 2021 Inv #0102076-1507-0, Sludge Disposal - 4 Drop-offs, 28.51 tons, February 2021 Inv #0102076-1507-0, Sludge Disposal - 4 Drop-offs, 28.51 tons, February 2021 | JP Morgan Chase - Primary 7399 7029 · Main Plant Sludge Disposal 7029 · Main Plant Sludge Disposal | Belvedere Tiburon | -586.63 -1,002.71 |
| TOTAL | | | | | | -1,589.34 |
| 03/09/21 | 8131 | Weco Industries | Acct #MARINC, Vactor Truck Parts, February 2021 Inv #0047055-IN, removal of old & installation of new rodder equipment - Februar... Inv #0047055-IN, removal of old & installation of new rodder equipment - Februar... Inv #0047055-IN, removal of old & installation of new rodder equipment - Februar... | JP Morgan Chase - Primary 7399 7072 · Truck Maintenance 7072 · Truck Maintenance 7072 · Truck Maintenance | Belvedere Tiburon:Paradise Cove Tiburon | -1,087.74 -78.37 -1,859.60 |
| TOTAL | | | | | | -3,025.71 |
| 03/09/21 | 8132 | Wintersun Chemical | M.P. Chemicals, January 2021 Inv #2008547-04 M.P. Odor Control - Ferrous Chloride Solution, January 2021 - r... Inv #2008547-04 M.P. Odor Control - Ferrous Chloride Solution, January 2021 - r... | JP Morgan Chase - Primary 7399 7024 · Main Plant Chemicals 7024 · Main Plant Chemicals | Belvedere Tiburon | -11.07 -18.93 |
| TOTAL | | | | | | -30.00 |
| 03/09/21 | 8133 | WorkSmart Automation, Inc. | SD5 Comm System Maintenance, February 2021 Inv #5074 & Inv #5081, Add'l SCADA Upgrade: Install, set-up, configure + test ne... Inv #5074 & Inv #5081, Add'l SCADA Upgrade: Install, set-up, configure + test ne... Inv #5074 & Inv #5081, Add'l SCADA Upgrade: Install, set-up, configure + test ne... | JP Morgan Chase - Primary 7399 8510 · Data/Alarms/IT Supp & Licensing 8510 · Data/Alarms/IT Supp & Licensing 8510 · Data/Alarms/IT Supp & Licensing | Belvedere Tiburon:Paradise Cove Tiburon | -7,701.39 -554.84 -13,166.27 |
| TOTAL | | | | | | -21,422.50 |
| 03/09/21 | 8135 | Rosser, John | S/B Mi. Reimb., January - February 2021 Belv P&L, Standby Mi. Reimb., thru 2.13.2021 Tib P&L, Standby Mi. Reimb., thru 2.13.2021 | JP Morgan Chase - Primary 7399 6018.2 · Standby Mileage Expense Reimb 6018.2 · Standby Mileage Expense Reimb | Belvedere Tiburon | -220.70 -122.61 |
| TOTAL | | | | | | -343.31 |
| 03/09/21 | 8136 | Swett, Drake | Reimb. for CalPERS 457 Contribution, February 2021 Reimb. for CalPERS 457 Contribution w/h at 2.26.2021 PR check | JP Morgan Chase - Primary 7399 8008 · Deferred Comp 457 | Tiburon | -40.00 |
| TOTAL | | | | | | -40.00 |

Sanitary Distr. No.5 of Marin Co.

Warrant List Detail

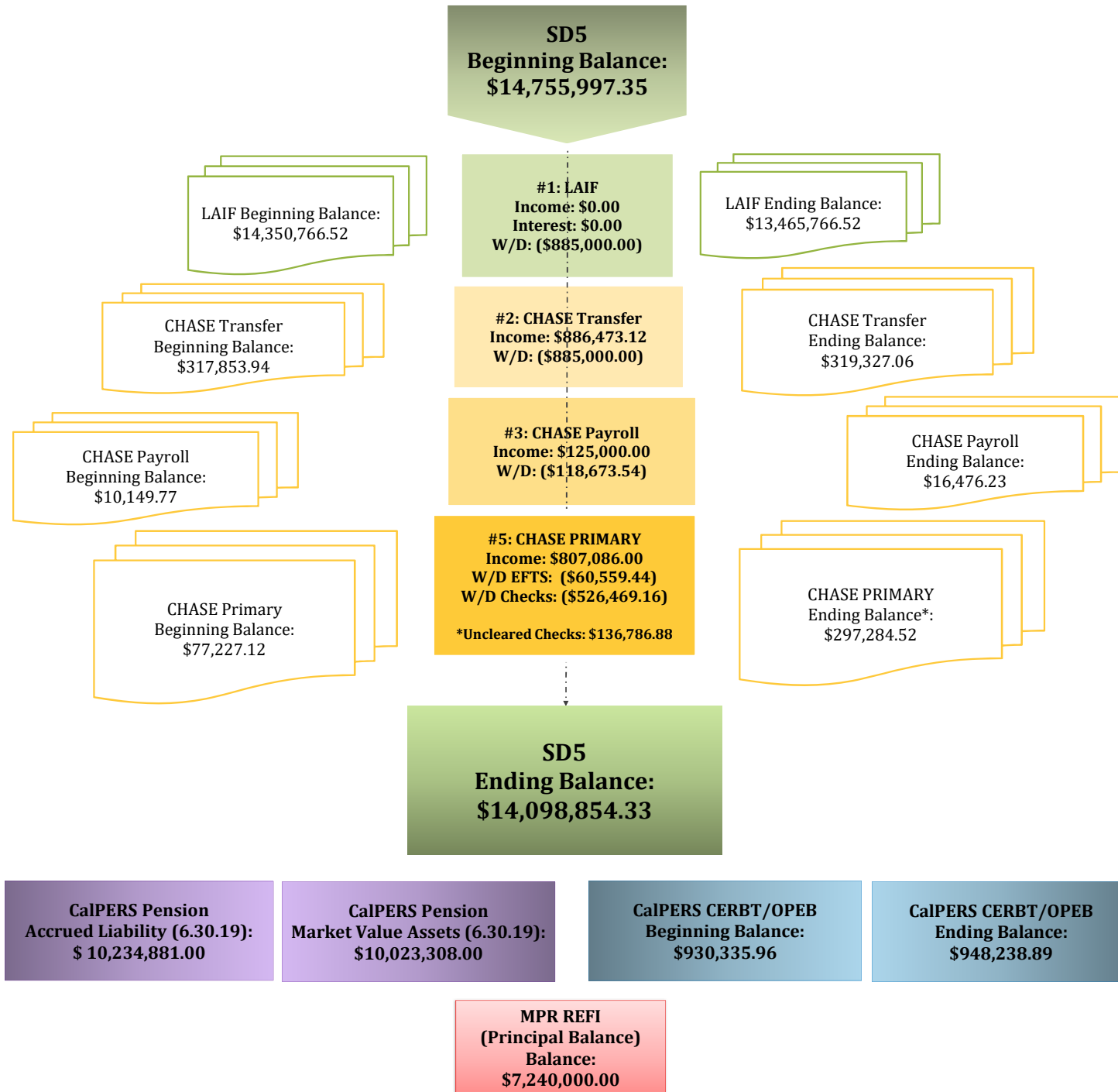
February 10 through March 9, 2021

03/08/21

| Date | Num | Name | Memo | Account | Class | Paid Amount |
|----------|------|------------------------------|---|--------------------------------|-----------------------|-------------|
| 03/09/21 | 8137 | Pacific Gas & Electric | Acct #2908031411-4, Utilities, January 2020 | JP Morgan Chase - Primary 7399 | | |
| | | | Acct #2908031411-4, Main Plant Utilities, January 2020 | 8542 · Main Plant Utilities | Belvedere | -5,702.74 |
| | | | Acct #2908031411-4, P.C. Plant Utilities, January 2020 | 8543 · Paradise Cove Utilities | Tiburon:Paradise Cove | -2,068.85 |
| | | | Acct #2908031411-4, Main Plant Utilities, January 2020 | 8542 · Main Plant Utilities | Tiburon | -9,747.65 |
| | | | Acct #2908031411-4, Belv Pump St Utilities, January 2020 | 8544 · Pump Station Utilities | Belvedere | -1,834.34 |
| | | | Acct #2908031411-4, P.C. Pump St Utilities, January 2020 | 8544 · Pump Station Utilities | Tiburon:Paradise Cove | -372.84 |
| | | | Acct #2908031411-4, Tib Pump St Utilities, January 2020 | 8544 · Pump Station Utilities | Tiburon | -2,089.98 |
| TOTAL | | | | | | -21,816.40 |
| 03/09/21 | 8138 | Zions Bank Corporation, N.A. | CB&T: #000140000098948, MPR Refi, March 2021 | JP Morgan Chase - Primary 7399 | | |
| | | | #000140000098948 - MPR Refi Pmt - Interest due 4/1/21 (B: 35.22%) | 9735 · MPR Refi - Interest | Belvedere | -31,619.11 |
| | | | #000140000098948 - MPR Refi Pmt - Interest due 4/1/21 (T: 64.78%) | 9735 · MPR Refi - Interest | Tiburon | -58,156.89 |
| TOTAL | | | | | | -89,776.00 |

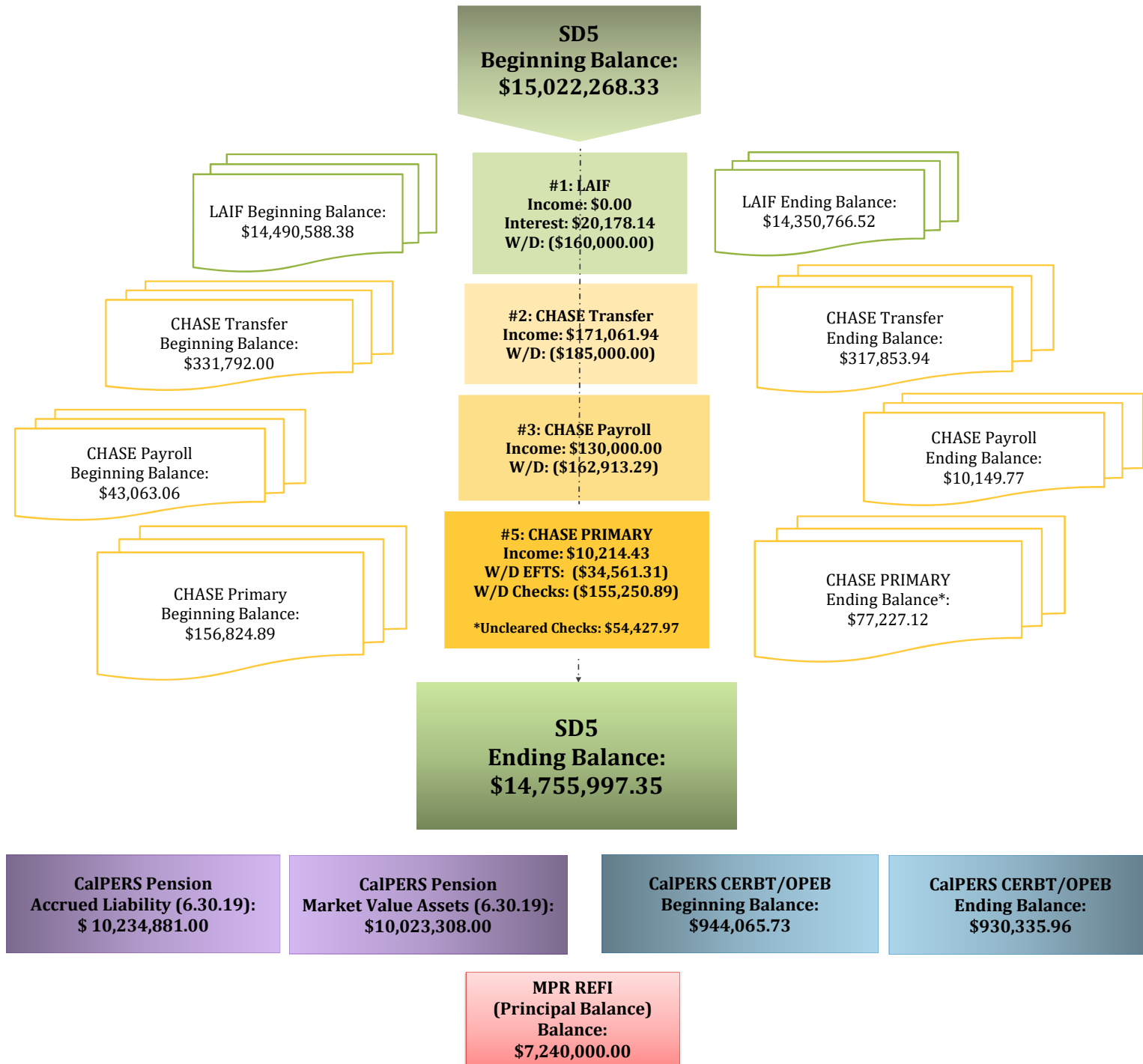
CASH FLOW CHART

SANITARY DISTRICT NO. 5 OF MARIN COUNTY: FEBRUARY 2021



CASH FLOW CHART

SANITARY DISTRICT NO. 5 OF MARIN COUNTY: JANUARY 2021



FEB 10, 2021

SANITARY DISTRICT NO 5 - 0400-2116
PO BOX 227
BELVEDERE TIBURON, CA 94920

CHECK DATE : 02/12/2021 WEEK 7
PERIOD BEGIN : 02/01/2021
PERIOD END : 02/15/2021

Dear Paychex Preview Client,

Enclosed are your payroll reports and checks. Please verify that all information is accurate and correct. If there are any questions or concerns, please contact us immediately.

If you have tax deposits due, ensure the deposits are initiated at least one banking day prior to the due date to avoid penalties. We will assume that these deposits were made on the due dates and they will be reflected on your returns accordingly.

This is a summary of your payroll transactions of the check date of 02/12/2021. It does not reflect miscellaneous administrative charges. Please refer to your Paychex Human Resource Services invoice(s) for any additional cash required for this check date.

PAYROLL TOTALS

| | | | |
|--|-----------------|--------------------------|----|
| DIRECT DEPOSIT DEBITED FROM YOUR ACCOUNT | 38240.44 | | |
| READYCHEX DEBITED FROM YOUR ACCOUNT | 0.00 | NUMBER OF PAYROLL CHECKS | 17 |
| TOTAL NET PAYROLL | 38240.44 | | |

| | | |
|-----------------|----------|--|
| BILLING PAYMENT | 254.90 ✓ | Withdrawal made by PAYCHEX INC. on above check date. |
|-----------------|----------|--|

| | | | |
|-----------------------------------|-------------------|---------------------------------|----|
| AMOUNT DEBITED FROM TAX ACCOUNT | 20126.54 | | |
| TOTAL TAX LIABILITY DUE BY CLIENT | 0.00 | | |
| TOTAL TAX LIABILITY | 20126.54 ✓ | NUMBER OF CHECKS PRINTED | 17 |

RECEIVED
FEB 11 2021
Sanitary District No. 5
of Marin County

| | | | |
|---|-----------------|---|---|
| ADJUSTMENTS TO TAX LIABILITY | | | |
| TOTAL ADJUSTMENTS | -0.00 | | |
| TOTAL NET PAYROLL, TAX LIABILITY, AND SERVICES | 58366.98 | | |
| TOTAL COST OF PAYROLL | 58621.88 | NUMBER OF MANUAL/VOID TRANSACTIONS | 0 |

Handwritten signature

Important: If you filed Form 7200, Advance Payment of Employer Credits Due to COVID-19, please notify your Paychex representative so that credits are accurately reported on Form 941.

TAX DEPOSITS DUE

| TAX AGENCY | TAXPAY | NON-TAXPAY | DUE DATE | |
|------------|----------|------------|------------|--|
| FEDERAL | 16953.41 | | 02/18/2021 | Deposit made by PAYCHEX INC. on your behalf. |
| STATE - CA | 2904.76 | | 02/18/2021 | Deposit made by PAYCHEX INC. on your behalf. |

FEB 24, 2021

SANITARY DISTRICT NO 5 - 0400-2116
PO BOX 227
BELVEDERE TIBURON, CA 94920

CHECK DATE : 02/26/2021 WEEK 9
PERIOD BEGIN : 02/16/2021
PERIOD END : 02/28/2021

Dear Paychex Preview Client,

Enclosed are your payroll reports and checks. Please verify that all information is accurate and correct. If there are any questions or concerns, please contact us immediately.

If you have tax deposits due, ensure the deposits are initiated at least one banking day prior to the due date to avoid penalties. We will assume that these deposits were made on the due dates and they will be reflected on your returns accordingly.

This is a summary of your payroll transactions of the check date of 02/26/2021. It does not reflect miscellaneous administrative charges. Please refer to your Paychex Human Resource Services invoice(s) for any additional cash required for this check date.

PAYROLL TOTALS

| | | | |
|--|-----------------|--------------------------|----|
| DIRECT DEPOSIT DEBITED FROM YOUR ACCOUNT | 35857.02 | | |
| READYCHEX DEBITED FROM YOUR ACCOUNT | 0.00 | NUMBER OF PAYROLL CHECKS | 15 |
| TOTAL NET PAYROLL | 35857.02 | | |

| | | | |
|-----------------|--------|---|--|
| BILLING PAYMENT | 245.20 | X | Withdrawal made by PAYCHEX INC. on above check date. |
|-----------------|--------|---|--|

| | | | |
|-----------------------------------|-----------------|---------------------------------|-----------|
| AMOUNT DEBITED FROM TAX ACCOUNT | 18665.14 | / | |
| TOTAL TAX LIABILITY DUE BY CLIENT | 0.00 | | |
| TOTAL TAX LIABILITY | 19399.15 | NUMBER OF CHECKS PRINTED | 15 |

ADJUSTMENTS TO TAX LIABILITY

| | | | |
|---|-----------------|---|--------------------------------------|
| FFCRA CREDIT APPLIED | | | |
| FEDERAL WITHHOLDING | -734.01 | | |
| EE/ER MEDICARE | -0.00 | | |
| EE/ER OASDI | -0.00 | | |
| TOTAL ADJUSTMENTS | -734.01 | / | |
| TOTAL NET PAYROLL, TAX LIABILITY, AND SERVICES | 54522.16 | | |
| TOTAL COST OF PAYROLL | 54767.36 | | NUMBER OF MANUAL/VOID TRANSACTIONS 0 |

Important: If you filed Form 7200, Advance Payment of Employer Credits Due to COVID-19, please notify your Paychex representative so that credits are accurately reported on Form 941.

Sanitary Distr. No.5 of Marin Co.
Comparative Balance Sheet
As of February 28, 2021

| | Feb 28, 21 | Jan 31, 21 | \$ Change |
|---|-----------------------------|-----------------------------|---------------------------|
| ASSETS | | | |
| Current Assets | | | |
| Checking/Savings | | | |
| Local Agency Investment Fund | | | |
| Belvedere | | | |
| Belvedere Operating | 3,225,155.72 | 3,352,408.12 | -127,252.40 |
| Belvedere Operating Reserve | 516,923.05 | 516,923.05 | 0.00 |
| Belvedere Capital & CIP Reserve | 1,895,862.39 | 1,816,226.34 | 79,636.05 |
| Belvedere PERS Retirement Trust | 366,215.00 | 366,215.00 | 0.00 |
| Belvedere Disaster Recovery Fnd | 356,250.00 | 356,250.00 | 0.00 |
| Total Belvedere | 6,360,406.16 | 6,408,022.51 | -47,616.35 |
| Tiburon | | | |
| Tiburon Operating | 1,537,662.95 | 1,913,243.21 | -375,580.26 |
| Tiburon Operating Reserve | 683,930.00 | 683,930.00 | 0.00 |
| Tiburon Capital & CIP Reserve | 3,226,277.41 | 3,688,080.80 | -461,803.39 |
| Tiburon PERS Retirement Trust | 661,740.00 | 661,740.00 | 0.00 |
| Tiburon Disaster Recovery Fund | 643,750.00 | 643,750.00 | 0.00 |
| Total Tiburon | 6,753,360.36 | 7,590,744.01 | -837,383.65 |
| Local Agency Investment Fund - Other | 352,000.00 | 352,000.00 | 0.00 |
| Total Local Agency Investment Fund | 13,465,766.52 | 14,350,766.52 | -885,000.00 |
| JP Morgan Chase - Primary 7399 | 160,497.64 | 19,799.15 | 140,698.49 |
| JP Morgan Chase - Payroll 7506 | 16,476.23 | 10,149.77 | 6,326.46 |
| JP Morgan Chase - Transfer 7522 | 319,327.06 | 317,853.94 | 1,473.12 |
| Total Checking/Savings | 13,962,067.45 | 14,698,569.38 | -736,501.93 |
| Accounts Receivable | | | |
| Accounts Receivable | 19,120.43 | 18,595.43 | 525.00 |
| Total Accounts Receivable | 19,120.43 | 18,595.43 | 525.00 |
| Other Current Assets | | | |
| Petty Cash | 881.92 | 881.92 | 0.00 |
| Total Other Current Assets | 881.92 | 881.92 | 0.00 |
| Total Current Assets | 13,982,069.80 | 14,718,046.73 | -735,976.93 |
| Fixed Assets | 19,228,004.19 | 19,228,004.19 | 0.00 |
| Other Assets | | | |
| Debt Issuance Cost | 93,188.00 | 93,188.00 | 0.00 |
| Total Other Assets | 93,188.00 | 93,188.00 | 0.00 |
| TOTAL ASSETS | <u>33,303,261.99</u> | <u>34,039,238.92</u> | <u>-735,976.93</u> |
| LIABILITIES & EQUITY | | | |
| Liabilities | | | |
| Current Liabilities | | | |
| Other Current Liabilities | | | |
| Deferred Income for Permits | 2,300.00 | 2,300.00 | 0.00 |
| Compensated Absences Current | 133,202.91 | 133,202.91 | 0.00 |
| Retainage Payable | 147,512.77 | 130,088.97 | 17,423.80 |
| MPR Rev Bond Interest Payable | 50,341.00 | 50,341.00 | 0.00 |
| MPR Rev Bonds Payable Current | 660,000.00 | 660,000.00 | 0.00 |
| Total Other Current Liabilities | 993,356.68 | 975,932.88 | 17,423.80 |
| Total Current Liabilities | 993,356.68 | 975,932.88 | 17,423.80 |
| Long Term Liabilities | | | |
| 2061 · OPEB Related Liability | 809,282.00 | 809,282.00 | 0.00 |
| Pension-related Liabilities | -484,265.00 | -484,265.00 | 0.00 |
| MPR Revenue Bonds Payable | 7,240,000.00 | 7,240,000.00 | 0.00 |
| Total Long Term Liabilities | 7,565,017.00 | 7,565,017.00 | 0.00 |
| Total Liabilities | 8,558,373.68 | 8,540,949.88 | 17,423.80 |
| Equity | | | |
| 3900 · Net Assets | 26,485,416.11 | 26,485,416.11 | 0.00 |
| Net Income | -1,740,527.80 | -987,127.07 | -753,400.73 |
| Total Equity | 24,744,888.31 | 25,498,289.04 | -753,400.73 |
| TOTAL LIABILITIES & EQUITY | <u>33,303,261.99</u> | <u>34,039,238.92</u> | <u>-735,976.93</u> |

Sanitary Distr. No.5 of Marin Co. Annual Budget vs Actual Expenses July 2020 through February 2021

| | Jul '20 - Feb 21 | Budget | \$ Over Budget | % of Bu... |
|--|---------------------|---------------------|----------------------|---------------|
| Ordinary Income/Expense | | | | |
| Income | | | | |
| 5000 · Property Taxes | | | | |
| 5001.2 · TEETER | 479,514.16 | 700,000.00 | -220,485.84 | 68.5% |
| 5002 · UNSEC | 16,276.23 | 13,000.00 | 3,276.23 | 125.2% |
| 5003 · PUNS / PRIOR UNSECURED | 493.50 | 0.00 | 493.50 | 100.0% |
| 5004 · REDEMPTION / RDMPT | 474.53 | 500.00 | -25.47 | 94.9% |
| 5006 · SPLU | 332.41 | 100.00 | 232.41 | 332.4% |
| 5041 · SUPSEC | 8,619.08 | 15,000.00 | -6,380.92 | 57.5% |
| 5043 · SECU | 86.54 | 0.00 | 86.54 | 100.0% |
| 5046 · Excess ERAF | 228,132.83 | 250,000.00 | -21,867.17 | 91.3% |
| 5280 · HOPTR | 1,844.73 | 3,333.00 | -1,488.27 | 55.3% |
| 5483 · Other tax | 3,691.39 | | | |
| Total 5000 · Property Taxes | 739,465.40 | 981,933.00 | -242,467.60 | 75.3% |
| 5007 · Sewer Service Charge | | | | |
| 5007.1 · Sewer Service - Tiburon Ops | 1,358,301.61 | 2,523,700.00 | -1,165,398.39 | 53.8% |
| 5007.5 · Sewer Service - Tiburon Cap | 65,285.72 | 121,313.00 | -56,027.28 | 53.8% |
| 5007.2 · Sewer Service-Belv Ops | 775,841.78 | 1,400,843.00 | -625,001.22 | 55.4% |
| 5007.3 · Sewer Service-Belv Cap | 506,541.33 | 914,600.00 | -408,058.67 | 55.4% |
| 5007.4 · Other User Fees | 0.00 | 24,826.00 | -24,826.00 | 0.0% |
| Total 5007 · Sewer Service Charge | 2,705,970.44 | 4,985,282.00 | -2,279,311.56 | 54.3% |
| 5201 · Interest | | | | |
| 5201.1 · Interest County of Marin | 136.53 | | | |
| 5201.2 · Interest LAIF | 51,298.07 | 156,402.00 | -105,103.93 | 32.8% |
| Total 5201 · Interest | 51,434.60 | 156,402.00 | -104,967.40 | 32.9% |
| 5900.3 · Connection Fees | | | | |
| 5900.30 · Connection Permit Fees | 5,375.00 | 11,062.00 | -5,687.00 | 48.6% |
| 5900.31 · Collection | 58,545.50 | 100,000.00 | -41,454.50 | 58.5% |
| 5900.34 · Treatment | 56,909.50 | 100,000.00 | -43,090.50 | 56.9% |
| Total 5900.3 · Connection Fees | 120,830.00 | 211,062.00 | -90,232.00 | 57.2% |
| 5900.4 · Inspection Permit Fees | 14,978.00 | 11,062.00 | 3,916.00 | 135.4% |
| 5900.5 · SASM Expense Reimb. | 35,240.86 | 101,680.00 | -66,439.14 | 34.7% |
| 5900.9 · Other Income | 0.00 | 100.00 | -100.00 | 0.0% |
| 5900.10 · Paradise Sewer Line Ext. Fees | 0.00 | 13,806.00 | -13,806.00 | 0.0% |
| Total Income | 3,667,919.30 | 6,461,327.00 | -2,793,407.70 | 56.8% |
| Gross Profit | 3,667,919.30 | 6,461,327.00 | -2,793,407.70 | 56.8% |
| Expense | | | | |
| 6000 · Administrative Expenses | | | | |
| 6001 · Advertising | 0.00 | 1,000.00 | -1,000.00 | 0.0% |
| 6008 · Audit & Accounting | 26,670.03 | 35,000.00 | -8,329.97 | 76.2% |
| 6017 · Consulting Fees | 265,144.84 | 200,000.00 | 65,144.84 | 132.6% |
| 6018 · Travel & Meetings | | | | |
| 6018.1 · Meetings & Travel | 1,903.11 | 7,000.00 | -5,096.89 | 27.2% |
| 6018.2 · Standby Mileage Expense Reimb | 5,343.33 | 8,000.00 | -2,656.67 | 66.8% |
| Total 6018 · Travel & Meetings | 7,246.44 | 15,000.00 | -7,753.56 | 48.3% |
| 6020 · Continuing Education | 3,001.78 | 10,000.00 | -6,998.22 | 30.0% |
| 6021 · County Fees | 10,358.00 | 16,500.00 | -6,142.00 | 62.8% |
| 6024 · Director Fees | 2,700.00 | 9,000.00 | -6,300.00 | 30.0% |
| 6025 · Dues & Subscriptions | 24,548.78 | 34,000.00 | -9,451.22 | 72.2% |
| 6026 · Elections | 0.00 | 9,000.00 | -9,000.00 | 0.0% |
| 6033 · Insurance Property & Liability | | | | |
| 6033.1 · PLP Public Entity Phys Damage | 15,456.00 | 23,301.00 | -7,845.00 | 66.3% |
| 6033.2 · General Liability | 68,348.00 | 43,291.00 | 25,057.00 | 157.9% |
| 6033.3 · Physical Property Damage - Auto | 3,730.00 | 1,435.00 | 2,295.00 | 259.9% |
| Total 6033 · Insurance Property & Liability | 87,534.00 | 68,027.00 | 19,507.00 | 128.7% |

Sanitary Distr. No.5 of Marin Co.
Annual Budget vs Actual Expenses
July 2020 through February 2021

| | Jul '20 - Feb 21 | Budget | \$ Over Budget | % of Bu... |
|--|-------------------|-------------------|--------------------|---------------|
| 6039 · Legal | 11,106.00 | 50,000.00 | -38,894.00 | 22.2% |
| 6047 · Office Supplies | 7,483.05 | 13,000.00 | -5,516.95 | 57.6% |
| 6056 · Postage | 300.66 | 1,000.00 | -699.34 | 30.1% |
| 6059 · Pollution Prevention/Public Edu | 3,526.19 | 5,000.00 | -1,473.81 | 70.5% |
| 6065 · Miscellaneous Expense | 59.95 | | | |
| Total 6000 · Administrative Expenses | 449,679.72 | 466,527.00 | -16,847.28 | 96.4% |
| 7000 · Ops & Maintenance Expenses | | | | |
| 7010 · Pumps & Lines Maintenance | | | | |
| 7011 · Pumps & Lines Maintenance | 67,252.78 | 50,000.00 | 17,252.78 | 134.5% |
| 7013 · Emergency Line Repair | -18,991.09 | 50,000.00 | -68,991.09 | -38.0% |
| Total 7010 · Pumps & Lines Maintenance | 48,261.69 | 100,000.00 | -51,738.31 | 48.3% |
| 7020 · Main Plant Maintenance | | | | |
| 7021 · Plant Maintenance Supplies | 19,809.22 | 15,000.00 | 4,809.22 | 132.1% |
| 7022 · Plant Maint. Parts & Service | 49,104.70 | 100,000.00 | -50,895.30 | 49.1% |
| 7023 · Janitorial Supplies & Service | 4,037.04 | 9,000.00 | -4,962.96 | 44.9% |
| 7024 · Main Plant Chemicals | 49,877.73 | 105,000.00 | -55,122.27 | 47.5% |
| 7025 · Lab Supplies & Chemicals | 6,392.62 | 15,000.00 | -8,607.38 | 42.6% |
| 7027 · Electrical & Instrument | 2,536.59 | 5,000.00 | -2,463.41 | 50.7% |
| 7028 · Grounds Maintenance | 279.36 | 5,000.00 | -4,720.64 | 5.6% |
| 7029 · Main Plant Sludge Disposal | 22,702.32 | 40,000.00 | -17,297.68 | 56.8% |
| Total 7020 · Main Plant Maintenance | 154,739.58 | 294,000.00 | -139,260.42 | 52.6% |
| 7040 · Paradise Cove Plant Maint | | | | |
| 7041 · Paradise Parts & Service | 9,555.84 | 10,000.00 | -444.16 | 95.6% |
| 7042 · Paradise Supplies & Chemicals | 5,830.57 | 5,000.00 | 830.57 | 116.6% |
| 7043 · Paradise Sludge Disposal | 2,645.00 | 8,000.00 | -5,355.00 | 33.1% |
| Total 7040 · Paradise Cove Plant Maint | 18,031.41 | 23,000.00 | -4,968.59 | 78.4% |
| 7050 · Monitoring | | | | |
| 7051 · Main Plant Lab Monitoring | 21,799.60 | 50,000.00 | -28,200.40 | 43.6% |
| 7052 · Paradise Cove Monitoring | 6,795.10 | 15,000.00 | -8,204.90 | 45.3% |
| 7053 · Chronic Toxicity Program Eval | 1,974.50 | | | |
| Total 7050 · Monitoring | 30,569.20 | 65,000.00 | -34,430.80 | 47.0% |
| 7060 · Permits/Fees | | | | |
| 7061 · Main Plant NPDES Renewal | 8,569.50 | | | |
| 7062 · Permits/Fees - General | 39,061.18 | 41,000.00 | -1,938.82 | 95.3% |
| 7063 · Paradise Cove Permits/Fees | 7,667.94 | 8,000.00 | -332.06 | 95.8% |
| 7064 · Paradise Cove NPDES Renewal | 0.00 | 40,000.00 | -40,000.00 | 0.0% |
| Total 7060 · Permits/Fees | 55,298.62 | 89,000.00 | -33,701.38 | 62.1% |
| 7070 · Truck Maintenance | | | | |
| 7071 · Fuel | 5,900.15 | 8,000.00 | -2,099.85 | 73.8% |
| 7072 · Truck Maintenance | 17,843.83 | 8,000.00 | 9,843.83 | 223.0% |
| Total 7070 · Truck Maintenance | 23,743.98 | 16,000.00 | 7,743.98 | 148.4% |
| Total 7000 · Ops & Maintenance Expenses | 330,644.48 | 587,000.00 | -256,355.52 | 56.3% |
| 8000 · Salaries and Benefits Expenses | | | | |
| 8001 · Salaries | 782,991.17 | 1,143,549.00 | -360,557.83 | 68.5% |
| 8003 · Overtime | 73,373.46 | 100,000.00 | -26,626.54 | 73.4% |
| 8004 · Standby Pay | 47,846.39 | 72,450.00 | -24,603.61 | 66.0% |
| 8005 · Employee Incentives | 12,000.00 | 45,000.00 | -33,000.00 | 26.7% |
| 8006 · Vacation Buyout | 23,319.89 | 25,000.00 | -1,680.11 | 93.3% |
| 8013 · Payroll Taxes | 62,132.23 | 98,212.00 | -36,079.77 | 63.3% |
| 8015 · Payroll/Bank Fees | 4,366.36 | 5,500.00 | -1,133.64 | 79.4% |
| 8016 · Car Allowance | 6,000.01 | 6,000.00 | 0.01 | 100.0% |
| 8019 · PERS Retirement | | | | |
| 8019.05 · PERS Retirement | 86,479.22 | 253,061.00 | -166,581.78 | 34.2% |
| 8019.08 · PERS Retirement - CalPERS UAL | 96,367.00 | 20,000.00 | 76,367.00 | 481.8% |
| 8019.10 · PERS Retirement Trust | 0.00 | 313,250.00 | -313,250.00 | 0.0% |
| 8019 · PERS Retirement - Other | 950.00 | | | |
| Total 8019 · PERS Retirement | 183,796.22 | 586,311.00 | -402,514.78 | 31.3% |

Sanitary Distr. No.5 of Marin Co. Annual Budget vs Actual Expenses July 2020 through February 2021

| | Jul '20 - Feb 21 | Budget | \$ Over Budget | % of Bu... |
|--|------------------|--------------|----------------|------------|
| 8020 · Employee Health | | | | |
| 8020.05 · Employee Health | 130,814.86 | 200,653.00 | -69,838.14 | 65.2% |
| 8021 · Employee Health Deductions | -1,985.28 | | | |
| Total 8020 · Employee Health | 128,829.58 | 200,653.00 | -71,823.42 | 64.2% |
| 8022 · Retiree Health | | | | |
| 8022.05 · Retiree Health | 53,721.02 | 80,994.00 | -27,272.98 | 66.3% |
| 8022.10 · CERBT/OPEB Annual Arc Contribtn | 0.00 | 72,400.00 | -72,400.00 | 0.0% |
| Total 8022 · Retiree Health | 53,721.02 | 153,394.00 | -99,672.98 | 35.0% |
| 8023 · Workers Comp Insurance | 41,318.00 | 50,250.00 | -8,932.00 | 82.2% |
| Total 8000 · Salaries and Benefits Expenses | 1,419,694.33 | 2,486,319.00 | -1,066,624.67 | 57.1% |
| 8500 · Other Operating Expenses | | | | |
| 8510 · Data/Alarms/IT Supp & Licensing | 101,335.55 | 80,000.00 | 21,335.55 | 126.7% |
| 8515 · Safety | 20,156.33 | 20,000.00 | 156.33 | 100.8% |
| 8520 · Personal Protection/Safety Wear | 5,294.58 | 15,000.00 | -9,705.42 | 35.3% |
| 8530 · Telephone | | | | |
| 8531 · Main Plant Telephones | 5,267.92 | 11,000.00 | -5,732.08 | 47.9% |
| 8532 · Paradise Cove Telephones | 2,444.95 | 4,000.00 | -1,555.05 | 61.1% |
| 8533 · Pumps & Lines Telephones | 3,362.20 | 7,000.00 | -3,637.80 | 48.0% |
| Total 8530 · Telephone | 11,075.07 | 22,000.00 | -10,924.93 | 50.3% |
| 8540 · Utilities | | | | |
| 8541 · Water | 4,400.21 | 5,000.00 | -599.79 | 88.0% |
| 8542 · Main Plant Utilities | 112,904.24 | 180,000.00 | -67,095.76 | 62.7% |
| 8543 · Paradise Cove Utilities | 10,692.66 | 13,500.00 | -2,807.34 | 79.2% |
| 8544 · Pump Station Utilities | 28,077.95 | 35,000.00 | -6,922.05 | 80.2% |
| Total 8540 · Utilities | 156,075.06 | 233,500.00 | -77,424.94 | 66.8% |
| Total 8500 · Other Operating Expenses | 293,936.59 | 370,500.00 | -76,563.41 | 79.3% |
| Total Expense | 2,493,955.12 | 3,910,346.00 | -1,416,390.88 | 63.8% |
| Net Ordinary Income | 1,173,964.18 | 2,550,981.00 | -1,377,016.82 | 46.0% |
| Other Income/Expense | | | | |
| Other Expense | | | | |
| 9100 · Capital Expenditures | | | | |
| 9200 · Main Plant Equipment Capital | | | | |
| 9209 · Screw Press Blend Redundancy | 0.00 | 15,000.00 | -15,000.00 | 0.0% |
| 9212 · Headworks Grinder Replacement | 23,486.90 | 15,000.00 | 8,486.90 | 156.6% |
| 9218 · Generator Control Panel | 0.00 | 35,000.00 | -35,000.00 | 0.0% |
| 9219 · CI2 Flash Mixer | 0.00 | 15,000.00 | -15,000.00 | 0.0% |
| 9220 · M.P. Office + Bath Flooring | 0.00 | 15,000.00 | -15,000.00 | 0.0% |
| 9221 · Portable Fuel Storage Tank | 0.00 | 15,000.00 | -15,000.00 | 0.0% |
| 9229.8 · Vehicle Replacement | 3,000.00 | | | |
| Total 9200 · Main Plant Equipment Capital | 26,486.90 | 110,000.00 | -83,513.10 | 24.1% |
| 9300 · Pumps & Lines Capital | | | | |
| 9303 · Lateral Camera | 362.71 | | | |
| 9306 · PS Pump & Valve Replacements | 0.00 | 50,000.00 | -50,000.00 | 0.0% |
| 9307 · PS Generator Replacement | 90,017.71 | | | |
| 9311 · Cove Rd Force Main Project | | | | |
| 9311.2 · Cove Rd FM - Const, Ph I | 1,913,957.10 | 1,200,000.00 | 713,957.10 | 159.5% |
| Total 9311 · Cove Rd Force Main Project | 1,913,957.10 | 1,200,000.00 | 713,957.10 | 159.5% |
| 9312 · Force Main Rehab - Mltpl Sites | 0.00 | 700,000.00 | -700,000.00 | 0.0% |
| 9313 · Manholes/Rodholes | 0.00 | 70,000.00 | -70,000.00 | 0.0% |
| 9314 · Portable Emergency Generators | 5,570.18 | 75,000.00 | -69,429.82 | 7.4% |
| 9227.8 · Rodder/Vactor Truck | 8,370.41 | | | |
| Total 9300 · Pumps & Lines Capital | 2,018,278.11 | 2,095,000.00 | -76,721.89 | 96.3% |

Sanitary Distr. No.5 of Marin Co.
Annual Budget vs Actual Expenses
July 2020 through February 2021

| | Jul '20 - Feb 21 | Budget | \$ Over Budget | % of Bu... |
|--|-----------------------------|-----------------------------|---------------------------|----------------------|
| 9400 · Paradise Cove Capital | | | | |
| 9401 · P.C. Sewer Line Rehab Prog | 0.00 | 500,000.00 | -500,000.00 | 0.0% |
| 9402 · P.C. Flow Meter Replacement | 19,501.62 | | | |
| 9404 · P.C. Infi WWI Access Replcmnt | 0.00 | | | |
| 9406 · P.C. Plant Grating Replacement | 0.00 | 20,000.00 | -20,000.00 | 0.0% |
| 9415 · P.C. Paint @ Treatment Plant | 52,759.00 | | | |
| Total 9400 · Paradise Cove Capital | 72,260.62 | 520,000.00 | -447,739.38 | 13.9% |
| 9500 · Undesignated Capital | | | | |
| 9510 · Undesignated Cap - M.P. | 0.00 | 25,000.00 | -25,000.00 | 0.0% |
| 9520 · Undesignated Cap - P.C. Plant | 0.00 | 10,000.00 | -10,000.00 | 0.0% |
| 9530 · Undesignated Cap - P & L | 0.00 | 50,000.00 | -50,000.00 | 0.0% |
| Total 9500 · Undesignated Capital | 0.00 | 85,000.00 | -85,000.00 | 0.0% |
| Total 9100 · Capital Expenditures | 2,117,025.63 | 2,810,000.00 | -692,974.37 | 75.3% |
| 9700 · Debt Service | | | | |
| 9730 · Debt Service - MPR Project | | | | |
| 9734 · MPR Refi - Principal | 660,000.00 | 660,000.00 | 0.00 | 100.0% |
| 9735 · MPR Refi - Interest | 100,656.26 | 190,457.00 | -89,800.74 | 52.8% |
| Total 9730 · Debt Service - MPR Project | 760,656.26 | 850,457.00 | -89,800.74 | 89.4% |
| Total 9700 · Debt Service | 760,656.26 | 850,457.00 | -89,800.74 | 89.4% |
| Total Other Expense | 2,877,681.89 | 3,660,457.00 | -782,775.11 | 78.6% |
| Net Other Income | -2,877,681.89 | -3,660,457.00 | 782,775.11 | 78.6% |
| Net Income | <u>-1,703,717.71</u> | <u>-1,109,476.00</u> | <u>-594,241.71</u> | <u>153.6%</u> |

Sanitary Distr. No.5 of Marin Co.
Zone Report
February 2021

03/08/21

| | Paradise C... (Tiburon) | Tiburon - Ot... (Tiburon) | Total Tiburon | Belvedere | TOTAL |
|--|----------------------------|------------------------------|---------------|-----------|------------|
| Ordinary Income/Expense | | | | | |
| Income | | | | | |
| 5000 · Property Taxes | | | | | |
| 5004 · REDEMPTION / RDMPT | 0.51 | 12.18 | 12.69 | 0.00 | 12.69 |
| 5041 · SUPSEC | 59.00 | 1,401.43 | 1,460.43 | 0.00 | 1,460.43 |
| Total 5000 · Property Taxes | 59.51 | 1,413.61 | 1,473.12 | 0.00 | 1,473.12 |
| 5900.3 · Connection Fees | | | | | |
| 5900.30 · Connection Permit Fees | 0.00 | 500.00 | 500.00 | 300.00 | 800.00 |
| 5900.31 · Collection | 0.00 | 2,709.00 | 2,709.00 | 0.00 | 2,709.00 |
| 5900.34 · Treatment | 0.00 | 3,745.00 | 3,745.00 | 0.00 | 3,745.00 |
| Total 5900.3 · Connection Fees | 0.00 | 6,954.00 | 6,954.00 | 300.00 | 7,254.00 |
| 5900.4 · Inspection Permit Fees | 0.00 | 1,781.00 | 1,781.00 | 2,650.00 | 4,431.00 |
| 5900.9 · Other Income | 0.00 | 0.00 | 0.00 | 0.00 | 0.00 |
| Total Income | 59.51 | 10,148.61 | 10,208.12 | 2,950.00 | 13,158.12 |
| Gross Profit | 59.51 | 10,148.61 | 10,208.12 | 2,950.00 | 13,158.12 |
| Expense | | | | | |
| 6000 · Administrative Expenses | | | | | |
| 6001 · Advertising | 0.00 | 0.00 | 0.00 | 0.00 | 0.00 |
| 6008 · Audit & Accounting | 26.42 | 626.91 | 653.33 | 366.70 | 1,020.03 |
| 6017 · Consulting Fees | 1,853.81 | 55,769.03 | 57,622.84 | 28,676.11 | 86,298.95 |
| 6018 · Travel & Meetings | | | | | |
| 6018.1 · Meetings & Travel | 0.00 | 0.00 | 0.00 | 0.00 | 0.00 |
| 6018.2 · Standby Mileage Expense Reimb | 0.00 | 280.18 | 280.18 | 814.82 | 1,095.00 |
| Total 6018 · Travel & Meetings | 0.00 | 280.18 | 280.18 | 814.82 | 1,095.00 |
| 6020 · Continuing Education | 4.40 | 104.48 | 108.88 | 61.12 | 170.00 |
| 6025 · Dues & Subscriptions | 13.54 | 321.42 | 334.96 | 188.03 | 522.99 |
| 6033 · Insurance Property & Liability | | | | | |
| 6033.1 · PLP Public Entity Phys Damage | -269.39 | -6,392.45 | -6,661.84 | -3,739.16 | -10,401.00 |
| 6033.2 · General Liability | 1,295.58 | 30,743.52 | 32,039.10 | 17,982.90 | 50,022.00 |
| 6033.3 · Physical Property Damage - Auto | 0.36 | 8.61 | 8.97 | 5.03 | 14.00 |
| Total 6033 · Insurance Property & Liability | 1,026.55 | 24,359.68 | 25,386.23 | 14,248.77 | 39,635.00 |
| 6047 · Office Supplies | 20.49 | 486.21 | 506.70 | 284.38 | 791.08 |
| 6056 · Postage | 0.73 | 17.30 | 18.03 | 10.12 | 28.15 |
| 6065 · Miscellaneous Expense | 0.00 | 0.00 | 0.00 | 0.00 | 0.00 |
| Total 6000 · Administrative Expenses | 2,945.94 | 81,965.21 | 84,911.15 | 44,650.05 | 129,561.20 |
| 7000 · Ops & Maintenance Expenses | | | | | |
| 7010 · Pumps & Lines Maintenance | | | | | |
| 7011 · Pumps & Lines Maintenance | 1,222.48 | 11,371.87 | 12,594.35 | 1,409.58 | 14,003.93 |
| 7010 · Pumps & Lines Maintenance - Other | 0.00 | 16.92 | 16.92 | 0.00 | 16.92 |
| Total 7010 · Pumps & Lines Maintenance | 1,222.48 | 11,388.79 | 12,611.27 | 1,409.58 | 14,020.85 |
| 7020 · Main Plant Maintenance | | | | | |
| 7021 · Plant Maintenance Supplies | 20.20 | -13,889.56 | -13,869.36 | -7,984.46 | -21,853.82 |
| 7022 · Plant Maint. Parts & Service | 378.54 | 9,686.92 | 10,065.46 | 5,888.67 | 15,954.13 |
| 7023 · Janitorial Supplies & Service | 0.00 | 264.75 | 264.75 | 154.88 | 419.63 |
| 7024 · Main Plant Chemicals | 0.00 | 8,412.16 | 8,412.16 | 4,920.99 | 13,333.15 |
| 7025 · Lab Supplies & Chemicals | 0.00 | 322.39 | 322.39 | 188.61 | 511.00 |
| 7027 · Electrical & Instrument | 0.00 | 144.38 | 144.38 | 84.46 | 228.84 |
| 7029 · Main Plant Sludge Disposal | 0.00 | 1,602.39 | 1,602.39 | 937.45 | 2,539.84 |
| Total 7020 · Main Plant Maintenance | 398.74 | 6,543.43 | 6,942.17 | 4,190.60 | 11,132.77 |
| 7040 · Paradise Cove Plant Maint | | | | | |
| 7041 · Paradise Parts & Service | 675.49 | 1,030.66 | 1,706.15 | 602.98 | 2,309.13 |
| 7042 · Paradise Supplies & Chemicals | 181.04 | 0.00 | 181.04 | 0.00 | 181.04 |
| Total 7040 · Paradise Cove Plant Maint | 856.53 | 1,030.66 | 1,887.19 | 602.98 | 2,490.17 |

Sanitary Distr. No.5 of Marin Co.
Zone Report
February 2021

| | Paradise C... (Tiburon) | Tiburon - Ot... (Tiburon) | Total Tiburon | Belvedere | TOTAL |
|--|----------------------------|------------------------------|---------------|-------------|-------------|
| 7050 · Monitoring | | | | | |
| 7051 · Main Plant Lab Monitoring | 0.00 | 2,469.81 | 2,469.81 | 1,444.94 | 3,914.75 |
| 7052 · Paradise Cove Monitoring | 2,304.50 | 0.00 | 2,304.50 | 0.00 | 2,304.50 |
| Total 7050 · Monitoring | 2,304.50 | 2,469.81 | 4,774.31 | 1,444.94 | 6,219.25 |
| 7060 · Permits/Fees | | | | | |
| 7061 · Main Plant NPDES Renewal | 0.00 | 559.29 | 559.29 | 327.21 | 886.50 |
| Total 7060 · Permits/Fees | 0.00 | 559.29 | 559.29 | 327.21 | 886.50 |
| 7070 · Truck Maintenance | | | | | |
| 7071 · Fuel | 21.66 | 513.98 | 535.64 | 300.64 | 836.28 |
| 7072 · Truck Maintenance | 10.34 | 245.25 | 255.59 | 143.46 | 399.05 |
| 7070 · Truck Maintenance - Other | 0.80 | 18.93 | 19.73 | 11.08 | 30.81 |
| Total 7070 · Truck Maintenance | 32.80 | 778.16 | 810.96 | 455.18 | 1,266.14 |
| Total 7000 · Ops & Maintenance Expenses | 4,815.05 | 22,770.14 | 27,585.19 | 8,430.49 | 36,015.68 |
| 8000 · Salaries and Benefits Expenses | | | | | |
| 8001 · Salaries | 2,548.08 | 60,465.24 | 63,013.32 | 35,368.13 | 98,381.45 |
| 8003 · Overtime | 224.76 | 5,333.46 | 5,558.22 | 3,119.72 | 8,677.94 |
| 8004 · Standby Pay | 179.12 | 4,250.37 | 4,429.49 | 2,486.18 | 6,915.67 |
| 8006 · Vacation Buyout | 151.08 | 3,585.14 | 3,736.22 | 2,097.07 | 5,833.29 |
| 8007 · Voluntary Deductions | 0.00 | 0.00 | 0.00 | 0.00 | 0.00 |
| 8008 · Deferred Comp 457 | 0.00 | -5,284.30 | -5,284.30 | 0.00 | -5,284.30 |
| 8012 · Wage Garnishments | 0.00 | 0.00 | 0.00 | 0.00 | 0.00 |
| 8013 · Payroll Taxes | 223.74 | 5,309.21 | 5,532.95 | 3,105.53 | 8,638.48 |
| 8015 · Payroll/Bank Fees | 12.95 | 307.36 | 320.31 | 179.79 | 500.10 |
| 8019 · PERS Retirement | | | | | |
| 8019.05 · PERS Retirement | 389.80 | 9,249.27 | 9,639.07 | 5,410.21 | 15,049.28 |
| Total 8019 · PERS Retirement | 389.80 | 9,249.27 | 9,639.07 | 5,410.21 | 15,049.28 |
| 8020 · Employee Health | | | | | |
| 8020.05 · Employee Health | 443.68 | 10,528.48 | 10,972.16 | 6,158.47 | 17,130.63 |
| 8021 · Employee Health Deductions | -6.42 | -152.52 | -158.94 | -89.22 | -248.16 |
| Total 8020 · Employee Health | 437.26 | 10,375.96 | 10,813.22 | 6,069.25 | 16,882.47 |
| 8022 · Retiree Health | | | | | |
| 8022.05 · Retiree Health | 22.61 | 536.54 | 559.15 | 313.84 | 872.99 |
| Total 8022 · Retiree Health | 22.61 | 536.54 | 559.15 | 313.84 | 872.99 |
| 8023 · Workers Comp Insurance | 43.87 | 1,041.14 | 1,085.01 | 608.99 | 1,694.00 |
| Total 8000 · Salaries and Benefits Expenses | 4,233.27 | 95,169.39 | 99,402.66 | 58,758.71 | 158,161.37 |
| 8500 · Other Operating Expenses | | | | | |
| 8510 · Data/Alarms/IT Supp & Licensing | 623.94 | 14,806.03 | 15,429.97 | 8,660.51 | 24,090.48 |
| 8515 · Safety | 108.47 | 3,061.84 | 3,170.31 | 1,791.04 | 4,961.35 |
| 8520 · Personal Protection/Safety Wear | 10.90 | 258.91 | 269.81 | 151.44 | 421.25 |
| 8530 · Telephone | | | | | |
| 8531 · Main Plant Telephones | 0.00 | 381.41 | 381.41 | 223.08 | 604.49 |
| 8532 · Paradise Cove Telephones | 348.91 | 0.00 | 348.91 | 0.00 | 348.91 |
| 8533 · Pumps & Lines Telephones | 175.07 | 308.19 | 483.26 | 0.00 | 483.26 |
| Total 8530 · Telephone | 523.98 | 689.60 | 1,213.58 | 223.08 | 1,436.66 |
| 8540 · Utilities | | | | | |
| 8542 · Main Plant Utilities | 0.00 | 9,747.65 | 9,747.65 | 5,702.74 | 15,450.39 |
| 8543 · Paradise Cove Utilities | 2,068.85 | 0.00 | 2,068.85 | 0.00 | 2,068.85 |
| 8544 · Pump Station Utilities | 372.84 | 2,089.98 | 2,462.82 | 1,834.34 | 4,297.16 |
| Total 8540 · Utilities | 2,441.69 | 11,837.63 | 14,279.32 | 7,537.08 | 21,816.40 |
| Total 8500 · Other Operating Expenses | 3,708.98 | 30,654.01 | 34,362.99 | 18,363.15 | 52,726.14 |
| Total Expense | 15,703.24 | 230,558.75 | 246,261.99 | 130,202.40 | 376,464.39 |
| Net Ordinary Income | -15,643.73 | -220,410.14 | -236,053.87 | -127,252.40 | -363,306.27 |

Sanitary Distr. No.5 of Marin Co.
Zone Report
February 2021

| | Paradise C... (Tiburon) | Tiburon - Ot... (Tiburon) | Total Tiburon | Belvedere | TOTAL |
|---|----------------------------|------------------------------|--------------------|-------------------|--------------------|
| Other Income/Expense | | | | | |
| Other Expense | | | | | |
| 9100 · Capital Expenditures | | | | | |
| 9200 · Main Plant Equipment Capital | | | | | |
| 9212 · Headworks Grinder Replacement | 0.00 | 14,817.89 | 14,817.89 | 8,669.01 | 23,486.90 |
| Total 9200 · Main Plant Equipment Capital | 0.00 | 14,817.89 | 14,817.89 | 8,669.01 | 23,486.90 |
| 9300 · Pumps & Lines Capital | | | | | |
| 9307 · PS Generator Replacement | 0.00 | 0.00 | 0.00 | 189.69 | 189.69 |
| 9311 · Cove Rd Force Main Project | | | | | |
| 9311.2 · Cove Rd FM - Const, Ph I | 0.00 | 454,912.62 | 454,912.62 | -88,494.75 | 366,417.87 |
| Total 9311 · Cove Rd Force Main Project | 0.00 | 454,912.62 | 454,912.62 | -88,494.75 | 366,417.87 |
| Total 9300 · Pumps & Lines Capital | 0.00 | 454,912.62 | 454,912.62 | -88,305.06 | 366,607.56 |
| Total 9100 · Capital Expenditures | 0.00 | 469,730.51 | 469,730.51 | -79,636.05 | 390,094.46 |
| Total Other Expense | 0.00 | 469,730.51 | 469,730.51 | -79,636.05 | 390,094.46 |
| Net Other Income | 0.00 | -469,730.51 | -469,730.51 | 79,636.05 | -390,094.46 |
| Net Income | -15,643.73 | -690,140.65 | -705,784.38 | -47,616.35 | -753,400.73 |

9:50 AM

Sanitary Distr. No.5 of Marin Co.

03/08/21

Monthly O.T. Report

Accrual Basis

February 2021

| Type | Date | Num | Name | Memo | Amount | Balance |
|--------------------------|----------|-----------|-------------------|---|-----------------|-----------------|
| Alvarez, Joel | | | | | | |
| Check | 02/26/21 | 0571-3897 | Alvarez, Joel | 1.0 Hrs. O.T. @ 1.5x | 56.08 | 56.08 |
| Total Alvarez, Joel | | | | | 56.08 | 56.08 |
| Bilsborough, Chad | | | | | | |
| Check | 02/26/21 | 0571-3898 | Bilsborough, Chad | 10.0 Hrs. O.T. @ 1.5x | 560.82 | 560.82 |
| Total Bilsborough, Chad | | | | | 560.82 | 560.82 |
| Cottrell, Rulon | | | | | | |
| Check | 02/26/21 | 0571-3900 | Cottrell, Rulon | 6.5 Hrs. O.T. @ 1.5x | 565.51 | 565.51 |
| Check | 02/26/21 | 0571-3900 | Cottrell, Rulon | 2.5 Hrs. O.T. @ 2.0x | 290.00 | 855.51 |
| Total Cottrell, Rulon | | | | | 855.51 | 855.51 |
| Dohrmann, Robin | | | | | | |
| Check | 02/12/21 | 0431-3885 | Dohrmann, Robin | 15.5 Hrs. O.T. @ 1.5x | 1,348.52 | 1,348.52 |
| Check | 02/26/21 | 0571-3902 | Dohrmann, Robin | 18.75 Hrs. O.T. @ 1.5x | 1,631.28 | 2,979.80 |
| Total Dohrmann, Robin | | | | | 2,979.80 | 2,979.80 |
| Driscoll, Stephen | | | | | | |
| Check | 02/12/21 | 0431-3888 | Driscoll, Stephen | 10.0 Hrs. O.T. @ 1.5x | 304.50 | 304.50 |
| Check | 02/12/21 | 0431-3888 | Driscoll, Stephen | 1.0 Hrs O.T. @ 2.0x | 522.01 | 826.51 |
| Check | 02/26/21 | 0571-3904 | Driscoll, Stephen | 6.5 O.T. @ 1.5x | 565.51 | 1,392.02 |
| Check | 02/26/21 | 0571-3904 | Driscoll, Stephen | 3.0 Hrs. O.T. @ 2.0x | 348.01 | 1,740.03 |
| Total Driscoll, Stephen | | | | | 1,740.03 | 1,740.03 |
| Rosser, John | | | | | | |
| Check | 02/26/21 | 0571-3908 | Rosser, John | 19.0 Hrs. O.T. @ 1.5x | 1,499.34 | 1,499.34 |
| Check | 02/26/21 | 0571-3907 | Rosser, John | 3.0 Hrs. @ 2.0x | 315.65 | 1,814.99 |
| Total Rosser, John | | | | | 1,814.99 | 1,814.99 |
| Swett, Drake | | | | | | |
| Check | 02/12/21 | 0431-3895 | Swett, Drake | 16.62 Hrs. Comp Buy-back (Close-out of PTO) | 591.80 | 591.80 |
| Total Swett, Drake | | | | | 591.80 | 591.80 |
| Triola, Joseph | | | | | | |
| Check | 02/26/21 | 0571-3911 | Triola, Joseph | 1.0 Hrs. O.T. @ 1.5x | 78.91 | 78.91 |
| Total Triola, Joseph | | | | | 78.91 | 78.91 |
| TOTAL | | | | | 8,677.94 | 8,677.94 |

CERBT Account Update

Sanitary District No 5 of Marin County

as of December 31, 2020

OPEB Valuation Report Summary

| OPEB Actuarial Valuation Report by Precision Actuarial Inc. for GovInvest | |
|---|-------------|
| Valuation Date | 6/30/2019 |
| Total OPEB Liability (TOL) | \$1,547,722 |
| Valuation Assets | \$700,131 |
| Net OPEB Liability (NOL) | \$847,591 |
| Funded Status | 45% |
| Actuarially Determined Contribution (ADC) | \$106,991 |
| CERBT Asset Allocation Strategy | Strategy 1 |
| Discount Rate | 7.59% |

CERBT Account Summary

| As of December 31, 2020 | |
|--|------------|
| Initial contribution (06/30/2010) | (\$67,646) |
| Additional contributions | \$638,362 |
| Disbursements | \$0 |
| CERBT expenses | (\$3,826) |
| Investment earnings | \$364,369 |
| Total assets | \$931,260 |
| Money-weighted annualized net rate of return | 8.96% |

Cash Flow Summary by Fiscal Year

| Fiscal Year | Contributions | Disbursements | Cumulative Investment Gains (Losses) | Cumulative Fees | Cumulative Ending Assets |
|----------------|---------------|---------------|--------------------------------------|-----------------|--------------------------|
| 2006-07 | \$0 | \$0 | \$0 | \$0 | \$0 |
| 2007-08 | \$0 | \$0 | \$0 | \$0 | \$0 |
| 2008-09 | \$0 | \$0 | \$0 | \$0 | \$0 |
| 2009-10 | \$67,646 | \$0 | \$0 | \$0 | \$67,646 |
| 2010-11 | \$54,145 | \$0 | \$16,051 | (\$98) | \$137,744 |
| 2011-12 | \$50,575 | \$0 | \$16,762 | (\$253) | \$188,875 |
| 2012-13 | \$0 | \$0 | \$37,982 | (\$554) | \$209,794 |
| 2013-14 | \$73,225 | \$0 | \$80,074 | (\$900) | \$324,765 |
| 2014-15 | \$56,467 | \$0 | \$79,146 | (\$1,221) | \$379,982 |
| 2015-16 | \$27,662 | \$0 | \$83,138 | (\$1,535) | \$411,322 |
| 2016-17 | \$37,097 | \$0 | \$126,716 | (\$1,902) | \$491,630 |
| 2017-18 | \$65,700 | \$0 | \$165,575 | (\$2,347) | \$595,745 |
| 2018-19 | \$68,000 | \$0 | \$202,682 | (\$2,855) | \$700,343 |
| 2019-20 | \$70,200 | \$0 | \$228,173 | (\$3,459) | \$795,430 |
| as of 12/31/20 | \$0 | \$0 | \$364,369 | (\$3,826) | \$931,260 |

CERBT Expected Rates of Return & Risk

| Portfolios | Strategy 1 | Strategy 2 | Strategy 3 |
|--|------------|------------|------------|
| Expected Time-Weighted Net Return, Near Term | 5.85% | 5.22% | 4.41% |
| Expected Time-Weighted Blended Net Return, Longer Term | 7.59% | 7.01% | 6.22% |
| Standard Deviation of Expected Investment Returns | 11.83% | 9.24% | 7.28% |

Near term is 10 years. Longer term is 60 years. Expected returns are net of fees. CERBT total fees are 10 bps. CERBT data use 2018 capital market assumptions. Standard deviation is 10 years.

CERBT Asset Class Target Allocations

| Asset Classification | Benchmark | Strategy 1 | Strategy 2 | Strategy 3 |
|--|---|------------|------------|------------|
| Global Equity | MSCI All Country World Index | 59% ±5% | 40% ±5% | 22% ±5% |
| Fixed Income | Barclays Capital Long Liability Index | 25% ±5% | 43% ±5% | 49% ±5% |
| Global Real Estate (REITs) | FTSE EPRA/NAREIT Developed Liquid Index | 8% ±5% | 8% ±5% | 8% ±5% |
| Treasury Inflation Protected Securities (TIPS) | Barclays Capital Global Real: US TIPS Index | 5% ±3% | 5% ±3% | 16% ±3% |
| Commodities | S&P GSCI Total Return Index | 3% ±3% | 4% ±3% | 5% ±3% |
| Cash | 3-Month Treasury Bill | 0% +2% | 0% +2% | 0% +2% |

Total Participation Cost Fee Rate

- Total all-inclusive cost of participation
 - Combines administrative, custodial, and investment fees
 - 10 basis points of assets under management
 - Self-funded, fee rate may change in the future
 - Fee is applied daily to assets under management

CERBT Fee Rate History

| Fiscal Year | Total Participation Cost |
|-------------|--------------------------|
| 2007-2008 | 2.00 basis points |
| 2008-2009 | 6.00 basis points |
| 2009-2010 | 9.00 basis points |
| 2010-2011 | 12.00 basis points |
| 2011-2012 | 12.00 basis points |
| 2012-2013 | 15.00 basis points |
| 2013-2014 | 14.00 basis points |
| 2014-2015 | 10.00 basis points |
| 2015-2016 | 10.00 basis points |
| 2016-2017 | 10.00 basis points |
| 2017-2018 | 10.00 basis points |
| 2018-2019 | 10.00 basis points |
| 2019-2020 | 10.00 basis points |
| 2020-2021 | 10.00 basis points |

Questions? Where to Get Trust Fund Information?

| Name | Title | E-mail | Desk | Mobile |
|------------------------|--|--|----------------|----------------|
| Matt Goss | Outreach & Support Program Manager | Matthew.Goss@calpers.ca.gov | (916) 795-9071 | (916) 382-6487 |
| Karen Lookingbill | Outreach & Support Manager | Karen.Lookingbill@calpers.ca.gov | (916) 795-1387 | (916) 501-2219 |
| Bob Honer | Outreach & Support Manager | Robert.Honer@calpers.ca.gov | (916) 795-0531 | (279) 203-5563 |
| Jasper Jacobs | Outreach & Support Analyst | Jasper.Jacobs@calpers.ca.gov | (916) 795-0432 | (916) 717-3886 |
| Jean MacDonald | Outreach & Support Analyst | Jean.MacDonald@calpers.ca.gov | (916) 795-0675 | (916) 291-1325 |
| Colleen Cain-Herrback | Administration & Reporting Program Manager | Colleen.Cain-Herrback@calpers.ca.gov | (916) 795-2474 | (916) 505-2506 |
| Adan deCastro-Lobisser | Administration & Reporting Manager | Adan.deCastro-Lobisser@calpers.ca.gov | (916) 795-9478 | |

| Program E-mail Addresses | Prefunding Programs Webpages |
|---|--|
| CERBT4U@calpers.ca.gov – Questions & Document Submittal | www.calpers.ca.gov/CERBT |
| CEPPT4U@calpers.ca.gov – Questions & Document Submittal | www.calpers.ca.gov/CEPPT |
| CERBTACCOUNT@calpers.ca.gov – Online Record Keeping System | |

Ask us about prefunding pension costs.
CEPPT4U@calpers.ca.gov.

Objective

The CERBT Strategy 1 portfolio seeks to provide capital appreciation and income consistent with its strategic asset allocation. There is no guarantee that the portfolio will achieve its investment objective.

Strategy

The CERBT Strategy 1 portfolio is invested in various asset classes. CalPERS periodically adjusts the composition of the portfolio in order to match the target allocations. Generally, equities are intended to help build the value of the employer's portfolio over the long term while bonds are intended to help provide income and stability of principal. Also, strategies invested in a higher percentage of equities seek higher investment returns (but assume more risk) compared with strategies invested in a higher percentage of bonds.

Compared with CERBT Strategy 2 and Strategy 3, this portfolio has a higher allocation to equities than bonds and other assets. Historically, equities have displayed greater price volatility and, therefore, this portfolio may experience greater fluctuation of value. Employers that seek higher investment returns, and are able to accept greater risk and tolerate more fluctuation in returns, may wish to consider this portfolio.

CalPERS Board may change the list of approved asset classes in composition as well as targeted allocation percentages and ranges at any time.

Assets Under Management

As of the specified reporting month-end:

| CERBT Strategy 1 | Annual Operating Ratio |
|------------------|------------------------|
| \$11,117,190,468 | 0.10% |

Composition

Asset Class Allocations and Benchmarks

The CERBT Strategy 1 portfolio consists of the following asset classes and corresponding benchmarks:

| Asset Class | Target Allocation ¹ | Target Range | Benchmark |
|--|--------------------------------|--------------|--|
| Global Equity | 59% | ± 5% | MSCI All Country World Index IMI (net) |
| Fixed Income | 25% | ± 5% | Bloomberg Barclays Long Liability Index |
| Treasury Inflation-Protected Securities ("TIPS") | 5% | ± 3% | Bloomberg Barclays US TIPS Index, Series L |
| Real Estate Investment Trusts ("REITs") | 8% | ± 5% | FTSE EPRA/NAREIT Developed Index (net) |
| Commodities | 3% | ± 3% | S&P GSCI Total Return Index |
| Cash | - | + 2% | 91 Day Treasury Bill |

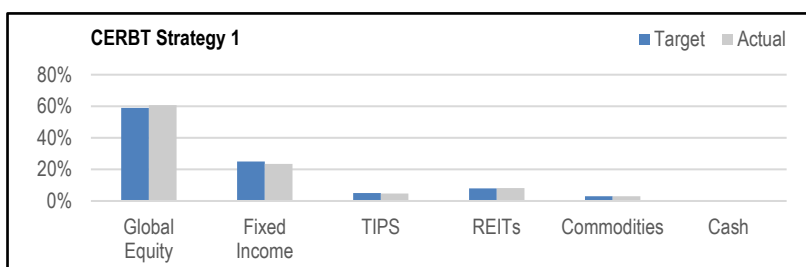
¹ Allocations were approved by the Board at the May 2018 Investment Committee meeting.

Portfolio Benchmark

The CERBT Strategy 1 benchmark is a composite of underlying asset class market indices, each assigned the target weight for the asset class it represents.

Target vs. Actual Asset Class Allocations

The following chart shows policy target allocations compared with actual asset allocations as of the specified reporting month-end. CalPERS may temporarily deviate from the target allocation to a particular asset class based on market, economic, or other considerations.



CERBT Strategy 1 Performance as of November 30, 2020

| | 1 Month | 3 Months | Fiscal YTD | 1 Year | 3 Years* | 5 Years* | 10 Years* | Since Inception* (June 1, 2007) |
|---------------------------------|---------|----------|------------|--------|----------|----------|-----------|------------------------------------|
| Gross Return ^{1,3} | 9.33% | 4.79% | 13.12% | 11.99% | 8.00% | 8.97% | 8.24% | 5.63% |
| Net Return ^{2,3} | 9.33% | 4.77% | 13.08% | 11.89% | 7.91% | 8.87% | 8.14% | 5.55% |
| Benchmark Returns | 9.32% | 4.75% | 13.04% | 11.59% | 7.70% | 8.54% | 7.94% | 5.19% |
| Standard Deviation ⁴ | - | - | - | - | 12.99% | 10.72% | 10.16% | 12.95% |

Performance quoted represents past performance, which is no guarantee of future results that may be achieved by the fund.

* Returns for periods greater than one year are annualized.

1 Gross performance figures are provided net of SSGA operating expenses.

2 Net Performance figures deduct all expenses to the fund, including investment management, administrative and recordkeeping fees.

3 See the Expense section of this document.

4 Standard Deviation is based on gross returns.

CERBT Strategy 1



November 30, 2020

General Information

Information Accessibility

The CERBT Strategy 1 portfolio consists of assets managed internally by CalPERS and/or by external advisors. Since it is not a mutual fund, a prospectus is not available and daily holdings are not published.

CalPERS provides a quarterly statement of the employer's account and other information about the CERBT. For total market value, detailed asset allocation, investment policy and current performance information, please visit our website at: www.calpers.ca.gov.

Portfolio Manager Information

The CalPERS Board, through its Investment Committee, directs the CERBT investment strategy based on policies approved by the Board of Administration. State Street Global Advisors (SSGA) manages all underlying investments for CERBT, which includes: Global Equity, Fixed Income, Real Estate Investment Trusts, Treasury Inflation-Protected Securities, and Commodities.¹

Custodian and Record Keeper

State Street Bank serves as custodian for the CERBT. Northeast Retirement Services serves as recordkeeper.

Expenses

CERBT is a self-funded trust in which participating employers pay for all administrative and investment expenses. Expenses reduce the gross investment return by the fee amount. The larger the expenses, the greater the reduction of investment return. Currently, CERBT expenses are 0.10% which consist of administrative expenses borne by CalPERS to administer and oversee the Trust assets, investment management and administrative fees paid to SSGA to manage all asset classes, and recordkeeping fees paid to Northeast Retirement Services to administer individual employer accounts. The expenses described herein are reflected in the net asset value per unit. The expense ratio is subject to change at any time and without prior notification due to factors such as changes to average fund assets or market conditions. CalPERS reviews the operating expenses annually and changes may be made as appropriate. Even if the portfolio loses money during a period, the expenses will still be charged.

What Employers Own

Each employer invested in CERBT Strategy 1 owns units of this portfolio, which invests in pooled asset classes managed by CalPERS and/or external advisors. Employers do not have direct ownership of the securities in the portfolio.

Price

The value of the portfolio changes daily based upon the market value of the underlying securities. Just as prices of individual securities fluctuate, the portfolio's value also changes with market conditions.

Principal Risks of the Portfolio

The CalPERS CERBT Fund provides California government employers with a trust through which they may prefund retiree medical costs and other post-employment benefits (OPEB). CERBT is not, however, a defined benefit plan. There is no guarantee that the portfolio will achieve its investment objectives or provide sufficient funding to meet employer obligations. Further, CalPERS will not make up the difference between an employer's CERBT assets and the actual cost of OPEB provided to an employer's plan members.

An investment in the portfolio is not a bank deposit, nor is not insured or guaranteed by the Federal Deposit Insurance Corporation (FDIC), CalPERS, the State of California or any other government agency.

There are risks associated with investing, including possible loss of principal. The portfolio's risk depends in part on the portfolio's asset class allocations and the selection, weighting and risks of the underlying investments. For more information about investment risks, please see the document entitled "CERBT Principal Investment Risks" located at www.calpers.ca.gov.

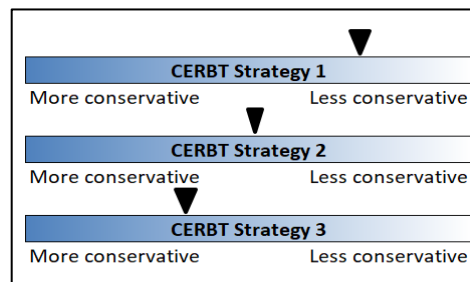
Fund Performance

Performance data shown on page 1 represents past performance and is no guarantee of future results. The investment return and principal value of an investment will fluctuate so that an employer's units, when redeemed, may be worth more or less than their original cost. Current performance may be higher or lower than historical performance data shown. For current performance information, please visit www.calpers.ca.gov and follow the links to California Employers' Retiree Benefit Trust.

CERBT Strategy Risk Levels

CalPERS offers employers the choice of one of three investment strategies. Projected risk levels among strategies vary, depending upon the target asset class allocations. Generally, equities carry more risk than fixed income securities.

| Asset Class Target Allocations ¹ | Strategy 1 | Strategy 2 | Strategy 3 |
|---|------------|------------|------------|
| Global Equity | 59% | 40% | 22% |
| Fixed Income | 25% | 43% | 49% |
| Treasury Inflation-Protected Securities | 5% | 5% | 16% |
| Real Estate Investment Trusts | 8% | 8% | 8% |
| Commodities | 3% | 4% | 5% |



¹ Since June 2018 SSGA has passively managed all CERBT asset classes. Previously Fixed Income, TIPS and Commodity asset classes were managed internally by CalPERS.



CERBT and CEPPT Plan Portal - As Of 01/19/2021



[Investment Data](#)

[My Account Profile](#)

[Documentation/Forms](#)

Investment Allocation

Account: 4163206459 » Sanitary District No. 5 of Marin County

| Investment Strategy | Unit Price | Number of Units | Balance |
|---------------------|------------|-----------------|---------------------|
| CERBT Strategy 1 | 20.677241 | 45,620.810 | \$943,312.83 |
| Total | | | \$943,312.83 |

[Download to Excel](#)

| ©2001- 2021 NRS. All rights reserved | Unauthorized access prohibited | Usage monitored | [Privacy Policy](#) | [Contact Us](#) |


CERBT and CEPPT Plan Portal - As Of 01/19/2021

[Investment Data](#)
[My Account Profile](#)
[Documentation/Forms](#)
Unit Values

Account: 4163206459 » Sanitary District No. 5 of Marin County

Unit Values

| Fund ID | Fund Name | Unit Value | Date |
|----------------|------------------|-------------------|-------------|
| SKB0 | CERBT Strategy 1 | \$20.677241 | 1/19/2021 |
| SKB7 | CERBT Strategy 2 | \$20.536802 | 1/19/2021 |
| SKB8 | CERBT Strategy 3 | \$17.565243 | 1/19/2021 |
| SKHD | CEPPT Strategy 1 | \$11.666448 | 1/19/2021 |
| SKHE | CEPPT Strategy 2 | \$10.915071 | 1/19/2021 |

[Download to Excel](#)

 | ©2001- 2021 NRS. All rights reserved | Unauthorized access prohibited | Usage monitored | [Privacy Policy](#) | [Contact Us](#) |



**CERTIFICATION OF OPEB FUNDING POLICY &
GASB 43/45 REPORTING COMPLIANCE**

SECTION I: Asset Allocation Strategy Selection

As the employer, I certify that my agency chooses the following asset allocation strategy

Select one Asset Allocation Strategy

| <u>Asset Allocation Strategy</u> | <u>Long-Term Expected Rate of Return</u> |
|--|---|
| <input checked="" type="checkbox"/> Strategy 1 | 7.28% |
| <input type="checkbox"/> Strategy 2 | 6.73% |
| <input type="checkbox"/> Strategy 3 | 6.12% |

SECTION II: ARC Funding

As the employer, I certify that our funding policy is to contribute consistently an amount that is equal to (select one):

Full ARC Funding:

100 % of the ARC as determined in our OPEB valuation (or AMM) dated JAN 1, 2015, which used an actuarial Discount Rate of 7.28 %

Partial ARC Funding:

_____ % of the ARC as determined in our OPEB valuation (or AMM if it applies) dated _____, 20__ which used a blended actuarial Discount Rate of _____ %

We will contribute to the trust using an approach not directly related to the ARC (please describe your funding approach and how it relates to the discount rate assumption in your OPEB valuation (or AMM) dated _____, 20__ which used a blended actuarial Discount Rate of _____ %

**CERTIFICATION OF OPEB FUNDING POLICY &
GASB 43/45 REPORTING COMPLIANCE**

SECTION III: ARC Contribution Method

We plan to contribute toward the ARC in the following manner (select one):

- Contribute our full ARC payments to the trust and seek reimbursements for Pay-go costs
- Contribute our ARC payments to the trust net of Pay-go costs and not seek reimbursements (ARC minus Pay-go = Trust Contribution)
- Other (Please describe):

SECTION IV: Years of ARC Coverage

This OPEB valuation provides ARC amounts for the following periods:

(ARC dates should correspond with Item No. 10.0 in Summary of Actuarial Information)

First Year: From 7-1-2015, 20 through 6-30, 2016.

Second Year: From 7-1, 2016 through 6-30, 2017.

**CERTIFICATION OF OPEB FUNDING POLICY &
GASB 43/45 REPORTING COMPLIANCE**

We understand that we must obtain an actuarial valuation (or AMM if applicable) on at least a biennial basis.

We understand that we will be asked to provide accounting information to CalPERS as required in order to facilitate CalPERS compliance with GASB 43, 45 and 57 reporting requirements and we agree to make any information requested available to CalPERS on a timely basis.

We understand that CalPERS will provide us with our Statement of Plan Net Assets and our Statement of Changes in Plan Net Assets, which can be used to prepare our GASB 45 reporting. CalPERS will report aggregated GASB 43 information pertaining to the Funded Status and Funding Progress.

JAN. 1, 2015 ✓

Date of OPEB Valuation (or AMM if it applies)

SANITARY DISTRICT No. 5 OF MARIN COUNTY ✓

Name of Employer

ARONIO RUBIO, DISTRICT MANAGER ✓

Printed Name and Title of Person Signing the Form

Signature

Date

ROBIN DOHRMANN ADMINISTRATIVE FINANCE SPECIALIST
Designated Employer Contact Name for GASB Reporting

415.435.1501
Phone #

rdohrmann@sanis.org
Email Address

Sanitary District No. 5 of Marin County

CERBT Strategy 1

Entity #: SKB0-4163206459

Quarter Ended March 31, 2020



Market Value Summary:

| | QTD Current Period | Fiscal Year to Date |
|------------------------------------|-----------------------|------------------------|
| Beginning Balance | \$748,874.14 | \$700,342.94 |
| Contribution | 0.00 | 0.00 |
| Disbursement | 0.00 | 0.00 |
| Transfer In | 0.00 | 0.00 |
| Transfer Out | 0.00 | 0.00 |
| Investment Earnings | (113,385.98) | (64,549.60) |
| Administrative Expenses | (87.98) | (264.26) |
| Investment Expense | (64.32) | (193.22) |
| Other | 0.00 | 0.00 |
| Ending Balance | \$635,335.86 | \$635,335.86 |
| FY End Contrib per GASB 74 Para 22 | 0.00 | 0.00 |
| FY End Disbursement Accrual | 0.00 | 0.00 |
| Grand Total | \$635,335.86 | \$635,335.86 |

Unit Value Summary:

| | QTD Current Period | Fiscal Year to Date |
|-----------------------------------|-----------------------|------------------------|
| Beginning Units | 41,568.312 | 41,568.312 |
| Unit Purchases from Contributions | 0.000 | 0.000 |
| Unit Sales for Withdrawals | 0.000 | 0.000 |
| Unit Transfer In | 0.000 | 0.000 |
| Unit Transfer Out | 0.000 | 0.000 |
| Ending Units | 41,568.312 | 41,568.312 |
| Period Beginning Unit Value | 18.015494 | 16.847987 |
| Period Ending Unit Value | 15.284129 | 15.284129 |

Please note the Grand Total is your actual fund account balance at the end of the period, including all contributions per GASB 74 paragraph 22 and accrued disbursements. Please review your statement promptly. All information contained in your statement will be considered true and accurate unless you contact us within 30 days of receipt of this statement. If you have questions about the validity of this information, please contact CERBT4U@calpers.ca.gov.

Statement of Transaction Detail for the Quarter Ending 03/31/2020

Sanitary District No. 5 of Marin County

Entity #: SKB0-4163206459



| Date | Description | Amount | Unit Value | Units | Check/Wire | Notes |
|------|-------------|--------|------------|-------|------------|-------|
|------|-------------|--------|------------|-------|------------|-------|

Client Contact:
CERBT4U@CalPERS.ca.gov

Sanitary District No. 5 of Marin County

CERBT Strategy 1

Entity #: SKB0-4163206459

Quarter Ended June 30, 2020



Market Value Summary:

| | QTD Current Period | Fiscal Year to Date |
|------------------------------------|-----------------------|------------------------|
| Beginning Balance | \$635,335.86 | \$700,342.94 |
| Contribution | 70,200.00 | 70,200.00 |
| Disbursement | 0.00 | 0.00 |
| Transfer In | 0.00 | 0.00 |
| Transfer Out | 0.00 | 0.00 |
| Investment Earnings | 90,040.58 | 25,490.98 |
| Administrative Expenses | (84.55) | (348.81) |
| Investment Expense | (61.78) | (255.00) |
| Other | 0.00 | 0.00 |
| Ending Balance | \$795,430.11 | \$795,430.11 |
| FY End Contrib per GASB 74 Para 22 | 0.00 | 0.00 |
| FY End Disbursement Accrual | 0.00 | 0.00 |
| Grand Total | \$795,430.11 | \$795,430.11 |

Unit Value Summary:

| | QTD Current Period | Fiscal Year to Date |
|-----------------------------------|-----------------------|------------------------|
| Beginning Units | 41,568.312 | 41,568.312 |
| Unit Purchases from Contributions | 4,052.498 | 4,052.498 |
| Unit Sales for Withdrawals | 0.000 | 0.000 |
| Unit Transfer In | 0.000 | 0.000 |
| Unit Transfer Out | 0.000 | 0.000 |
| Ending Units | 45,620.810 | 45,620.810 |
| Period Beginning Unit Value | 15.284129 | 16.847987 |
| Period Ending Unit Value | 17.435677 | 17.435677 |

Please note the Grand Total is your actual fund account balance at the end of the period, including all contributions per GASB 74 paragraph 22 and accrued disbursements. Please review your statement promptly. All information contained in your statement will be considered true and accurate unless you contact us within 30 days of receipt of this statement. If you have questions about the validity of this information, please contact CERBT4U@calpers.ca.gov.

Statement of Transaction Detail for the Quarter Ending 06/30/2020

Sanitary District No. 5 of Marin County

Entity #: SKB0-4163206459



| Date | Description | Amount | Unit Value | Units | Check/Wire | Notes |
|------------|--------------|-------------|-------------|-----------|------------|-------|
| 06/24/2020 | Contribution | \$70,200.00 | \$17.322650 | 4,052.498 | CK 7615 | |

Client Contact:
CERBT4U@CalPERS.ca.gov

Sanitary District No. 5 of Marin County

CERBT Strategy 1

Entity #: SKB0-4163206459

Quarter Ended September 30, 2020



Market Value Summary:

| | QTD Current Period | Fiscal Year to Date |
|------------------------------------|-----------------------|------------------------|
| Beginning Balance | \$795,430.11 | \$795,430.11 |
| Contribution | 0.00 | 0.00 |
| Disbursement | 0.00 | 0.00 |
| Transfer In | 0.00 | 0.00 |
| Transfer Out | 0.00 | 0.00 |
| Investment Earnings | 43,785.00 | 43,785.00 |
| Administrative Expenses | (103.00) | (103.00) |
| Investment Expense | (75.28) | (75.28) |
| Other | 0.00 | 0.00 |
| Ending Balance | \$839,036.83 | \$839,036.83 |
| FY End Contrib per GASB 74 Para 22 | 0.00 | 0.00 |
| FY End Disbursement Accrual | 0.00 | 0.00 |
| Grand Total | \$839,036.83 | \$839,036.83 |

Unit Value Summary:

| | QTD Current Period | Fiscal Year to Date |
|-----------------------------------|-----------------------|------------------------|
| Beginning Units | 45,620.810 | 45,620.810 |
| Unit Purchases from Contributions | 0.000 | 0.000 |
| Unit Sales for Withdrawals | 0.000 | 0.000 |
| Unit Transfer In | 0.000 | 0.000 |
| Unit Transfer Out | 0.000 | 0.000 |
| Ending Units | 45,620.810 | 45,620.810 |
| Period Beginning Unit Value | 17.435677 | 17.435677 |
| Period Ending Unit Value | 18.391529 | 18.391529 |

Please note the Grand Total is your actual fund account balance at the end of the period, including all contributions per GASB 74 paragraph 22 and accrued disbursements. Please review your statement promptly. All information contained in your statement will be considered true and accurate unless you contact us within 30 days of receipt of this statement. If you have questions about the validity of this information, please contact CERBT4U@calpers.ca.gov.

Statement of Transaction Detail for the Quarter Ending 09/30/2020

Sanitary District No. 5 of Marin County

Entity #: SKB0-4163206459



| Date | Description | Amount | Unit Value | Units | Check/Wire | Notes |
|------|-------------|--------|------------|-------|------------|-------|
|------|-------------|--------|------------|-------|------------|-------|

Client Contact:
CERBT4U@CalPERS.ca.gov

Sanitary District No. 5 of Marin County

CERBT Strategy 1

Entity #: SKB0-4163206459

Quarter Ended December 31, 2020



Market Value Summary:

| | QTD Current Period | Fiscal Year to Date |
|------------------------------------|-----------------------|------------------------|
| Beginning Balance | \$839,036.83 | \$795,430.11 |
| Contribution | 0.00 | 0.00 |
| Disbursement | 0.00 | 0.00 |
| Transfer In | 0.00 | 0.00 |
| Transfer Out | 0.00 | 0.00 |
| Investment Earnings | 92,411.04 | 136,196.04 |
| Administrative Expenses | (108.77) | (211.77) |
| Investment Expense | (79.54) | (154.82) |
| Other | 0.00 | 0.00 |
| Ending Balance | \$931,259.56 | \$931,259.56 |
| FY End Contrib per GASB 74 Para 22 | 0.00 | 0.00 |
| FY End Disbursement Accrual | 0.00 | 0.00 |
| Grand Total | \$931,259.56 | \$931,259.56 |

Unit Value Summary:

| | QTD Current Period | Fiscal Year to Date |
|-----------------------------------|-----------------------|------------------------|
| Beginning Units | 45,620.810 | 45,620.810 |
| Unit Purchases from Contributions | 0.000 | 0.000 |
| Unit Sales for Withdrawals | 0.000 | 0.000 |
| Unit Transfer In | 0.000 | 0.000 |
| Unit Transfer Out | 0.000 | 0.000 |
| Ending Units | 45,620.810 | 45,620.810 |
| Period Beginning Unit Value | 18.391529 | 17.435677 |
| Period Ending Unit Value | 20.413035 | 20.413035 |

Please note the Grand Total is your actual fund account balance at the end of the period, including all contributions per GASB 74 paragraph 22 and accrued disbursements. Please review your statement promptly. All information contained in your statement will be considered true and accurate unless you contact us within 30 days of receipt of this statement. If you have questions about the validity of this information, please contact CERBT4U@calpers.ca.gov.

Statement of Transaction Detail for the Quarter Ending 12/31/2020

Sanitary District No. 5 of Marin County

Entity #: SKB0-4163206459



| Date | Description | Amount | Unit Value | Units | Check/Wire | Notes |
|------|-------------|--------|------------|-------|------------|-------|
|------|-------------|--------|------------|-------|------------|-------|

Client Contact:
CERBT4U@CalPERS.ca.gov

CSRMA California Sanitation Risk Management Authority



c/o ALLIANT INSURANCE SERVICES, INC.
100 Pine Street, 11th Floor, San Francisco, CA 94111-5101

Insurance License No.: 0C36861
Tel: 415.403.1400 Fax: 415.874.4813

OFFICERS:

Craig Murray, *President*
805.684.7214
Sandeep Karkal, *Vice President*
415.892.1694

PAST PRESIDENTS:

Greg Baatrup
2018-2020
Paul Bushee
2014-2018

February 19, 2021

Ms. Robin Dohrmann
Sanitary District No. 5 of Marin County
P. O. Box 227
Tiburon, CA 94920

RECEIVED

FEB 22 2021

Sanitary District No. 5
of Marin County

Pooled Liability Program
Twenty-Ninth Dividend Declaration

Dear Robin:

On January 28, 2021, in accordance with the Board adopted Policy and Procedure, the Board of Directors declared a dividend. Dividends declared reflect favorable results from Program Years 1986/87 – 2014/15. Enclosed is Sanitary District No. 5 of Marin County's dividend share in the amount of \$10,401.

All agencies share in dividends through the formula adopted by the Board of Directors. Dividends are in addition to the Retrospective Rating Program, which limits returns to 25% of a member's original deposit. Any remaining unencumbered funds up to 25% of the amount in any one year are shared among the membership as dividends.

This year, our 35th year of providing service to our membership, the total amount of the dividend declared is \$1,344,560. This remarkable result is reflective of a continued effort in *effective risk management* by member agencies, as well as through the hard work of the CSRMA claims management staff, Program Committee, and the Executive Board.

We expect to declare dividends again next year, the calculation of which will incorporate all prior program years including 2015/16. Overall, the Pooled Liability Program has returned almost \$26 million in dividends since its inception, giving a clear indication that the program continues to remain fiscally healthy and is meeting the needs of the membership.

Please contact Myron Leavell, mleavell@alliant.com, if you should have any questions.

Thank you for your continued participation.

Sincerely yours,

Craig Murray
President

A Joint Powers Authority

March 2021

| March 2021 | | | | | | | April 2021 | | | | | | |
|------------|----|----|----|----|----|----|------------|----|----|----|----|----|----|
| Su | Mo | Tu | We | Th | Fr | Sa | Su | Mo | Tu | We | Th | Fr | Sa |
| 7 | 1 | 2 | 3 | 4 | 5 | 6 | 4 | 5 | 6 | 7 | 1 | 2 | 3 |
| 14 | 8 | 9 | 10 | 11 | 12 | 13 | 11 | 12 | 13 | 14 | 15 | 16 | 17 |
| 21 | 15 | 16 | 17 | 18 | 19 | 20 | 18 | 19 | 20 | 21 | 22 | 23 | 24 |
| 28 | 22 | 23 | 24 | 25 | 26 | 27 | 25 | 26 | 27 | 28 | 29 | 30 | |

| SUNDAY | MONDAY | TUESDAY | WEDNESDAY | THURSDAY | FRIDAY | SATURDAY | |
|--------|------------------------|---|------------------------|--|--|----------|----|
| Feb 28 | Mar 1 | 2 | 3 | 4 Joe Triola's Hire Date: 3.4.2013 | 5 Health & Retirement Monthly Premiums Due to CalPERS | 6 | |
| 7 | 8 TR OUT: HO | 9 2:00pm CIP Meeting 2:30pm Finance Meeting | 10-13 TR OUT: VACATION | | | | 13 |
| 14 | 14-17 TR OUT: VACATION | | | 18 5PM: Regularly Scheduled Board Meeting | 19 | 20 | |
| 21 | 22 | 23 | 24 | 25 | 26 | 27 | |
| 28 | 29 | 30 | 31 | Apr 1 | 2 | 3 | |

April 2021

| April 2021 | | | | | | | May 2021 | | | | | | |
|------------|----|----|----|----|----|----|----------|----|----|----|----|----|----|
| Su | Mo | Tu | We | Th | Fr | Sa | Su | Mo | Tu | We | Th | Fr | Sa |
| | | | | 1 | 2 | 3 | | | | | | | 1 |
| 4 | 5 | 6 | 7 | 8 | 9 | 10 | 2 | 3 | 4 | 5 | 6 | 7 | 8 |
| 11 | 12 | 13 | 14 | 15 | 16 | 17 | 9 | 10 | 11 | 12 | 13 | 14 | 15 |
| 18 | 19 | 20 | 21 | 22 | 23 | 24 | 16 | 17 | 18 | 19 | 20 | 21 | 22 |
| 25 | 26 | 27 | 28 | 29 | 30 | | 23 | 24 | 25 | 26 | 27 | 28 | 29 |
| | | | | | | | 30 | 31 | | | | | |

| SUNDAY | MONDAY | TUESDAY | WEDNESDAY | THURSDAY | FRIDAY | SATURDAY | |
|--------|---|--|--------------------------------------|---|--|----------|--|
| Mar 28 | 29 | 30 | 31 | Apr 1 | 2 | 3 | |
| | | | | SCO COMPENSATION REPORT DUE APRIL 30th EACH YEAR -- MAJOR FINE IF LATE FORM 700s DUE FOR EACH BOARD MEMBER | New PEMCHA Health Care Minimum Rate Published for Next Year (@ | | |
| 4 | 5 | 6 | 7 | 8 | 9 | 10 | |
| | | SCO COMPENSATION REPORT DUE APRIL 30th EACH YEAR -- MAJOR FINE IF LATE | | | | | |
| | Health & Retirement Monthly Premiums Due to CalPERS | | Rulon Cottrell's Hire Date: 4.7.2014 | | | | |
| 11 | 12 | 13 | 14 | 15 | 16 | 17 | |
| | | SCO COMPENSATION REPORT DUE APRIL 30th EACH YEAR -- MAJOR FINE IF LATE | | | | | |
| | | 2:00pm CIP Meeting 2:30pm Finance Meeting | | 5PM: Regularly Scheduled Board Meeting | TAX & SEWER REVENUE: TRANSFER TO LAIF | | |
| 18 | 19 | 20 | 21 | 22 | 23 | 24 | |
| | | SCO COMPENSATION REPORT DUE APRIL 30th EACH YEAR -- MAJOR FINE IF LATE | | | | | |
| | TR OUT: ADMIN | | | | | | |
| 25 | 26 | 27 | 28 | 29 | 30 | May 1 | |
| | | SCO COMPENSATION REPORT DUE APRIL 30th EACH YEAR -- MAJOR FINE IF LATE | | | | | |
| | TR OUT: ADMIN | | | | SCO COMPENSATION REPORT DUE (April 30th each year) - MAJOR FINES IF LATE | | |