

**NOTICE AND AGENDA
Regular Board Meeting
Sanitary District No. 5 of Marin County
Thursday, February 18, 2021**

5:00 P.M. REGULAR BOARD MEETING

CORONA VIRUS (COVID-19) ADVISORY NOTICE

Consistent with Executive Orders No. N-25-20 and No. N-29-20 from the Executive Department of the State of California, the Meeting will not be physically open to the public and all Board Members and Staff will be teleconferencing into the meeting.

How to Submit Public Comments:

Comments submitted prior to the commencement of the meeting will be presented to the Board and included in the public record for the meeting.

Public Comments are to be submitted via email to rdohrmann@sani5.org.

In addition, members of the public who are calling in, will have the opportunity to provide public comments by following the steps below:

How to Participate in the Meeting:

Join Zoom Meeting by clicking on the following link:

<https://us02web.zoom.us/j/6230620778>

Meeting ID: 623 062 0778

or join by phone:

Call in number: (669) 900-9128 Participant Code: 623 062 0778

ROLL CALL

PUBLIC COMMENTS: The public is invited to address the Board on items that do not appear on the agenda and that are within the subject matter jurisdiction of the Board. The Brown Act does not allow the Board to take action on any public comment. Please limit public comments to no more than three minutes.

DIRECTORS' COMMENTS AND/OR AGENDA REQUESTS:

CONSENT CALENDAR:

1. Approval of January 25, 2021 Regular Board Meeting Minutes (Dohrmann)
2. Review and Receive all Electronic Fund Transfers (EFT) and Approve Warrants for January 8 through February 9, 2021; JP Morgan Chase Bank Check No. 8018 through Check No. 8079, all transactions totaling in the amount of \$376,987.70; and Receive January 2021 Payroll, in the amount of \$120,615.99 (Dohrmann)
3. Receipt of Financial Reports for January 2020 (Dohrmann)

MANAGEMENT REPORTS:

4. District Management Summary Report (Rubio)

NEW BUSINESS:

5. Review & discuss “Town of Tiburon Mutual Cooperation Agreement between the Town of Tiburon and Marin Sanitary District No. 5” of 2014 (“Agreement”), and possible renegotiation of that Agreement with regard (a) to the District’s employee recruitment efforts, (b) the lack of a specified term for the Agreement and failure to state a “termination date,” as referenced in Paragraph 2.a. of the Agreement, and (c) the priority afforded Sanitary District No. 5 of Marin County for housing under the Agreement – Action (Rubio)

6. Review and discuss the status of Cove Rd. Force Main Project, and approve change order No. 10 re additional excavation and placement of 12” reinforced cement pipe (RCP), in the amount of \$12,500 (twelve thousand, five hundred dollars only), change order No. 11 re multiple miscellaneous items in the amount of \$38,813.00 (thirty-eight thousand, eight hundred thirteen dollars only), and progress payment No. 9., in the amount of \$331,315.20 (three hundred thirty thousand, three hundred fifteen dollars and twenty cents - Action (Rubio)

7. Discussion of having a 3rd party audit of our current IT (information technology) security re article, “The Risks of DDoS Attacks for the public sector” – Action (Rubio)

8. Review, discuss and nominate a California Special District Association (CSDA) Board Director for Seat A – Action (Rubio)

UNFINISHED BUSINESS:

COMMITTEE REPORTS:

9. Capital Improvement Program Committee (Moody/Arias-Montez)
10. Finance & Fiscal Oversight Committee (Benediktsson/Arias-Montez)
11. Governance Committee (Moody/Carapiet)
12. Personnel Committee (Benediktsson/Snyder)

OTHER BUSINESS:

ENVIRONMENTAL:

13. “Bay Area Sewage Systems at Risk as Seas Rise,” published on February 2, 2021, by Stephen Stock, Robert Campos, Mark Villarreal, Michael Horn and Sean Myers; (<https://www.nbcbayarea.com/news/local/ climate-in-crisis/bay-area-sewage-systems-at-risk-as-seas-rise/2456669/>)

CORRESPONDENCE:

INFORMATIONAL ITEMS:

14. The audited GASB 75 Schedule of Changes in Fiduciary Net Position by Employer for Fiscal Year Ending (FYE) June 30, 2020. The audited GASB 75 Schedule of Changes in Fiduciary Net Position (FNP) by Employer Report supports our organization's compliance with Governmental Accounting Standards Board (GASB) Statement No. 75, as it provides audited assets to be used in the calculation of Net Other Postemployment Benefits (OPEB) Liability

CONVENE TO CLOSED SESSION

15. Convene to Closed Session (the public may provide comments regarding the closed session item(s) just prior to the Board beginning the Closed Session. Closed Sessions are not open to the public).

- a) Conference with Legal Counsel – Anticipated Litigation
Initiation of litigation pursuant to Government Code section 54956.9(d)(4): (1 potential case)

16. Report out of Closed Session

ADJOURNMENT

The Board will be asked to adjourn the meeting to a Regular Board Meeting on March 18, 2021, at 5:00 P.M.

**Minutes of a Regular Board Meeting
Sanitary District No. 5 of Marin County
Thursday, January 21, 2021**

5:00 P.M. REGULAR BOARD MEETING

CORONA VIRUS (COVID-19) ADVISORY NOTICE

Consistent with Executive Orders No. N-25-20 and No. N-29-20 from the Executive Department of the State of California, the Meeting will not be physically open to the public and all Board Members and Staff will be teleconferencing into the meeting.

How to Submit Public Comments:

Comments submitted prior to the commencement of the meeting will be presented to the Board and included in the public record for the meeting.

Public Comments are to be submitted via email to rdohrmann@sani5.org.

In addition, members of the public who are calling in, will have the opportunity to provide public comments by following the steps below:

How to Participate in the Meeting:

Join Zoom Meeting by clicking on the following link:

<https://us02web.zoom.us/j/6230620778>

Meeting ID: 623 062 0778

or join by phone:

Call in number: (669) 900-9128 Participant Code: 623 062 0778

CALL TO ORDER by President Catharine Benediktsson at 5:00 P.M.

ROLL CALL

Directors present: Catharine Benediktsson, President
Tod Moody, Vice President
Richard Snyder, Secretary
John Carapiet, Director
Omar Arias-Montez, Director

Staff present: Tony Rubio, District Manager
Robin Dohrmann, Office Manager

Others is attendance: Benjamin Stock, Burke, Williams, & Sorensen, LLC

PUBLIC COMMENTS: The public is invited to address the Board on items that do not appear on the agenda and that are within the subject matter jurisdiction of the Board. The Brown Act does not allow the Board to take action on any public comment. Please limit public comments to no more than three minutes.

There were no public comments at this time.

1. Elections for Officers of the Board – Action

Discussion by the Board. Motion (Moody/Carapiet) to nominate Richard Snyder for the President of the Board of Directors of Sanitary District No. 5 of Marin County for the 2021 term. Passed unanimously.

(Item #1 Cont'd)

Discussion by the Board. Motion (Snyder/Moody) to nominate John Carapiet for the Vice President of the Board of Directors of Sanitary District No. 5 of Marin County for the 2021 term. Passed unanimously.

Discussion by the Board. Motion (Benediktsson/Carapiet) to nominate Omar Arias-Montez for the Secretary of the Board of Directors of Sanitary District No. 5 of Marin County for the 2021 term. Passed unanimously.

2. Appointment of Committee Members and setting date & time for regular, standing committee meetings – Action

Discussion by the Board. President Richard Snyder recommended the following appointments for the 2021 term of Sanitary District No. 5 of Marin County Committees:

Finance & Fiscal Oversight Committee:	Chair:	Director Catharine Benediktsson
	Member:	Secretary Omar Arias-Montez
	Alternate:	Vice President John Carapiet
Capital Improvement Program Committee:	Chair:	Director Tod Moody
	Member:	Secretary Omar Arias-Montez
	Alternate:	Vice President John Carapiet
Governance Committee:	Chair:	Director Tod Moody
	Member:	Vice President John Carapiet
	Alternate:	President Richard Snyder
Personnel Committee:	Chair:	Director Catharine Benediktsson
	Member:	President Richard Snyder
	Alternate:	Vice President John Carapiet

DIRECTORS' COMMENTS AND/OR AGENDA REQUESTS:

- Director Benediktsson requested the Finance Committee review SD5's cyber security and consider additional measures
- Vice President Carapiet inquired into handling the article in the recent Ark Newspaper
- Vice President Carapiet voiced his dissatisfaction with the length of time it has taken Maggiora & Ghilotti to complete the Cove Rd. Force Main Replacement Project and is reticent to allow another time extension
- Secretary Arias-Montez requested a tour of the SD5 Main Plant; Director Benediktsson requested he assess the M.P. Office and Breakroom space in light of appropriate distancing per OSHA parameters
- Director Benediktsson inquired into the receipt of her 2020 1099 Tax Form
- Director Moody inquired into the amount billed from E&M and Director Benediktsson inquired into the PG&E bill; Secretary Arias-Montez stated PG&E amount seemed reasonable in consideration of his experience with PG&E billing at Sausalito-Marin City Sanitary District

CONSENT CALENDAR:

3. Approval of December 17, 2020 Regular Board Meeting Minutes (Dohrmann)
4. Review and Receive all Electronic Fund Transfers (EFT) and Approve Warrants for December 11 through January 7, 2021; JP Morgan Chase Bank Check No. 7949 through Check No. 8012, all transactions totaling in the amount of \$102,304.48; and Receive December 2020 Payroll, in the amount of \$143,075.14 (Dohrmann)
5. Receipt of Financial Reports for December 2020 (Dohrmann)

Discussion by the Board. Motion (Benediktsson/Arias-Montez) to approve the Consent Calendar, Items No. 3 through No.5. Passed unanimously.

MANAGEMENT REPORTS:

6. District Management Summary Report (Rubio)

District Manager, Tony Rubio, presented a written and verbal report on current District issues, responding to questions from the Board. Discussion by the Board.

NEW BUSINESS:

7. Review & approve Cove Rd. Force Main Replacement Project progress payment No. 8, in the amount of \$81,225.00 (eighty-one thousand, two hundred twenty-five dollars only) - Action (Rubio)

Discussion by the Board. Motion (Benediktsson/Moody) to approve Cove Rd. Force Main Replacement Project progress payment No. 8, in the amount of \$81,225.00 (eighty-one thousand, two hundred twenty-five dollars only). Passed unanimously.

Total original contract price:	<u>\$1,971,971.00</u>
Change orders (thru C.O. #9):	<u>\$ 338,466.33</u>
Over/under budget to date:	<u>17.16%</u>

* Construction is to continue thru February 2021

UNFINISHED BUSINESS: None

COMMITTEE REPORTS:

8. Capital Improvement Program Committee (Carapiet/Moody) – CIP Action Item Log provided
9. Finance & Fiscal Oversight Committee (Carapiet/Snyder) – None
10. Governance Committee (Snyder/Moody) – None
11. Personnel Committee (Moody/Benediktsson) – None

OTHER BUSINESS: None

ENVIRONMENTAL: None

CORRESPONDENCE: None


INFORMATIONAL ITEMS:

12. Alliant Insurance Services (CSRMA) memorandum & article re “market indicators reflect social inflation of 15% - 25% rate increase at SD5’s Pooled Liability

ADJOURNMENT


The Board adjourned at 5:59 p.m. to a Regular Board Meeting on February 18, 2021, at 5:00 P.M.

Approved:



Richard Snyder
President, Board of Directors

Attest:



Omar Arias-Montez
Secretary, Board of Directors

Sanitary Distr. No.5 of Marin Co.
Warrant List Summary
January 8 through February 9, 2021

02/04/21

Date	Num	Name	Memo	Amount
JP Morgan Chase - Primary 7399				
02/01/21	EFT	CalPERS	EFT Health Premium, February 2021, Cust #4163206459	-16,369.23
02/01/21	EFT	PERS	EFT PERS Retirement, January 2021	-19,190.21
01/21/21	8018	ATP Group, Inc.	M.P. & P.C. Plant Chemicals, December 2020	-2,386.48
01/21/21	8019	AT&T	Acct #960732-76375559, December 2020	-815.13
01/21/21	8020	Comcast Business	Acct# 8155 30 011 0149465, Bus. Voice, Internet & Cable, Jan - Feb, 2021	-541.91
01/21/21	8021	CWEA	Certificate Renewal, January 2021 (AJE FY21-22)	-91.00
01/21/21	8022	Pacific Gas & Electric	Acct #2908031411-4, Utilities, December 2020	-16,739.81
01/21/21	8023	Maggiora & Ghilotti, Inc.	M&G Project #7716 - Cove Rd. Force Main Replacement Project, December 2...	-81,225.00
01/21/21	8024	Mill Valley Refuse Service, Inc.	Acct #032945, SLUDGE TRANSPORT, December 2020	-2,160.00
01/21/21	8025	Special District Risk Management Authorit	Member #7665, Life, Vision, DDS & LTD Ins., Feb 2021	-1,634.39
01/21/21	8026	Town of Tiburon	Fuel, December 2020	-845.16
01/21/21	8027	Waste Management of Redwood Landfill	Acct #507-0000190-1507-2, Sludge Disposal, December, 2020	-1,357.30
01/21/21	8028	Verizon Wireless	Acct #0342125502-00001: iPhones, December 2020	-351.42
02/09/21	8030	Access Answering Service	Acct #4080C, Answering Service, February 2021	-60.00
02/09/21	8031	ACS Instrumentation & Valves, Inc.	Cove Rd. Force Main Project, December 2020	-5,178.87
02/09/21	8032	Alhambra	Acct #547945611762129, Water, Dec 2020 - Jan 2021	-86.74
02/09/21	8033	Alliant Insurance Services	Acct #SANIDIS-03, Auto Ins. Policy Renewal FY20-21, Feb 2021	-14.00
02/09/21	8034	AT&T	Acct #960732-76375559, January 2021	-816.10
02/09/21	8035	Banshee Networks, Inc.	Computer/IT Support, November & December, 2020	-3,012.50
02/09/21	8036	Brelje and Race Laboratories, Inc.	M.P./P.C. Plant Samples, December 2020	-1,770.00
02/09/21	8037	Cal-Steam	Cust ID# 89563, Safety, January 2021	-32.01
02/09/21	8038	Caltest Analytical Laboratory	M.P./P.C. Lab Sampling, January 2021	-3,849.25
02/09/21	8039	Caltronics Business Systems, Inc.	Acct #SD15, Multi-purpose Copier Contract, January 2021	-132.64
02/09/21	8040	Cornely Company	Cust ID: SANDIST, Boiler Repair & Service, December 2020 - January 2021	-5,738.52
02/09/21	8041	Cintas Corporation #626	Acct #626-00821, PPE/Safetywear + Service, January 2021	-193.94
02/09/21	8042	CSRMA California Sanitation Risk Mgmt...	PLP Deposit & Fees, JPA Chgs & Retro Adjmt - 2020 - 2022 (FY21-22 AJE)	-51,716.00
02/09/21	8043	Cummins Pacific Power Systems	Cust. #: 266183, BPS#2 Parts Rplcmt, December 2020	-189.69
02/09/21	8044	CWEA	Certificate Renewals, February 2021 (AJE FY21-22)	-293.00
02/09/21	8045	DKF Solutions Group, LLC	My Safety Officer Monthly Subscription, February 2021	-350.00
02/09/21	8046	Downing Heating & Air Conditioning, Inc.	P&L, BPS#2, January 2021	-5,859.98
02/09/21	8047	eNPDES.com & Associates	M.P. & P.C. Palnt, NPDES Permit Software, Aug '21 - July '22 (AJE FY21-22)	-1,650.00
02/09/21	8048	G3 Engineering, Inc.	M.P. Maint + Parts & Srvc, December 2020	-3,755.63
02/09/21	8049	Glosage Engineering, Inc.	P&L, January 2021	-8,850.00
02/09/21	8050	Goodman Building Supply Co.	Acct #20070, BP&L, December 2020	-24.79
02/09/21	8051	Grainger	Acct #810128785, P.C. Parts & Service, December 2020	-336.98
02/09/21	8052	HDR Engineering, Inc.	Consulting, MCSD5 Cllxn Sys Mstr Plan, November 2020, January 2021	-71,575.70
02/09/21	8053	Jackson's Hardware, Inc.	Acct #7601, BPS#2, 6' Waterproof Workboot, January 2021	-119.89
02/09/21	8054	JM Integration, LLC	M.P. Parts & Service, January 2021	-1,633.64
02/09/21	8055	Larry Walker Associates, Inc.	Tech Support for M.P. NPDES Reg. Assistance, November & December 2020	-886.50
02/09/21	8056	Lystek Int'l, LTD	Biosolids Transport, January 2021	-744.60
02/09/21	8057	Maltby Electric Supply Co., Inc.	Cust No.15953, BPS P&L, January 2021	-103.18
02/09/21	8058	NSI Lab Solutions, Inc.	Cust#21528, Lab Chemicals, December 2020	-511.00
02/09/21	8059	Nute Engineering Corp.	Consulting & Engr. Svcs., December 2020	-14,723.25
02/09/21	8060	PACE Supply Corp.	M.P. Maint. Supplies, January 2021	-882.51
02/09/21	8061	Pacific Water Resources	M.P. Supplies, December 2021	-600.00
02/09/21	8062	Peterson	Cust #:5656305, P.C. P&L, January 2021	-1,219.37
02/09/21	8063	Roy's Sewer Service, Inc.	P&L, December 2020 - January 2021	-2,811.50
02/09/21	8064	SASM	Bioassay Testing, Oct-Dec, 2020	-600.00
02/09/21	8065	Solenis, LLC	Pyr #: 441488, M.P. Chemicals, January 2021	-4,272.67
02/09/21	8066	TESCO Controls, Inc.	Cust #TIBU, M.P. Service, January 2021	-1,528.17
02/09/21	8067	U.S. Bank	Acct#:4246-0441-0158-3635, December 2020 - January 2021	-5,571.65
02/09/21	8068	Univar	Cust ID #STDT001, Chemicals, January, 2021	-6,903.00
02/09/21	8069	USA BlueBook	Cust #933682, Safety/PPE Supplies, January 2021	-773.29
02/09/21	8070	Water Components & Building Supply	Acct #454, M.P. Maint. Supplies, January 2021	-515.58
02/09/21	8071	Wintersun Chemical	M.P. Chemicals, January 2021	-2,336.27
02/09/21	8072	WorkSmart Automation, Inc.	SD5 Comm System Maintenance, Nov 2020 - Jan 2021	-19,107.09
02/09/21	8073	Alvarez, Joel	Reimb. for PPE/Safetywear, January 2021	-151.54
02/09/21	8074	Bilsborough, Chad	Reimb. for Cert (G2) Fees Fees, January 2021	-170.00
02/09/21	8075	Driscoll, Stephen	Reimb. CWEA Cert Renewal Reimb. + S/B Mileage reimb., Oct - Dec., 2020	-290.07
02/09/21	8076	La Torre, Daniel P.	Standby Mileage Reimb, Oct - Dec, 2020	-483.00
02/09/21	8077	Rosser, John	Rain/Safety PPE, thru Jan 2021 + S/B Mi. Reimb., thru Oct 2020	-454.15
02/09/21	8078	Swett, Drake	Reimb. for S/B Mileage, Sept-Oct, 2020	-158.70
02/09/21	8079	Triola, Joseph	Reimb. for Standby Mi., SD5 supplies, December 2020 - January 2021	-243.70
Total JP Morgan Chase - Primary 7399				-376,987.70
TOTAL				-376,987.70

Sanitary Distr. No.5 of Marin Co.

Warrant List Detail

January 8 through February 9, 2021

02/04/21

Date	Num	Name	Memo	Account	Class	Paid Amount
02/01/21	EFT	CalPERS	EFT Health Premium, February 2021, Cust #4163206459	JP Morgan Chase - Primary 7399		
			Active Employee Health Premium - February 2021	8020.05 - Employee Health	Belvedere	-5,557.56
			Active Employee Health Premium - February 2021	8020.05 - Employee Health	Tiburon:Paradise Cove	-400.39
			Active Employee Health Premium - February 2021	8020.05 - Employee Health	Tiburon	-9,501.19
			Retiree Health Premium - February 2021	8022.05 - Reitree Health	Belvedere	-308.45
			Retiree Health Premium - February 2021	8022.05 - Reitree Health	Tiburon:Paradise Cove	-22.22
			Retiree Health Premium - February 2021	8022.05 - Reitree Health	Tiburon	-527.33
			Active Employee Health Premium - February 2021 - Admin Fee	8020.05 - Employee Health	Belvedere	-13.34
			Active Employee Health Premium - February 2021 - Admin Fee	8020.05 - Employee Health	Tiburon:Paradise Cove	-0.96
			Active Employee Health Premium - February 2021 - Admin Fee	8020.05 - Employee Health	Tiburon	-22.80
			Retiree Health Premium - February 2021 - Admin Fee	8022.05 - Reitree Health	Belvedere	-5.39
			Retiree Health Premium - February 2021 - Admin Fee	8022.05 - Reitree Health	Tiburon:Paradise Cove	-0.39
			Retiree Health Premium - February 2021 - Admin Fee	8022.05 - Reitree Health	Tiburon	-9.21
TOTAL						-16,369.23
02/01/21	EFT	PERS	EFT PERS Retirement, January 2021	JP Morgan Chase - Primary 7399		
			Retirement January 2021(Classic 1600 Rate): ER @ 14.194 %; EE @ 3.0%	8019.05 - PERS Retirement	Belvedere	-4,745.05
			Retirement January 2021(Classic 1600 Rate)	8019.05 - PERS Retirement	Tiburon:Paradise Cove	-341.86
			Retirement January 2021(Classic 1600 Rate)	8019.05 - PERS Retirement	Tiburon	-8,112.13
			Retirement January 2021(PEPRA Rates: ER @ 7.732%; EE @ 6.75%	8019.05 - PERS Retirement	Belvedere	-2,014.99
			Retirement January 2021(PEPRA Rate)	8019.05 - PERS Retirement	Tiburon:Paradise Cove	-145.17
			Retirement January 2021(PEPRA Rate)	8019.05 - PERS Retirement	Tiburon	-3,444.83
			Spec. Comp for Holiday Worked on 1.1.2021 (SD)	8019.05 - PERS Retirement	Belvedere	-69.42
			Spec. Comp for Holiday Worked on 1.1.2021 (SD)	8019.05 - PERS Retirement	Tiburon:Paradise Cove	-5.00
			Spec. Comp for Holiday Worked on 1.1.2021 (SD)	8019.05 - PERS Retirement	Tiburon	-118.67
			Spec. Comp for Holiday Worked on 1.18.2021 (RC)	8019.05 - PERS Retirement	Belvedere	-69.42
			Spec. Comp for Holiday Worked on 1.18.2021 (RC)	8019.05 - PERS Retirement	Tiburon:Paradise Cove	-5.00
			Spec. Comp for Holiday Worked on 1.18.2021 (RC)	8019.05 - PERS Retirement	Tiburon	-118.67
TOTAL						-19,190.21
01/21/21	8018	ATP Group, Inc.	M.P. & P.C. Plant Chemicals, December 2020	JP Morgan Chase - Primary 7399		
			Inv #I239077, M.P., Caustic soda beads (Sodium Hydroxide) for foul air scrubber,...	7024 - Main Plant Chemicals	Belvedere	-857.94
			Inv #I239077, M.P., Caustic soda beads (Sodium Hydroxide) for foul air scrubber,...	7042 - Paradise Supplies & Chemicals	Tiburon:Paradise Cove	-61.81
			Inv #I239077, M.P., Caustic soda beads (Sodium Hydroxide) for foul air scrubber,...	7024 - Main Plant Chemicals	Tiburon	-1,466.73
TOTAL						-2,386.48
01/21/21	8019	AT&T	Acct #960732-76375559, December 2020	JP Morgan Chase - Primary 7399		
			PC Plant Telephones, December 2020	8532 - Paradise Cove Telephones	Tiburon:Paradise Cove	-331.87
			PC Pumps & Lines Telephones, December 2020	8533 - Pumps & Lines Telephones	Tiburon:Paradise Cove	-175.07
			Tib Pumps & Lines Telephones, December 2020	8533 - Pumps & Lines Telephones	Tiburon	-308.19
TOTAL						-815.13
01/21/21	8020	Comcast Business	Acct# 8155 30 011 0149465, Bus. Voice, Internet & Cable, Jan - Feb, 2021	JP Morgan Chase - Primary 7399		
			Bundle: Cable (\$84.90), 1.12.2021 - 2.11.2021	8510 - Data/Alarms/IT Supp & Licensing	Belvedere	-30.52
			Bundle: Cable (\$84.90), 1.12.2021 - 2.11.2021	8510 - Data/Alarms/IT Supp & Licensing	Tiburon:Paradise Cove	-2.20
			Bundle: Cable (\$84.90), 1.12.2021 - 2.11.2021	8510 - Data/Alarms/IT Supp & Licensing	Tiburon	-52.18
			Bundle: Internet (\$134.85), 1.12.2021 - 2.11.2021	8510 - Data/Alarms/IT Supp & Licensing	Belvedere	-48.48
			Bundle: Internet (\$134.85), 1.12.2021 - 2.11.2021	8510 - Data/Alarms/IT Supp & Licensing	Tiburon:Paradise Cove	-3.49
			Bundle: Internet (\$134.85), 1.12.2021 - 2.11.2021	8510 - Data/Alarms/IT Supp & Licensing	Tiburon	-82.88
			Bundle: Land Line Phones (\$243.00), 1.12.2021 - 2.11.2021	8531 - Main Plant Telephones	Belvedere	-87.36
			Bundle: Land Line Phones (\$243.00), 1.12.2021 - 2.11.2021	8532 - Paradise Cove Telephones	Tiburon:Paradise Cove	-6.29
			Bundle: Land Line Phones (\$243.00), 1.12.2021 - 2.11.2021	8531 - Main Plant Telephones	Tiburon	-149.35
			Bundle: Taxes & Fees (+/- \$5 - varies/mo), 1.12.2021 - 2.11.2021	8510 - Data/Alarms/IT Supp & Licensing	Belvedere	-13.33
			Bundle: Taxes & Fees (+/- \$5 - varies/mo), 1.12.2021 - 2.11.2021	8510 - Data/Alarms/IT Supp & Licensing	Tiburon:Paradise Cove	-0.96
			Bundle: Taxes & Fees (+/- \$5 - varies/mo), 1.12.2021 - 2.11.2021	8510 - Data/Alarms/IT Supp & Licensing	Tiburon	-22.79
			Bundle: Taxes & Fees (+/- \$5 - varies/mo), 1.12.2021 - 2.11.2021	8531 - Main Plant Telephones	Belvedere	-13.33
			Bundle: Taxes & Fees (+/- \$5 - varies/mo), 1.12.2021 - 2.11.2021	8532 - Paradise Cove Telephones	Tiburon:Paradise Cove	-0.96

Sanitary Distr. No.5 of Marin Co.

Warrant List Detail

January 8 through February 9, 2021

02/04/21

Date	Num	Name	Memo	Account	Class	Paid Amount
			Bundle: Taxes & Fees (+/- \$5 - varies/mo), 1.12.2021 - 2.11.2021	8531 · Main Plant Telephones	Tiburon	-27.79
TOTAL						-541.91
01/21/21	8021	CWEA	Certificate Renewal, January 2021 (AJE FY21-22)	JP Morgan Chase - Primary 7399		
			S Driscoll (ID#34976), Lab Analyst (G1), 2.1.2021 - 6.30.2021	6025 · Dues & Subscriptions	Belvedere	-13.63
			S Driscoll (ID#34976), Lab Analyst (G1), 2.1.2021 - 6.30.2021	6025 · Dues & Subscriptions	Tiburon:Paradise Cove	-0.98
			S Driscoll (ID#34976), Lab Analyst (G1), 2.1.2021 - 6.30.2021	6025 · Dues & Subscriptions	Tiburon	-23.31
			S Driscoll (ID#34976), Lab Analyst (G1), 7.1.2021 - 1.31.2022 (AJE FY21-22)	6025 · Dues & Subscriptions	Belvedere	-19.08
			S Driscoll (ID#34976), Lab Analyst (G1), 7.1.2021 - 1.31.2022 (AJE FY21-22)	6025 · Dues & Subscriptions	Tiburon:Paradise Cove	-1.37
			S Driscoll (ID#34976), Lab Analyst (G1), 7.1.2021 - 1.31.2022 (AJE FY21-22)	6025 · Dues & Subscriptions	Tiburon	-32.63
TOTAL						-91.00
01/21/21	8022	Pacific Gas & Electric	Acct #2908031411-4, Utilities, December 2020	JP Morgan Chase - Primary 7399		
			Acct #2908031411-4, Main Plant Utilities, December 2020	8542 · Main Plant Utilities	Belvedere	-3,164.27
			Acct #2908031411-4, P.C. Plant Utilities, December 2020	8543 · Paradise Cove Utilities	Tiburon:Paradise Cove	-1,012.75
			Acct #2908031411-4, Main Plant Utilities, December 2020	8542 · Main Plant Utilities	Tiburon	-5,408.66
			Acct #2908031411-4, Belv Pump St Utilities, December 2020	8544 · Pump Station Utilities	Belvedere	-1,154.23
			Acct #2908031411-4, P.C. Pump St Utilities, December 2020	8544 · Pump Station Utilities	Tiburon:Paradise Cove	-204.05
			Acct #2908031411-4, Tib Pump St Utilities, December 2020	8544 · Pump Station Utilities	Tiburon	-5,795.85
TOTAL						-16,739.81
01/21/21	8023	Maggiora & Ghilotti, Inc.	M&G Project #7716 - Cove Rd. Force Main Replacement Project, December ...	JP Morgan Chase - Primary 7399		
			Inv #11573, Progress Payment #8, Force Main Valve Vault Connection (100.0% ...	9311.2 · Cove Rd FM - Const, Ph I	Belvedere	-76,000.00
			Inv #11573, Retention Withheld re PP#8 (100.0% Belv), thru December 2020	Retainage Payable	Belvedere	3,800.00
			Inv #11573, Progress Payment #8, Segment bends + new manholes (100.0% Bel...	9311.2 · Cove Rd FM - Const, Ph I	Tiburon	-9,500.00
			Inv #11559, Retention Withheld re PP#8 (100.0% Tib), thru December 2020	Retainage Payable	Tiburon	475.00
TOTAL						-81,225.00
01/21/21	8024	Mill Valley Refuse Service, Inc.	Acct #032945, SLUDGE TRANSPORT, December 2020	JP Morgan Chase - Primary 7399		
			Sludge Transport/Exchange only, 12.2.20, 12.9.20, 12.11.20, 12.18.20, 12.24.20	7029 · Main Plant Sludge Disposal	Belvedere	-797.26
			Sludge Transport/Exchange only, 12.2.20, 12.9.20, 12.11.20, 12.18.20, 12.24.20	7029 · Main Plant Sludge Disposal	Tiburon	-1,362.74
TOTAL						-2,160.00
01/21/21	8025	Special District Risk Management ...	Member #7665, Life, Vision, DDS & LTD Ins., Feb 2021	JP Morgan Chase - Primary 7399		
			Employee Life Insurance - Inv #34574- February 2021	8020.05 · Employee Health	Belvedere	-48.89
			Employee Life Insurance - Inv #34574- February 2021	8020.05 · Employee Health	Tiburon:Paradise Cove	-3.52
			Employee Life Insurance - Inv #34574- February 2021	8020.05 · Employee Health	Tiburon	-83.59
			Employee LTD Insurance - Inv #34574- February 2021	8020.05 · Employee Health	Belvedere	-350.10
			Employee LTD Insurance - Inv #34574- February 2021	8020.05 · Employee Health	Tiburon:Paradise Cove	-25.22
			Employee LTD Insurance - Inv #34574- February 2021	8020.05 · Employee Health	Tiburon	-598.53
			Employee DDS Insurance - Inv #34574- February 2021	8020.05 · Employee Health	Belvedere	-127.22
			Employee DDS Insurance - Inv #34574- February 2021	8020.05 · Employee Health	Tiburon:Paradise Cove	-9.17
			Employee DDS Insurance - Inv #34574- February 2021	8020.05 · Employee Health	Tiburon	-217.49
			Employee Vision Insurance - Inv #34574- February 2021	8020.05 · Employee Health	Belvedere	-61.36
			Employee Vision Insurance - Inv #34574- February 2021	8020.05 · Employee Health	Tiburon:Paradise Cove	-4.42
			Employee Vision Insurance - Inv #34574- February 2021	8020.05 · Employee Health	Tiburon	-104.88
TOTAL						-1,634.39
01/21/21	8026	Town of Tiburon	Fuel, December 2020	JP Morgan Chase - Primary 7399		
			Fuel, December 2020	7071 · Fuel	Belvedere	-303.84
			Fuel, December 2020	7071 · Fuel	Tiburon:Paradise Cove	-21.89
			Fuel, December 2020	7071 · Fuel	Tiburon	-519.43
TOTAL						-845.16

Sanitary Distr. No.5 of Marin Co.

Warrant List Detail

January 8 through February 9, 2021

02/04/21

Date	Num	Name	Memo	Account	Class	Paid Amount
01/21/21	8027	Waste Management of Redwood La...	Acct #507-0000190-1507-2, Sludge Disposal, December, 2020 Inv #0101626-1507-3, Sludge Disposal - 3 Drop-offs, 25.15 tons, December 2020 Inv #0101626-1507-3, Sludge Disposal - 3 Drop-offs, 25.15 tons, December 2020	JP Morgan Chase - Primary 7399 7029 · Main Plant Sludge Disposal 7029 · Main Plant Sludge Disposal	Belvedere Tiburon	-500.98 -856.32
TOTAL						-1,357.30
01/21/21	8028	Verizon Wireless	Acct #0342125502-00001: iPhones, December 2020 Inv #9870632747: Monthly Charges (\$342.40) - December 2020 Inv #9870632747: Monthly Charges (\$342.40) - December 2020 Inv #9870632747: Monthly Charges (\$342.40) - December 2020 Inv #9870632747: Taxes, Gov't Surcharges & Fees - December 2020 Inv #9870632747: Taxes, Gov't Surcharges & Fees - December 2020 Inv #9870632747: Taxes, Gov't Surcharges & Fees - December 2020	JP Morgan Chase - Primary 7399 8531 · Main Plant Telephones 8532 · Paradise Cove Telephones 8531 · Main Plant Telephones 8531 · Main Plant Telephones 8532 · Paradise Cove Telephones 8531 · Main Plant Telephones	Belvedere Tiburon:Paradise Cove Tiburon Belvedere Tiburon:Paradise Cove Tiburon	-123.09 -8.87 -210.44 -3.24 -0.23 -5.55
TOTAL						-351.42
02/09/21	8030	Access Answering Service	Acct #4080C, Answering Service, February 2021 Inv #23918, Answering Service, February 2021- SSO & Alarm Notifications Inv #23918, Answering Service, February 2021- SSO & Alarm Notifications Inv #23918, Answering Service, February 2021- SSO & Alarm Notifications	JP Morgan Chase - Primary 7399 8510 · Data/Alarms/IT Supp & Licensing 8510 · Data/Alarms/IT Supp & Licensing 8510 · Data/Alarms/IT Supp & Licensing	Belvedere Tiburon:Paradise Cove Tiburon	-21.57 -1.55 -36.88
TOTAL						-60.00
02/09/21	8031	ACS Instrumentation & Valves, Inc.	Cove Rd. Force Main Project, December 2020 Inv #19068, Krohne, OptiFlux 2100 Magnetic Flowmeter re Cove Rd. Force Main ...	JP Morgan Chase - Primary 7399 9311.2 · Cove Rd FM - Const, Ph I	Belvedere	-5,178.87
TOTAL						-5,178.87
02/09/21	8032	Alhambra	Acct #547945611762129, Water, Dec 2020 - Jan 2021 Inv #12012314 010821 Water, 12.12.2020 - 1.06.2021 Inv #12012314 010821 Water, 12.12.2020 - 1.06.2021 Inv #12012314 010821 Water, 12.12.2020 - 1.06.2021	JP Morgan Chase - Primary 7399 7023 · Janitorial Supplies & Service 7042 · Paradise Supplies & Chemicals 7023 · Janitorial Supplies & Service	Belvedere Tiburon:Paradise Cove Tiburon	-31.18 -2.25 -53.31
TOTAL						-86.74
02/09/21	8033	Alliant Insurance Services	Acct #SANDIS-03, Auto Ins. Policy Renewal FY20-21, Feb 2021 FY 20-21 Auto/Public Entity Physical Damage Policy Rider, February 2021 FY 20-21 Auto/Public Entity Physical Damage Policy Rider, February 2021 FY 20-21 Auto/Public Entity Physical Damage Policy Rider, February 2021	JP Morgan Chase - Primary 7399 6033.3 · Physical Property Damage - Auto 6033.3 · Physical Property Damage - Auto 6033.3 · Physical Property Damage - Auto	Belvedere Tiburon:Paradise Cove Tiburon	-5.03 -0.36 -8.61
TOTAL						-14.00
02/09/21	8034	AT&T	Acct #960732-76375559, January 2021 PC Plant Telephones, January 2021 PC Pumps & Lines Telephones, January 2021 Tib Pumps & Lines Telephones, January 2021	JP Morgan Chase - Primary 7399 8532 · Paradise Cove Telephones 8533 · Pumps & Lines Telephones 8533 · Pumps & Lines Telephones	Tiburon:Paradise Cove Tiburon:Paradise Cove Tiburon	-332.84 -175.07 -308.19
TOTAL						-816.10
02/09/21	8035	Banshee Networks, Inc.	Computer/IT Support, November & December, 2020 Inv #14678+#14679, Troubleshooting, IT & security renewals + maintenance of a... Inv #14678+#14679, Troubleshooting, IT & security renewals + maintenance of a... Inv #14678+#14679, Troubleshooting, IT & security renewals + maintenance of a...	JP Morgan Chase - Primary 7399 8510 · Data/Alarms/IT Supp & Licensing 8510 · Data/Alarms/IT Supp & Licensing 8510 · Data/Alarms/IT Supp & Licensing	Belvedere Tiburon:Paradise Cove Tiburon	-1,082.99 -78.02 -1,851.49
TOTAL						-3,012.50

Sanitary Distr. No.5 of Marin Co.

Warrant List Detail

January 8 through February 9, 2021

02/04/21

Date	Num	Name	Memo	Account	Class	Paid Amount
02/09/21	8036	Brelje and Race Laboratories, Inc.	M.P./P.C. Plant Samples, December 2020	JP Morgan Chase - Primary 7399		
			Inv #132029, M.P. Samples for December 2020	7051 · Main Plant Lab Monitoring	Belvedere	-485.37
			Inv #132029, P.C. Samples for December 2020	7052 · Paradise Cove Monitoring	Tiburon:Paradise Cove	-175.00
			Inv #132029, M.P. Samples for December 2020	7051 · Main Plant Lab Monitoring	Tiburon	-829.63
			Inv #132146, P.C. Add'l Req'd Samples for December 2020	7052 · Paradise Cove Monitoring	Tiburon:Paradise Cove	-280.00
		TOTAL				-1,770.00
02/09/21	8037	Cal-Steam	Cust ID# 89563, Safety, January 2021	JP Morgan Chase - Primary 7399		
			Inv #3974283, M.P. Supplies, January 2021	7021 · Plant Maintenance Supplies	Belvedere	-11.81
			Inv #3974283, M.P. Supplies, January 2021	7021 · Plant Maintenance Supplies	Tiburon:Paradise Cove	-20.20
		TOTAL				-32.01
02/09/21	8038	Caltest Analytical Laboratory	M.P./P.C. Lab Sampling, January 2021	JP Morgan Chase - Primary 7399		
			M.P. - B: #6315, #8191, #8086, #7959, #7499, #7723, January 2021	7051 · Main Plant Lab Monitoring	Belvedere	-738.11
			P.C.: Inv #7856, #7987, January 2021	7052 · Paradise Cove Monitoring	Tiburon:Paradise Cove	-1,849.50
			M.P. - T: #6315, #8191, #8086, #7959, #7499, #7723, January 2021	7051 · Main Plant Lab Monitoring	Tiburon	-1,261.64
		TOTAL				-3,849.25
02/09/21	8039	Caltronics Business Systems, Inc.	Acct #SD15, Multi-purpose Copier Contract, January 2021	JP Morgan Chase - Primary 7399		
			Inv #3184105, Konica Multi-purpose copier (C308) contract, January 2021	6047 · Office Supplies	Belvedere	-47.68
			Inv #3184105, Konica Multi-purpose copier (C308) contract, January 2021	6047 · Office Supplies	Tiburon:Paradise Cove	-3.44
			Inv #3184105, Konica Multi-purpose copier (C308) contract, January 2021	6047 · Office Supplies	Tiburon	-81.52
		TOTAL				-132.64
02/09/21	8040	Cornely Company	Cust ID: SANDIST, Boiler Repair & Service, December 2020 - January 2021	JP Morgan Chase - Primary 7399		
			Inv #211149, M.P. Boiler repair and service, Dece 2020 - January 2021	7022 · Plant Maint. Parts & Service	Belvedere	-2,118.09
			Inv #211149, M.P. Boiler repair and service, Dece 2020 - January 2021	7022 · Plant Maint. Parts & Service	Tiburon	-3,620.43
		TOTAL				-5,738.52
02/09/21	8041	Cintas Corporation #626	Acct #626-00821, PPE/Safetywear + Service, January 2021	JP Morgan Chase - Primary 7399		
			#4074460611, #4073800618, #4073142090, #4072530797, PPE/Safetywear, Ja...	8520 · Personal Protection/Safety Wear	Belvedere	-69.72
			#4074460611, #4073800618, #4073142090, #4072530797, PPE/Safetywear, Ja...	8520 · Personal Protection/Safety Wear	Tiburon:Paradise Cove	-5.02
			#4074460611, #4073800618, #4073142090, #4072530797, PPE/Safetywear, Ja...	8520 · Personal Protection/Safety Wear	Tiburon	-119.20
		TOTAL				-193.94
02/09/21	8042	CSRMA California Sanitation Risk ...	PLP Deposit & Fees, JPA Chgs & Retro Adjmt - 2020 - 2022 (FY21-22 AJE)	JP Morgan Chase - Primary 7399		
			Inv #6736, PLP Pooled Deposit (12.31.2020-6.30.2021)	6033.2 · General Liability	Belvedere	-3,024.29
			Inv #6736, PLP Pooled Deposit (12.31.2020-6.30.2021)	6033.2 · General Liability	Tiburon:Paradise Cove	-217.88
			Inv #6736, PLP Pooled Deposit (12.31.2020-6.30.2021)	6033.2 · General Liability	Tiburon	-5,170.33
			Inv #6736, PLP Excess Ins. Premium (12.31.2020-6.30.2021)	6033.2 · General Liability	Belvedere	-2,565.75
			Inv #6736, PLP Excess Ins. Premium (12.31.2020-6.30.2021)	6033.2 · General Liability	Tiburon:Paradise Cove	-184.85
			Inv #6736, PLP Excess Ins. Premium (12.31.2020-6.30.2021)	6033.2 · General Liability	Tiburon	-4,386.40
			Inv #6736, JPA Charge (12.31.2020-6.30.2021)	6033.2 · General Liability	Belvedere	-898.75
			Inv #6736, JPA Charge (12.31.2020-6.30.2021)	6033.2 · General Liability	Tiburon:Paradise Cove	-64.75
			Inv #6736, JPA Charge (12.31.2020-6.30.2021)	6033.2 · General Liability	Tiburon	-1,536.50
			Inv #6736, PLP Pooled Deposit Fees (PDF) (12.31.2020-6.30.2021)	6033.2 · General Liability	Belvedere	-889.40
			Inv #6736, PLP Pooled Deposit Fees (PDF) (12.31.2020-6.30.2021)	6033.2 · General Liability	Tiburon:Paradise Cove	-64.08
			Inv #6736, PLP Pooled Deposit Fees (PDF) (12.31.2020-6.30.2021)	6033.2 · General Liability	Tiburon	-1,520.52
			nv #6736, PLP LIABILITY Retro Adjustment (FY2007/08 thru FY2017/18)	6033.2 · General Liability	Belvedere	-1,613.26
			Inv #6736, PLP LIABILITY Retro Adjustment (FY2007/08 thru FY2017/18)	6033.2 · General Liability	Tiburon:Paradise Cove	-116.23
			Inv #6736, PLP LIABILITY Retro Adjustment (FY2007/08 thru FY2017/18)	6033.2 · General Liability	Tiburon	-2,758.01
			Inv #6736, PLP Pooled Deposit (7.1.21-12.31.21) (FY2021-2022 AJE)	6033.2 · General Liability	Belvedere	-3,024.29
			Inv #6736, PLP Pooled Deposit (7.1.21-12.31.21) (FY2021-2022 AJE)	6033.2 · General Liability	Tiburon:Paradise Cove	-217.88

Sanitary Distr. No.5 of Marin Co.

Warrant List Detail

January 8 through February 9, 2021

02/04/21

Date	Num	Name	Memo	Account	Class	Paid Amount
			Inv #6736, PLP Pooled Deposit (7.1.21-12.31.21) (FY2021-2022 AJE)	6033.2 · General Liability	Tiburon	-5,170.33
			Inv #6736, PLP Excess Ins. Premium (7.1.21-12.31.21) (FY2021-2022 AJE)	6033.2 · General Liability	Belvedere	-2,565.75
			Inv #6736, PLP Excess Ins. Premium (7.1.21-12.31.21) (FY2021-2022 AJE)	6033.2 · General Liability	Tiburon:Paradise Cove	-184.85
			Inv #6736, PLP Excess Ins. Premium (7.1.21-12.31.21) (FY2021-2022 AJE)	6033.2 · General Liability	Tiburon	-4,386.40
			Inv #6736, JPA Charge (7.1.21-12.31.21) (FY2021-2022 AJE)	6033.2 · General Liability	Belvedere	-898.75
			Inv #6736, JPA Charge (7.1.21-12.31.21) (FY2021-2022 AJE)	6033.2 · General Liability	Tiburon:Paradise Cove	-64.75
			Inv #6736, JPA Charge (7.1.21-12.31.21) (FY2021-2022 AJE)	6033.2 · General Liability	Tiburon	-1,536.50
			Inv #6736, PLP Retro Adjustment (FY2007/08 thru FY2017/18)	6033.2 · General Liability	Belvedere	-889.40
			nv #6736, PLP Retro Adjustment (FY2007/08 thru FY2017/18)	6033.2 · General Liability	Tiburon:Paradise Cove	-64.08
			nv #6736, PLP Retro Adjustment (FY2007/08 thru FY2017/18)	6033.2 · General Liability	Tiburon	-1,520.52
			Inv #6736, PLP Pooled PDF Deposit Fees (7.1.21-12.31.21) (FY2021-2022 AJE)	6033.2 · General Liability	Belvedere	-1,613.26
			Inv #6736, PLP Pooled PDF Deposit Fees (7.1.21-12.31.21) (FY2021-2022 AJE)	6033.2 · General Liability	Tiburon:Paradise Cove	-116.23
			Inv #6736, PLP Pooled PDF Deposit Fees (7.1.21-12.31.21) (FY2021-2022 AJE)	6033.2 · General Liability	Tiburon	-2,758.01
			Inv #6768, W.C. Final Premium Audit for PY30, 7.1.19 - 7.1.20	8023 · Workers Comp Insurance	Belvedere	-608.99
			Inv #6768, W.C. Final Premium Audit for PY30, 7.1.19 - 7.1.20	8023 · Workers Comp Insurance	Tiburon:Paradise Cove	-43.87
			Inv #6768, W.C. Final Premium Audit for PY30, 7.1.19 - 7.1.20	8023 · Workers Comp Insurance	Tiburon	-1,041.14
TOTAL						-51,716.00
02/09/21	8043	Cummins Pacific Power Systems	Cust. #: 266183, BPS#2 Parts Rplcmnt, December 2020	JP Morgan Chase - Primary 7399		
			Inv #X5-72632, P&L - BPS#2, replacement parts, December 2020	9307 · PS Generator Replacement	Belvedere	-189.69
TOTAL						-189.69
02/09/21	8044	CWEA	Certificate Renewals, February 2021 (AJE FY21-22)	JP Morgan Chase - Primary 7399		
			S Driscoll (ID#34976), Collxn Syst. Maint. (G3), 4.1.2021 - 6.30.2021	6025 · Dues & Subscriptions	Belvedere	-9.08
			S Driscoll (ID#34976), Collxn Syst. Maint. (G3), 4.1.2021 - 6.30.2021	6025 · Dues & Subscriptions	Tiburon:Paradise Cove	-0.65
			S Driscoll (ID#34976), Collxn Syst. Maint. (G3), 4.1.2021 - 6.30.2021	6025 · Dues & Subscriptions	Tiburon	-15.52
			S Driscoll (ID#34976), Collxn Syst. Maint. (G3), 7.1.2021 - 3.31.2022 (AJE FY21-...)	6025 · Dues & Subscriptions	Belvedere	-27.23
			S Driscoll (ID#34976), Collxn Syst. Maint. (G3), 7.1.2021 - 3.31.2022 (AJE FY21-...)	6025 · Dues & Subscriptions	Tiburon:Paradise Cove	-1.96
			S Driscoll (ID#34976), Collxn Syst. Maint. (G3), 7.1.2021 - 3.31.2022 (AJE FY21-...)	6025 · Dues & Subscriptions	Tiburon	-46.56
			J Triola (ID#63436), CWEA Membership, Redwood Empire Section, 4.1.2021 - 6...	6025 · Dues & Subscriptions	Belvedere	-17.26
			J Triola (ID#63436), CWEA Membership, Redwood Empire Section, 4.1.2021 - 6...	6025 · Dues & Subscriptions	Tiburon:Paradise Cove	-1.24
			J Triola (ID#63436), CWEA Membership, Redwood Empire Section, 4.1.2021 - 6...	6025 · Dues & Subscriptions	Tiburon	-29.50
			J Triola (ID#63436), CWEA Membership, Redwood Empire Section, 7.1.2021 - 3...	6025 · Dues & Subscriptions	Belvedere	-51.77
			J Triola (ID#63436), CWEA Membership, Redwood Empire Section, 7.1.2021 - 3...	6025 · Dues & Subscriptions	Tiburon:Paradise Cove	-3.73
			J Triola (ID#63436), CWEA Membership, Redwood Empire Section, 7.1.2021 - 3...	6025 · Dues & Subscriptions	Tiburon	-88.50
TOTAL						-293.00
02/09/21	8045	DKF Solutions Group, LLC	My Safety Officer Monthly Subscription, February 2021	JP Morgan Chase - Primary 7399		
			Inv #10631, My Safety Officer Monthly Subscription Fee, February 2021	8515 · Safety	Belvedere	-125.83
			Inv #10631, My Safety Officer Monthly Subscription Fee, February 2021	8515 · Safety	Tiburon:Paradise Cove	-9.07
			Inv #10631, My Safety Officer Monthly Subscription Fee, February 2021	8515 · Safety	Tiburon	-215.10
TOTAL						-350.00
02/09/21	8046	Downing Heating & Air Conditionin...	P&L, BPS#2, January 2021	JP Morgan Chase - Primary 7399		
			Inv #S68313, BPS#2 generator vent duct work/service, January 2021	7022 · Plant Maint. Parts & Service	Belvedere	-2,162.92
			Inv #S68313, BPS#2 generator vent duct work/service, January 2021	7022 · Plant Maint. Parts & Service	Tiburon	-3,697.06
TOTAL						-5,859.98
02/09/21	8047	eNPDES.com & Associates	M.P. & P.C. Palnt, NPDES Permit Software, Aug '21 - July '22 (AJE FY21-22)	JP Morgan Chase - Primary 7399		
			M.P. NPDES Permit software, Flat Fee for Tech Support, 8.01.21 - 6.30.22	8510 · Data/Alarms/IT Supp & Licensing	Belvedere	-543.74
			M.P. NPDES Permit software, Flat Fee for Tech Support, 8.01.21 - 6.30.22	8510 · Data/Alarms/IT Supp & Licensing	Tiburon:Paradise Cove	-39.17
			M.P. NPDES Permit software, Flat Fee for Tech Support, 8.01.21 - 6.30.22	8510 · Data/Alarms/IT Supp & Licensing	Tiburon	-929.59
			M.P. NPDES Permit software, Flat Fee for Tech Support, 7.1.22 - 7.31.22 (AJE F...	8510 · Data/Alarms/IT Supp & Licensing	Belvedere	-49.43
			M.P. NPDES Permit software, Flat Fee for Tech Support, 7.1.22 - 7.31.22 (AJE F...	8510 · Data/Alarms/IT Supp & Licensing	Tiburon:Paradise Cove	-3.56
			M.P. NPDES Permit software, Flat Fee for Tech Support, 7.1.22 - 7.31.22 (AJE F...	8510 · Data/Alarms/IT Supp & Licensing	Tiburon	-84.51

Sanitary Distr. No.5 of Marin Co.

Warrant List Detail

January 8 through February 9, 2021

02/04/21

Date	Num	Name	Memo	Account	Class	Paid Amount
TOTAL						-1,650.00
02/09/21	8048	G3 Engineering, Inc.	M.P. Maint + Parts & Srvc, December 2020	JP Morgan Chase - Primary 7399		
			Inv #2020-6921, M.P. Maint, Parts & Srvc - 1/2HP Motor, Pressure Guage, etc., ...	7022 · Plant Maint. Parts & Service	Belvedere	-1,386.20
			Inv #2020-6921, M.P. Maint, Parts & Srvc - 1/2HP Motor, Pressure Guage, etc., ...	7022 · Plant Maint. Parts & Service	Tiburon	-2,369.43
TOTAL						-3,755.63
02/09/21	8049	Glosage Engineering, Inc.	P&L, January 2021	JP Morgan Chase - Primary 7399		
			P&L, Lateral Connxn at 2310 Mar East, Tiburon - January 2021	7011 · Pumps & Lines Maintenance	Tiburon	-8,850.00
TOTAL						-8,850.00
02/09/21	8050	Goodman Building Supply Co.	Acct #20070, BP&L, December 2020	JP Morgan Chase - Primary 7399		
			Inv #815993, M.P. Janitorial - keys, 1.5.2021	7023 · Janitorial Supplies & Service	Belvedere	-9.15
			Inv #815993, M.P. Janitorial - keys, 1.5.2021	7023 · Janitorial Supplies & Service	Tiburon	-15.64
TOTAL						-24.79
02/09/21	8051	Grainger	Acct #810128785, P.C. Parts & Service, December 2020	JP Morgan Chase - Primary 7399		
			Inv #810128785, Parts & Service @ P.C., Utility Pump, December 2020	7041 · Paradise Parts & Service	Tiburon:Paradise Cove	-336.98
TOTAL						-336.98
02/09/21	8052	HDR Engineering, Inc.	Consulting, MCSD5 ClIxn Sys Mstr Plan, November 2020, January 2021	JP Morgan Chase - Primary 7399		
			Inv #1200308693 & Inv #1200322484, HDR Collection System Master Plan, Nov...	6017 · Consulting Fees	Belvedere	-25,731.46
			Inv #1200308693 & Inv #1200322484, HDR Collection System Master Plan, Nov...	6017 · Consulting Fees	Tiburon:Paradise Cove	-1,853.81
			Inv #1200308693 & Inv #1200322484, HDR Collection System Master Plan, Nov...	6017 · Consulting Fees	Tiburon	-43,990.43
TOTAL						-71,575.70
02/09/21	8053	Jackson's Hardware, Inc.	Acct #7601, BPS#2, 6" Waterproof Workboot, January 2021	JP Morgan Chase - Primary 7399		
			Inv #430483, 6" Waterproof Workboot, January 2021	7011 · Pumps & Lines Maintenance	Belvedere	-43.10
			Inv #430483, 6" Waterproof Workboot, January 2021	7011 · Pumps & Lines Maintenance	Tiburon:Paradise Cove	-3.11
			Inv #430483, 6" Waterproof Workboot, January 2021	7011 · Pumps & Lines Maintenance	Tiburon	-73.68
TOTAL						-119.89
02/09/21	8054	JM Integration, LLC	M.P. Parts & Service, January 2021	JP Morgan Chase - Primary 7399		
			Inv #210444, M.P. Parts & Service Hypo tank repair, January 2021	7041 · Paradise Parts & Service	Belvedere	-602.98
			Inv #210444, M.P. Parts & Service Hypo tank repair, January 2021	7041 · Paradise Parts & Service	Tiburon	-1,030.66
TOTAL						-1,633.64
02/09/21	8055	Larry Walker Associates, Inc.	Tech Support for M.P. NPDES Reg. Assistance, November & December 2020	JP Morgan Chase - Primary 7399		
			Inv #00113.10-15 & Inv #00113.10-16, Regulatory Assistance, thru November & ...	7061 · Main Plant NPDES Renewal	Belvedere	-327.21
			Inv #00113.10-15 & Inv #00113.10-16, Regulatory Assistance, thru November & ...	7061 · Main Plant NPDES Renewal	Tiburon	-559.29
TOTAL						-886.50
02/09/21	8056	Lystek Int'l, LTD	Biosolids Transport, January 2021	JP Morgan Chase - Primary 7399		
			Inv #153-362, Biosolids Transport to Lystek Facility, January 2021	7029 · Main Plant Sludge Disposal	Belvedere	-274.83
			Inv #153-362, Biosolids Transport to Lystek Facility, January 2021	7029 · Main Plant Sludge Disposal	Tiburon	-469.77

Sanitary Distr. No.5 of Marin Co.

Warrant List Detail

January 8 through February 9, 2021

02/04/21

Date	Num	Name	Memo	Account	Class	Paid Amount
TOTAL						-744.60
02/09/21	8057	Maltby Electric Supply Co., Inc.	Cust No.15953, BPS P&L, January 2021	JP Morgan Chase - Primary 7399		
			BPS#2 P&L, Inv #S1934814.001, January 2021	7027 · Electrical & Instrument	Belvedere	-38.08
			BPS#2 P&L, Inv #S1934814.001, January 2021	7027 · Electrical & Instrument	Tiburon	-65.10
TOTAL						-103.18
02/09/21	8058	NSI Lab Solutions, Inc.	Cust#21528, Lab Chemicals, December 2020	JP Morgan Chase - Primary 7399		
			Inv #386795, Lab Chemicals, 6 cases @ 24 Ampules Chlorine Conc, 1.00 mg/L, ...	7025 · Lab Supplies & Chemicals	Belvedere	-188.61
			Inv #386795, Lab Chemicals, 6 cases @ 24 Ampules Chlorine Conc, 1.00 mg/L, ...	7025 · Lab Supplies & Chemicals	Tiburon	-322.39
TOTAL						-511.00
02/09/21	8059	Nute Engineering Corp.	Consulting & Engr. Svcs., December 2020	JP Morgan Chase - Primary 7399		
			Inv #21304, Cove Rd Force Main Project - Belv, December 2020 (20%)	6017 · Consulting Fees	Belvedere	-2,944.65
			Inv #21304, Cove Rd Force Main Project - Tib, December 2020 (80%)	6017 · Consulting Fees	Tiburon	-11,778.60
TOTAL						-14,723.25
02/09/21	8060	PACE Supply Corp.	M.P. Maint. Supplies, January 2021	JP Morgan Chase - Primary 7399		
			Inv #046603074, Inv #046603074-1, Inv #046606921, M.P. Maintenance Supplie...	7021 · Plant Maintenance Supplies	Belvedere	-325.73
			Inv #046603074, Inv #046603074-1, Inv #046606921, M.P. Maintenance Supplie...	7021 · Plant Maintenance Supplies	Tiburon	-556.78
TOTAL						-882.51
02/09/21	8061	Pacific Water Resources	M.P. Supplies, December 2021	JP Morgan Chase - Primary 7399		
			Inv #21102, M.P. Supplies, Flowserve Mechanical Seal, December 2020	7022 · Plant Maint. Parts & Service	Belvedere	-221.46
			Inv #21102, M.P. Supplies, Flowserve Mechanical Seal, December 2020	7022 · Plant Maint. Parts & Service	Tiburon:Paradise Cove	-378.54
TOTAL						-600.00
02/09/21	8062	Peterson	Cust #:5656305, P.C. P&L, January 2021	JP Morgan Chase - Primary 7399		
			Inv #SW270052423, Maintenance at P.C. P&L, January 2021	7011 · Pumps & Lines Maintenance	Tiburon:Paradise Cove	-1,219.37
TOTAL						-1,219.37
02/09/21	8063	Roy's Sewer Service, Inc.	P&L, December 2020 - January 2021	JP Morgan Chase - Primary 7399		
			Inv #210880, Cleared line at 12 SPring Rd., as directed, 12.9.2020	7011 · Pumps & Lines Maintenance	Tiburon	-1,110.00
			Inv #211004, Cleared line at 101 Roundhill Rd., as directed, 1.12.2021	7011 · Pumps & Lines Maintenance	Tiburon	-199.00
			Inv #211127, Cleared line at 54 Alcatraz Ave., as directed, 12.27.2020	7011 · Pumps & Lines Maintenance	Belvedere	-700.00
			Inv #211205, Clear line at 1819 Straights View, as directed, 1.8.2021	7011 · Pumps & Lines Maintenance	Tiburon	-525.00
			Inv #210916, Cleared slow 2" floor drain at M.P., as directed, 1.4.2021	7011 · Pumps & Lines Maintenance	Belvedere	-102.43
			Inv #210916, Cleared slow 2" floor drain at M.P., as directed, 1.4.2021	7011 · Pumps & Lines Maintenance	Tiburon	-175.07
TOTAL						-2,811.50
02/09/21	8064	SASM	Bioassay Testing, Oct-Dec, 2020	JP Morgan Chase - Primary 7399		
			Inv #3253, Bioassay testing service, Oct-Dec, 2020 (Oct & Dec tests failed - N/C ...	7051 · Main Plant Lab Monitoring	Belvedere	-221.46
			Inv #3253, Bioassay testing service, Oct-Dec, 2020 (Oct & Dec tests failed - N/C ...	7051 · Main Plant Lab Monitoring	Tiburon	-378.54
TOTAL						-600.00
02/09/21	8065	Solenis, LLC	Pyr #: 441488, M.P. Chemicals, January 2021	JP Morgan Chase - Primary 7399		
			Inv #131747304, M.P. Maint, Chemicals - Praestol for Screwpress & Rotary Dru...	7024 · Main Plant Chemicals	Belvedere	-1,577.04

Sanitary Distr. No.5 of Marin Co.

Warrant List Detail

January 8 through February 9, 2021

02/04/21

Date	Num	Name	Memo	Account	Class	Paid Amount
			Inv #131747304, M.P. Maint, Chemicals - Praestol for Screwpress & Rotary Dru...	7024 · Main Plant Chemicals	Tiburon	-2,695.63
TOTAL						-4,272.67
02/09/21	8066	TESCO Controls, Inc.	Cust #TIBU, M.P. Service, January 2021	JP Morgan Chase - Primary 7399		
			Inv #0072578-IN, M.P, Pumps #1 & #2, January 2021	7011 · Pumps & Lines Maintenance	Belvedere	-564.05
			Inv #0072578-IN, M.P, Pumps #1 & #2, January 2021	7011 · Pumps & Lines Maintenance	Tiburon	-964.12
TOTAL						-1,528.17
02/09/21	8067	U.S. Bank	Acct#:4246-0441-0158-3635, December 2020 - January 2021	JP Morgan Chase - Primary 7399		
			#0822:/9545: SD5 chekcs, 1099 & W2 forms, supplies & support, 1.21.2021, 1.1...	6008 · Audit & Accounting	Belvedere	-366.70
			#0822:/9545: SD5 chekcs, 1099 & W2 forms, supplies & support, 1.21.2021, 1.1...	6008 · Audit & Accounting	Tiburon:Paradise Cove	-26.42
			#0822:/9545: SD5 chekcs, 1099 & W2 forms, supplies & support, 1.21.2021, 1.1...	6008 · Audit & Accounting	Tiburon	-626.91
			#0822:/9545: Fastrak & Zoom, 12.24.2020, 1.2.2021	6025 · Dues & Subscriptions	Belvedere	-28.76
			#0822:/9545: Fastrak & Zoom, 12.24.2020, 1.2.2021	6025 · Dues & Subscriptions	Tiburon:Paradise Cove	-2.07
			#0822:/9545: Fastrak & Zoom, 12.24.2020, 1.2.2021	6025 · Dues & Subscriptions	Tiburon	-49.16
			#0822:/9545: Amazon: Office Supplies (calendars, binders, etc.), 12.22.2020, 12....	6047 · Office Supplies	Belvedere	-101.94
			#0822:/9545: Amazon: Office Supplies (calendars, binders, etc.), 12.22.2020, 12....	6047 · Office Supplies	Tiburon:Paradise Cove	-7.34
			#0822:/9545: Amazon: Office Supplies (calendars, binders, etc.), 12.22.2020, 12....	6047 · Office Supplies	Tiburon	-174.28
			#0822:/9545: Stamps, 12.24.2020	6056 · Postage	Belvedere	-10.12
			#0822:/9545: Stamps, 12.24.2020	6056 · Postage	Tiburon:Paradise Cove	-0.73
			#0822:/9545: Stamps, 12.24.2020	6056 · Postage	Tiburon	-17.30
			#0822:/9545:M.P. Supplies, Harbor Freight & Amazon, 12.28.2020, 1.9.2021	7021 · Plant Maintenance Supplies	Belvedere	-35.05
			#0822:/9545:M.P. Supplies, Harbor Freight & Amazon, 12.28.2020, 1.9.2021	7021 · Plant Maintenance Supplies	Tiburon	-59.91
			#0822:/9545: Anitbiotic Kleenex, 1.6.2020	7023 · Janitorial Supplies & Service	Belvedere	-20.36
			#0822:/9545: Anitbiotic Kleenex, 1.6.2020	7023 · Janitorial Supplies & Service	Tiburon	-34.79
			#0822:/9545: Napa Auto Parts + Federal Signal Safety, 12.6.2020, 12.30.2020	7072 · Truck Maintenance	Belvedere	-143.46
			#0822:/9545: Napa Auto Parts + Federal Signal Safety, 12.6.2020, 12.30.2020	7072 · Truck Maintenance	Tiburon:Paradise Cove	-10.34
			#0822:/9545: Napa Auto Parts + Federal Signal Safety, 12.6.2020, 12.30.2020	7072 · Truck Maintenance	Tiburon	-245.25
			#0822:/9545: Auto lights & safety equipment, flooding prevention, EE Rights post...	8515 · Safety	Belvedere	-1,298.07
			#0822:/9545: Auto lights & safety equipment, flooding prevention, EE Rights post...	8515 · Safety	Tiburon:Paradise Cove	-93.52
			#0822:/9545: Auto lights & safety equipment, flooding prevention, EE Rights post...	8515 · Safety	Tiburon	-2,219.17
TOTAL						-5,571.65
02/09/21	8068	Univar	Cust ID #STDT001, Chemicals, January, 2021	JP Morgan Chase - Primary 7399		
			Inv #48942373, Sodium Hypochlorite 12.5% (\$0.7001/Gal), January, 2021	7024 · Main Plant Chemicals	Belvedere	-653.91
			Inv #48942373, Sodium Hypochlorite 12.5% (\$0.7001/Gal), January, 2021	7042 · Paradise Supplies & Chemicals	Tiburon:Paradise Cove	-47.11
			Inv #48942373, Sodium Hypochlorite 12.5% (\$0.7001/Gal), January, 2021	7024 · Main Plant Chemicals	Tiburon	-1,117.93
			Inv #48918256, Sodium Bisulfite 25% (\$1.1630/Gal), January, 2021	7024 · Main Plant Chemicals	Belvedere	-1,827.72
			Inv #48918256, Sodium Bisulfite 25% (\$1.1630/Gal), January, 2021	7042 · Paradise Supplies & Chemicals	Tiburon:Paradise Cove	-131.68
			Inv #48918256, Sodium Bisulfite 25% (\$1.1630/Gal), January, 2021	7024 · Main Plant Chemicals	Tiburon	-3,124.65
TOTAL						-6,903.00
02/09/21	8069	USA BlueBook	Cust #933682, Safety/PPE Supplies, January 2021	JP Morgan Chase - Primary 7399		
			Inv #463756, Safety/PPE/COVID Supplies (ordered in June, 2020) - received Jan...	8515 · Safety	Belvedere	-125.37
			Inv #463756, Safety/PPE/COVID Supplies (ordered in June, 2020) - received Jan...	8515 · Safety	Tiburon	-214.29
			Inv #479581, Safety/PPE/COVID Supplies (ordered in June, 2020) - received Jan...	8515 · Safety	Belvedere	-160.05
			Inv #479581, Safety/PPE/COVID Supplies (ordered in June, 2020) - received Jan...	8515 · Safety	Tiburon	-273.58
TOTAL						-773.29
02/09/21	8070	Water Components & Building Sup...	Acct #454, M.P. Maint. Supplies, January 2021	JP Morgan Chase - Primary 7399		
			Inv #30547299, M.P. Supplies, January 2021	7021 · Plant Maintenance Supplies	Belvedere	-129.64
			Inv #30547299, M.P. Supplies, January 2021	7041 · Paradise Parts & Service	Tiburon:Paradise Cove	-221.60
			Inv #30546421, P.C. Parts & Service, January 2021	7041 · Paradise Parts & Service	Tiburon:Paradise Cove	-116.91
			Inv #30546509, M.P. Supplies, January, 2021	7021 · Plant Maintenance Supplies	Belvedere	-17.51
			Inv #30546509, M.P. Supplies, January, 2021	7021 · Plant Maintenance Supplies	Tiburon	-29.92

Sanitary Distr. No.5 of Marin Co.

Warrant List Detail

January 8 through February 9, 2021

02/04/21

Date	Num	Name	Memo	Account	Class	Paid Amount
TOTAL						-515.58
02/09/21	8071	Wintersun Chemical	M.P. Chemicals, January 2021	JP Morgan Chase - Primary 7399		
			Inv #2008547-04 M.P. Odor Control - Ferrous Chloride Solution, January 2021	7024 · Main Plant Chemicals	Belvedere	-862.32
			Inv #2008547-04 M.P. Odor Control - Ferrous Chloride Solution, January 2021	7024 · Main Plant Chemicals	Tiburon	-1,473.95
TOTAL						-2,336.27
02/09/21	8072	WorkSmart Automation, Inc.	SD5 Comm System Maintenance, Nov 2020 - Jan 2021	JP Morgan Chase - Primary 7399		
			Inv #5039, SCADA Upgrade: Install, set-up, configure + test new SCADA server...	8510 · Data/Alarms/IT Supp & Licensing	Belvedere	-2,246.88
			Inv #5039, SCADA Upgrade: Install, set-up, configure + test new SCADA server...	8510 · Data/Alarms/IT Supp & Licensing	Tiburon:Paradise Cove	-161.88
			Inv #5039, SCADA Upgrade: Install, set-up, configure + test new SCADA server...	8510 · Data/Alarms/IT Supp & Licensing	Tiburon	-3,841.25
			Inv #5072 + #5073, SCADA Upgrade: Backup License + supporting software + K...	8510 · Data/Alarms/IT Supp & Licensing	Belvedere	-4,622.12
			Inv #5072 + #5073, SCADA Upgrade: Backup License + supporting software + K...	8510 · Data/Alarms/IT Supp & Licensing	Tiburon:Paradise Cove	-333.00
			Inv #5072 + #5073, SCADA Upgrade: Backup License + supporting software + K...	8510 · Data/Alarms/IT Supp & Licensing	Tiburon	-7,901.96
TOTAL						-19,107.09
02/09/21	8073	Alvarez, Joel	Reimb. for PPE/Safetywear, January 2021	JP Morgan Chase - Primary 7399		
			Reimb. re Rain Gear, 1.26.2021	8520 · Personal Protection/Safety Wear	Belvedere	-27.24
			Reimb. re Rain Gear, 1.26.2021	8520 · Personal Protection/Safety Wear	Tiburon:Paradise Cove	-1.96
			Reimb. re Rain Gear, 1.26.2021	8520 · Personal Protection/Safety Wear	Tiburon	-46.57
			Reimb. re Safety Gear, 1.26.2021	8515 · Safety	Belvedere	-27.24
			Reimb. re Safety Gear, 1.26.2021	8515 · Safety	Tiburon:Paradise Cove	-1.96
			Reimb. re Safety Gear, 1.26.2021	8515 · Safety	Tiburon	-46.57
TOTAL						-151.54
02/09/21	8074	Bilsborough, Chad	Reimb. for Cert (G2) Fees Fees, January 2021	JP Morgan Chase - Primary 7399		
			Reimb. re SWRCB Ops Cert (G2) Fee, 1.15.2021	6020 · Continuing Education	Belvedere	-61.12
			Reimb. re SWRCB Ops Cert (G2) Fee, 1.15.2021	6020 · Continuing Education	Tiburon:Paradise Cove	-4.40
			Reimb. re SWRCB Ops Cert (G2) Fee, 1.15.2021	6020 · Continuing Education	Tiburon	-104.48
TOTAL						-170.00
02/09/21	8075	Driscoll, Stephen	Reimb. CWEA Cert Renewal Reimb. + S/B Mileage reimb., Oct - Dec., 2020	JP Morgan Chase - Primary 7399		
			CWEA Cert Renewal for Ops (G3) Certificate, 1.20.2021	6025 · Dues & Subscriptions	Belvedere	-53.93
			CWEA Cert Renewal for Ops (G3) Certificate, 1.20.2021	6025 · Dues & Subscriptions	Tiburon:Paradise Cove	-3.89
			CWEA Cert Renewal for Ops (G3) Certificate, 1.20.2021	6025 · Dues & Subscriptions	Tiburon	-92.18
			Mileage Reimb. for M.P. Standby, M.P. (B)	6018.2 · Standby Mileage Expense Reimb	Belvedere	-34.47
			Mileage Reimb. for M.P. Standby, M.P. (T)	6018.2 · Standby Mileage Expense Reimb	Tiburon	-58.91
			Mileage Reimb. for M.P. Standby - SASM	6018.2 · Standby Mileage Expense Reimb	Belvedere	-17.23
			Mileage Reimb. for M.P. Standby - SASM	6018.2 · Standby Mileage Expense Reimb	Tiburon	-29.46
TOTAL						-290.07
02/09/21	8076	La Torre, Daniel P.	Standby Mileage Reimb, Oct - Dec, 2020	JP Morgan Chase - Primary 7399		
			Standby Mileage Reimb. for Belvedere P&L, Oct - Dec, 2020	6018.2 · Standby Mileage Expense Reimb	Belvedere	-448.50
			Standby Mileage Reimb. for Tiburon P&L, Oct - Dec, 2020	6018.2 · Standby Mileage Expense Reimb	Tiburon	-34.50
TOTAL						-483.00
02/09/21	8077	Rosser, John	Rain/Safety PPE, thru Jan 2021 + S/B Mi. Reimb., thru Oct 2020	JP Morgan Chase - Primary 7399		
			Belv P&L, Standby Mi. Reimb., thru Oct 2020	6018.2 · Standby Mileage Expense Reimb	Belvedere	-100.72
			Tib P&L, Standby Mi. Reimb., thru Oct 2020	6018.2 · Standby Mileage Expense Reimb	Tiburon	-50.36
			Reimb. re Rain Gear, 1.26.2021	8520 · Personal Protection/Safety Wear	Belvedere	-54.48
			Reimb. re Rain Gear, 1.26.2021	8520 · Personal Protection/Safety Wear	Tiburon:Paradise Cove	-3.92
			Reimb. re Rain Gear, 1.26.2021	8520 · Personal Protection/Safety Wear	Tiburon	-93.14

Sanitary Distr. No.5 of Marin Co.

Warrant List Detail

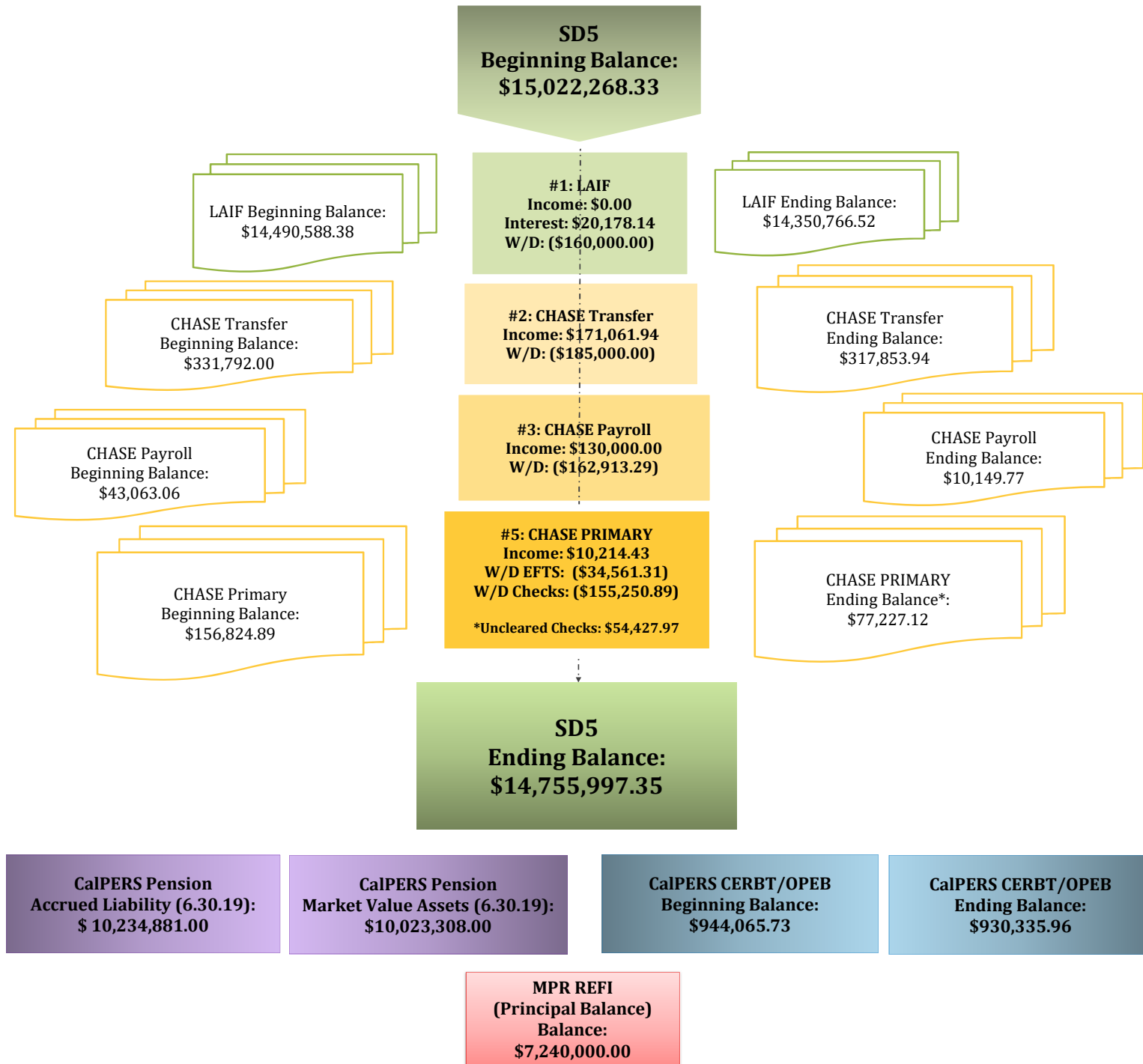
January 8 through February 9, 2021

02/04/21

Date	Num	Name	Memo	Account	Class	Paid Amount
			Reimb. re Safety Gear, 1.26.2021	8515 · Safety	Belvedere	-54.48
			Reimb. re Safety Gear, 1.26.2021	8515 · Safety	Tiburon:Paradise Cove	-3.92
			Reimb. re Safety Gear, 1.26.2021	8515 · Safety	Tiburon	-93.13
TOTAL						-454.15
02/09/21	8078	Swett, Drake	Reimb. for S/B Mileage, Sept-Oct, 2020	JP Morgan Chase - Primary 7399		
			Reimb. for S/B Mileage, Belvedere, thru 10.5.2020	6018.2 · Standby Mileage Expense Reimb	Belvedere	-105.80
			Reimb. for S/B Mileage, Belvedere, thru 1.19.2021	6018.2 · Standby Mileage Expense Reimb	Tiburon	-52.90
TOTAL						-158.70
02/09/21	8079	Triola, Joseph	Reimb. for Standby Mi., SD5 supplies, December 2020 - January 2021	JP Morgan Chase - Primary 7399		
			Belv. Standby Mi.Reimb., thru 12.27.2020	6018.2 · Standby Mileage Expense Reimb	Belvedere	-108.10
			Tib. Standby Mi.Reimb., thru 12.27.2020	6018.2 · Standby Mileage Expense Reimb	Tiburon	-54.05
			Reimb. re P&L, TPS #5	7010 · Pumps & Lines Maintenance	Tiburon	-16.92
			Reimb. re TPS#5 Load Bank, Load Bank, 1.29.2021	7027 · Electrical & Instrument	Belvedere	-6.24
			Reimb. re TPS#5 Load Bank, Load Bank + Maintenance Truck Supplies, 1.29.2021	7027 · Electrical & Instrument	Tiburon	-10.67
			Reimb. re TPS#5 Load Bank, Load Bank + Maintenance Truck Supplies, 1.29.2021	7021 · Plant Maintenance Supplies	Belvedere	-6.24
			Reimb. re TPS#5 Load Bank, Load Bank + Maintenance Truck Supplies, 1.29.2021	7021 · Plant Maintenance Supplies	Tiburon	-10.67
			Reimb. re Maintenance Truck Supplies, 1.29.2021	7070 · Truck Maintenance	Belvedere	-11.08
			Reimb. re Maintenance Truck Supplies, 1.29.2021	7070 · Truck Maintenance	Tiburon:Paradise Cove	-0.80
			Reimb. re Maintenance Truck Supplies, 1.29.2021	7070 · Truck Maintenance	Tiburon	-18.93
TOTAL						-243.70

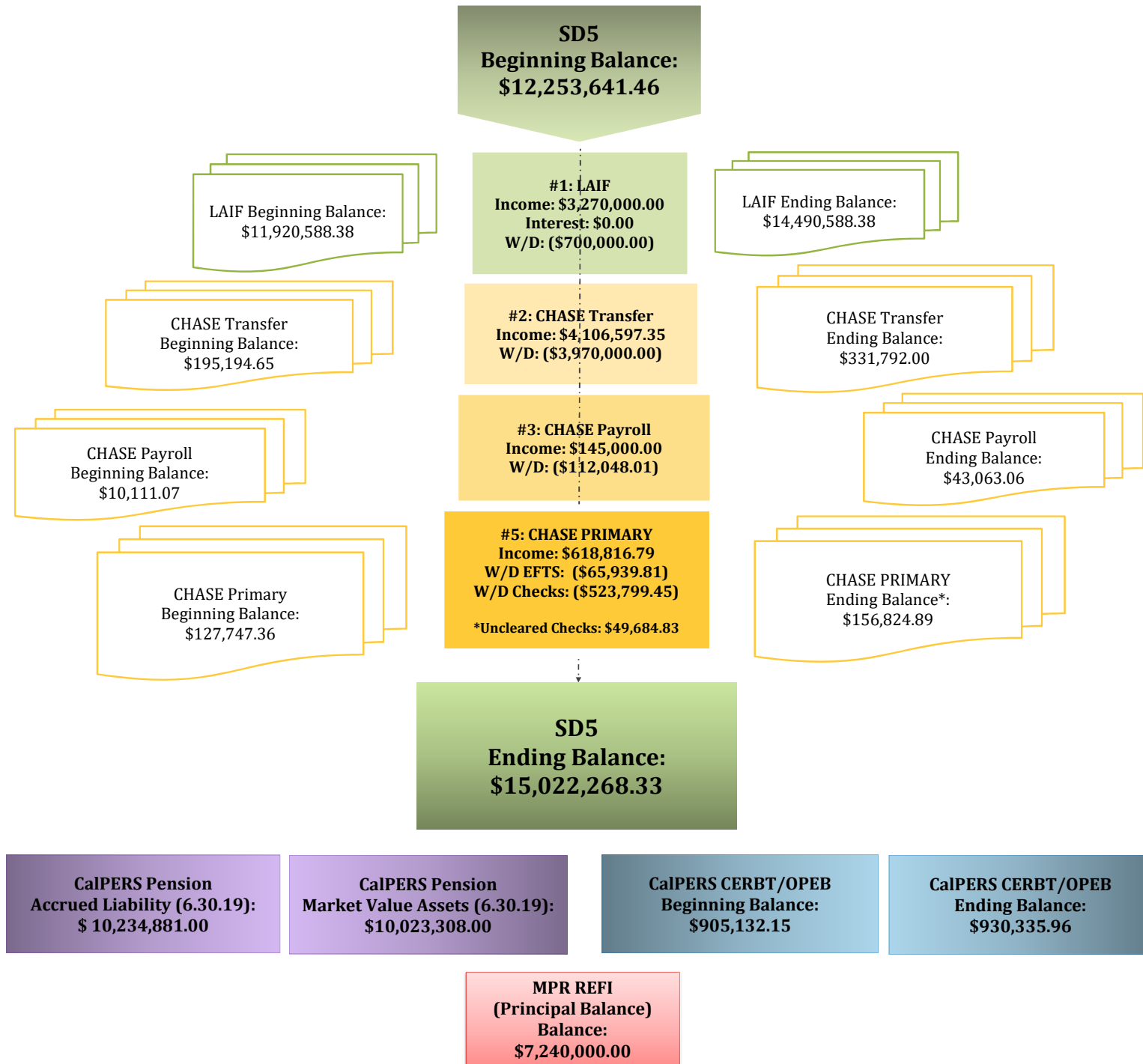
CASH FLOW CHART

SANITARY DISTRICT NO. 5 OF MARIN COUNTY: JANUARY 2021



CASH FLOW CHART

SANITARY DISTRICT NO. 5 OF MARIN COUNTY: December 2020



JAN 12, 2021

SANITARY DISTRICT NO 5 - 0400-2116
PO BOX 227
BELVEDERE TIBURON, CA 94920

CHECK DATE : 01/15/2021 WEEK 3
PERIOD BEGIN : 01/01/2021
PERIOD END : 01/15/2021

Dear Paychex Preview Client,

Enclosed are your payroll reports and checks. Please verify that all information is accurate and correct. If there are any questions or concerns, please contact us immediately.

If you have tax deposits due, ensure the deposits are initiated at least one banking day prior to the due date to avoid penalties. We will assume that these deposits were made on the due dates and they will be reflected on your returns accordingly.

This is a summary of your payroll transactions of the check date of 01/15/2021. It does not reflect miscellaneous administrative charges. Please refer to your Paychex Human Resource Services invoice(s) for any additional cash required for this check date.

PAYROLL TOTALS

DIRECT DEPOSIT DEBITED FROM YOUR ACCOUNT	35442.52		
READYCHEX DEBITED FROM YOUR ACCOUNT	0.00	NUMBER OF PAYROLL CHECKS	15
TOTAL NET PAYROLL	35442.52		
BILLING PAYMENT	387.50 ✓	Withdrawal made by PAYCHEX INC. on above check date.	
AMOUNT DEBITED FROM TAX ACCOUNT	21280.46 ✓		
TOTAL TAX LIABILITY DUE BY CLIENT	0.00		
TOTAL TAX LIABILITY	22538.76 ✓	NUMBER OF CHECKS PRINTED	15
ADJUSTMENTS TO TAX LIABILITY			
FFCRA CREDIT APPLIED			
FEDERAL WITHHOLDING	-1258.30 ✓		
EE/ER MEDICARE	-0.00		
EE/ER OASDI	-0.00		
TOTAL ADJUSTMENTS	-1258.30 ✓		
TOTAL NET PAYROLL, TAX LIABILITY, AND SERVICES	56722.98		
TOTAL COST OF PAYROLL	57110.48 ①	NUMBER OF MANUAL/VOID TRANSACTIONS	0

Important: If you filed Form 7200, Advance Payment of Employer Credits Due to COVID-19, please notify your Paychex representative so that credits are accurately reported on Form 941.

JAN 26, 2021

SANITARY DISTRICT NO 5 - 0400-2116
PO BOX 227
BELVEDERE TIBURON, CA 94920

CHECK DATE : 01/29/2021 WEEK 5
PERIOD BEGIN : 01/16/2021
PERIOD END : 01/31/2021

02
12

Dear Paychex Preview Client,

Enclosed are your payroll reports and checks. Please verify that all information is accurate and correct. If there are any questions or concerns, please contact us immediately.

If you have tax deposits due, ensure the deposits are initiated at least one banking day prior to the due date to avoid penalties. We will assume that these deposits were made on the due dates and they will be reflected on your returns accordingly.

This is a summary of your payroll transactions of the check date of 01/29/2021. It does not reflect miscellaneous administrative charges. Please refer to your Paychex Human Resource Services invoice(s) for any additional cash required for this check date.

PAYROLL TOTALS

DIRECT DEPOSIT DEBITED FROM YOUR ACCOUNT	40350.65		
READYCHEX DEBITED FROM YOUR ACCOUNT	0.00	NUMBER OF PAYROLL CHECKS	17
TOTAL NET PAYROLL	40350.65		
BILLING PAYMENT	452.90 ✓	Withdrawal made by PAYCHEX INC. on above check date.	
AMOUNT DEBITED FROM TAX ACCOUNT	22701.96		
TOTAL TAX LIABILITY DUE BY CLIENT	0.00		
TOTAL TAX LIABILITY	23645.69 ✓	NUMBER OF CHECKS PRINTED	17
ADJUSTMENTS TO TAX LIABILITY			
FFCRA CREDIT APPLIED			
FEDERAL WITHHOLDING	-943.73		
EE/ER MEDICARE	-0.00		
EE/ER OASDI	-0.00		
TOTAL ADJUSTMENTS	-943.73 ✓		
TOTAL NET PAYROLL, TAX LIABILITY, AND SERVICES	63052.61		
TOTAL COST OF PAYROLL	63505.51	NUMBER OF MANUAL/VOID TRANSACTIONS	0

Important: If you filed Form 7200, Advance Payment of Employer Credits Due to COVID-19, please notify your Paychex representative so that credits are accurately reported on Form 941.

**Sanitary Distr. No.5 of Marin Co.
Comparative Balance Sheet
As of January 31, 2021**

	<u>Jan 31, 21</u>	<u>Dec 31, 20</u>	<u>\$ Change</u>
ASSETS			
Current Assets			
Checking/Savings			
Local Agency Investment Fund			
Belvedere			
Belvedere Operating	3,352,408.12	3,425,939.22	-73,531.10
Belvedere Operating Reserve	516,923.05	516,923.05	0.00
Belvedere Capital & CIP Reserve	1,816,226.34	1,854,182.26	-37,955.92
Belvedere PERS Retirement Trust	366,215.00	366,215.00	0.00
Belvedere Disaster Recovery Fnd	356,250.00	356,250.00	0.00
Total Belvedere	<u>6,408,022.51</u>	<u>6,519,509.53</u>	<u>-111,487.02</u>
Tiburon			
Tiburon Operating	1,913,243.21	1,952,301.15	-39,057.94
Tiburon Operating Reserve	683,930.00	683,930.00	0.00
Tiburon Capital & CIP Reserve	3,688,080.80	3,677,357.70	10,723.10
Tiburon PERS Retirement Trust	661,740.00	661,740.00	0.00
Tiburon Disaster Recovery Fund	643,750.00	643,750.00	0.00
Total Tiburon	<u>7,590,744.01</u>	<u>7,619,078.85</u>	<u>-28,334.84</u>
Local Agency Investment Fund - Other	<u>352,000.00</u>	<u>352,000.00</u>	<u>0.00</u>
Total Local Agency Investment Fund	<u>14,350,766.52</u>	<u>14,490,588.38</u>	<u>-139,821.86</u>
JP Morgan Chase - Primary 7399	19,799.15	128,760.98	-108,961.83
JP Morgan Chase - Payroll 7506	10,149.77	7,534.36	2,615.41
JP Morgan Chase - Transfer 7522	317,853.94	331,792.00	-13,938.06
Total Checking/Savings	<u>14,698,569.38</u>	<u>14,958,675.72</u>	<u>-260,106.34</u>
Accounts Receivable			
Accounts Receivable	18,595.43	975.00	17,620.43
Total Accounts Receivable	<u>18,595.43</u>	<u>975.00</u>	<u>17,620.43</u>
Other Current Assets			
Petty Cash	881.92	881.92	0.00
Total Other Current Assets	<u>881.92</u>	<u>881.92</u>	<u>0.00</u>
Total Current Assets	<u>14,718,046.73</u>	<u>14,960,532.64</u>	<u>-242,485.91</u>
Fixed Assets	19,228,004.19	19,228,004.19	0.00
Other Assets			
Debt Issuance Cost	93,188.00	93,188.00	0.00
Total Other Assets	<u>93,188.00</u>	<u>93,188.00</u>	<u>0.00</u>
TOTAL ASSETS	<u>34,039,238.92</u>	<u>34,281,724.83</u>	<u>-242,485.91</u>
LIABILITIES & EQUITY	34,039,238.92	34,281,724.83	-242,485.91

Sanitary Distr. No.5 of Marin Co. Annual Budget vs Actual Expenses July 2020 through January 2021

	Jul '20 - Jan 21	Budget	\$ Over Budget	% of Bu...
Ordinary Income/Expense				
Income				
5000 · Property Taxes				
5001.2 · TEETER	479,514.16	700,000.00	-220,485.84	68.5%
5002 · UNSEC	16,276.23	13,000.00	3,276.23	125.2%
5003 · PUNS / PRIOR UNSECURED	493.50	0.00	493.50	100.0%
5004 · REDEMPTION / RDMPT	461.84	500.00	-38.16	92.4%
5006 · SPLU	332.41	100.00	232.41	332.4%
5041 · SUPSEC	7,158.65	15,000.00	-7,841.35	47.7%
5043 · SECU	86.54	0.00	86.54	100.0%
5046 · Excess ERAF	228,132.83	250,000.00	-21,867.17	91.3%
5280 · HOPTR	1,844.73	3,333.00	-1,488.27	55.3%
5483 · Other tax	3,691.39			
Total 5000 · Property Taxes	737,992.28	981,933.00	-243,940.72	75.2%
5007 · Sewer Service Charge				
5007.1 · Sewer Service - Tiburon Ops	1,358,301.61	2,523,700.00	-1,165,398.39	53.8%
5007.5 · Sewer Service - Tiburon Cap	65,285.72	121,313.00	-56,027.28	53.8%
5007.2 · Sewer Service-Belv Ops	775,841.78	1,400,843.00	-625,001.22	55.4%
5007.3 · Sewer Service-Belv Cap	506,541.33	914,600.00	-408,058.67	55.4%
5007.4 · Other User Fees	0.00	24,826.00	-24,826.00	0.0%
Total 5007 · Sewer Service Charge	2,705,970.44	4,985,282.00	-2,279,311.56	54.3%
5201 · Interest				
5201.1 · Interest County of Marin	136.53			
5201.2 · Interest LAIF	51,298.07	156,402.00	-105,103.93	32.8%
Total 5201 · Interest	51,434.60	156,402.00	-104,967.40	32.9%
5900.3 · Connection Fees				
5900.30 · Connection Permit Fees	4,575.00	11,062.00	-6,487.00	41.4%
5900.31 · Collection	55,836.50	100,000.00	-44,163.50	55.8%
5900.34 · Treatment	53,164.50	100,000.00	-46,835.50	53.2%
Total 5900.3 · Connection Fees	113,576.00	211,062.00	-97,486.00	53.8%
5900.4 · Inspection Permit Fees	10,547.00	11,062.00	-515.00	95.3%
5900.5 · SASM Expense Reimb.	35,240.86	101,680.00	-66,439.14	34.7%
5900.9 · Other Income	0.00	100.00	-100.00	0.0%
5900.10 · Paradise Sewer Line Ext. Fees	0.00	13,806.00	-13,806.00	0.0%
Total Income	3,654,761.18	6,461,327.00	-2,806,565.82	56.6%
Gross Profit	3,654,761.18	6,461,327.00	-2,806,565.82	56.6%
Expense				
6000 · Administrative Expenses				
6001 · Advertising	0.00	1,000.00	-1,000.00	0.0%
6008 · Audit & Accounting	25,650.00	35,000.00	-9,350.00	73.3%
6017 · Consulting Fees	178,845.89	200,000.00	-21,154.11	89.4%
6018 · Travel & Meetings				
6018.1 · Meetings & Travel	1,903.11	7,000.00	-5,096.89	27.2%
6018.2 · Standby Mileage Expense Reimb	4,248.33	8,000.00	-3,751.67	53.1%
Total 6018 · Travel & Meetings	6,151.44	15,000.00	-8,848.56	41.0%
6020 · Continuing Education	2,831.78	10,000.00	-7,168.22	28.3%
6021 · County Fees	10,358.00	16,500.00	-6,142.00	62.8%
6024 · Director Fees	2,700.00	9,000.00	-6,300.00	30.0%
6025 · Dues & Subscriptions	24,025.79	34,000.00	-9,974.21	70.7%
6026 · Elections	0.00	9,000.00	-9,000.00	0.0%
6033 · Insurance Property & Liability				
6033.1 · PLP Public Entity Phys Damage	25,857.00	23,301.00	2,556.00	111.0%
6033.2 · General Liability	18,326.00	43,291.00	-24,965.00	42.3%
6033.3 · Physical Property Damage - Auto	3,716.00	1,435.00	2,281.00	259.0%
Total 6033 · Insurance Property & Liability	47,899.00	68,027.00	-20,128.00	70.4%

Sanitary Distr. No.5 of Marin Co. Annual Budget vs Actual Expenses July 2020 through January 2021

	Jul '20 - Jan 21	Budget	\$ Over Budget	% of Bu...
6039 · Legal	11,106.00	50,000.00	-38,894.00	22.2%
6047 · Office Supplies	6,691.97	13,000.00	-6,308.03	51.5%
6056 · Postage	272.51	1,000.00	-727.49	27.3%
6059 · Pollution Prevention/Public Edu	3,526.19	5,000.00	-1,473.81	70.5%
6065 · Miscellaneous Expense	59.95			
Total 6000 · Administrative Expenses	320,118.52	466,527.00	-146,408.48	68.6%
7000 · Ops & Maintenance Expenses				
7010 · Pumps & Lines Maintenance				
7011 · Pumps & Lines Maintenance	53,248.85	50,000.00	3,248.85	106.5%
7013 · Emergency Line Repair	-18,991.09	50,000.00	-68,991.09	-38.0%
Total 7010 · Pumps & Lines Maintenance	34,257.76	100,000.00	-65,742.24	34.3%
7020 · Main Plant Maintenance				
7021 · Plant Maintenance Supplies	18,176.14	15,000.00	3,176.14	121.2%
7022 · Plant Maint. Parts & Service	33,150.57	100,000.00	-66,849.43	33.2%
7023 · Janitorial Supplies & Service	3,617.41	9,000.00	-5,382.59	40.2%
7024 · Main Plant Chemicals	36,544.58	105,000.00	-68,455.42	34.8%
7025 · Lab Supplies & Chemicals	5,881.62	15,000.00	-9,118.38	39.2%
7027 · Electrical & Instrument	2,307.75	5,000.00	-2,692.25	46.2%
7028 · Grounds Maintenance	279.36	5,000.00	-4,720.64	5.6%
7029 · Main Plant Sludge Disposal	20,162.48	40,000.00	-19,837.52	50.4%
Total 7020 · Main Plant Maintenance	120,119.91	294,000.00	-173,880.09	40.9%
7040 · Paradise Cove Plant Maint				
7041 · Paradise Parts & Service	7,246.71	10,000.00	-2,753.29	72.5%
7042 · Paradise Supplies & Chemicals	5,649.53	5,000.00	649.53	113.0%
7043 · Paradise Sludge Disposal	2,645.00	8,000.00	-5,355.00	33.1%
Total 7040 · Paradise Cove Plant Maint	15,541.24	23,000.00	-7,458.76	67.6%
7050 · Monitoring				
7051 · Main Plant Lab Monitoring	17,884.85	50,000.00	-32,115.15	35.8%
7052 · Paradise Cove Monitoring	4,490.60	15,000.00	-10,509.40	29.9%
7053 · Chronic Toxicity Program Eval	1,974.50			
Total 7050 · Monitoring	24,349.95	65,000.00	-40,650.05	37.5%
7060 · Permits/Fees				
7061 · Main Plant NPDES Renewal	7,683.00			
7062 · Permits/Fees - General	39,061.18	41,000.00	-1,938.82	95.3%
7063 · Paradise Cove Permits/Fees	7,667.94	8,000.00	-332.06	95.8%
7064 · Paradise Cove NPDES Renewal	0.00	40,000.00	-40,000.00	0.0%
Total 7060 · Permits/Fees	54,412.12	89,000.00	-34,587.88	61.1%
7070 · Truck Maintenance				
7071 · Fuel	5,063.87	8,000.00	-2,936.13	63.3%
7072 · Truck Maintenance	17,444.78	8,000.00	9,444.78	218.1%
Total 7070 · Truck Maintenance	22,508.65	16,000.00	6,508.65	140.7%
Total 7000 · Ops & Maintenance Expenses	271,189.63	587,000.00	-315,810.37	46.2%
8000 · Salaries and Benefits Expenses				
8001 · Salaries	684,609.72	1,143,549.00	-458,939.28	59.9%
8003 · Overtime	64,695.52	100,000.00	-35,304.48	64.7%
8004 · Standby Pay	40,930.72	72,450.00	-31,519.28	56.5%
8005 · Employee Incentives	12,000.00	45,000.00	-33,000.00	26.7%
8006 · Vacation Buyout	17,486.60	25,000.00	-7,513.40	69.9%
8013 · Payroll Taxes	53,493.75	98,212.00	-44,718.25	54.5%
8015 · Payroll/Bank Fees	3,866.26	5,500.00	-1,633.74	70.3%
8016 · Car Allowance	6,000.01	6,000.00	0.01	100.0%
8019 · PERS Retirement				
8019.05 · PERS Retirement	71,429.94	253,061.00	-181,631.06	28.2%
8019.08 · PERS Retirement - CalPERS UAL	96,367.00	20,000.00	76,367.00	481.8%
8019.10 · PERS Retirement Trust	0.00	313,250.00	-313,250.00	0.0%
8019 · PERS Retirement - Other	950.00			
Total 8019 · PERS Retirement	168,746.94	586,311.00	-417,564.06	28.8%

Sanitary Distr. No.5 of Marin Co.
Annual Budget vs Actual Expenses
July 2020 through January 2021

	Jul '20 - Jan 21	Budget	\$ Over Budget	% of Bu...
8020 · Employee Health				
8020.05 · Employee Health	113,684.23	200,653.00	-86,968.77	56.7%
8021 · Employee Health Deductions	-1,737.12			
Total 8020 · Employee Health	111,947.11	200,653.00	-88,705.89	55.8%
8022 · Retiree Health				
8022.05 · Retiree Health	52,848.03	80,994.00	-28,145.97	65.2%
8022.10 · CERBT/OPEB Annual Arc Contribtn	0.00	72,400.00	-72,400.00	0.0%
Total 8022 · Retiree Health	52,848.03	153,394.00	-100,545.97	34.5%
8023 · Workers Comp Insurance	39,624.00	50,250.00	-10,626.00	78.9%
Total 8000 · Salaries and Benefits Expenses	1,256,248.66	2,486,319.00	-1,230,070.34	50.5%
8500 · Other Operating Expenses				
8510 · Data/Alarms/IT Supp & Licensing	77,245.07	80,000.00	-2,754.93	96.6%
8515 · Safety	15,194.98	20,000.00	-4,805.02	76.0%
8520 · Personal Protection/Safety Wear	4,873.33	15,000.00	-10,126.67	32.5%
8530 · Telephone				
8531 · Main Plant Telephones	4,663.43	11,000.00	-6,336.57	42.4%
8532 · Paradise Cove Telephones	2,096.04	4,000.00	-1,903.96	52.4%
8533 · Pumps & Lines Telephones	2,878.94	7,000.00	-4,121.06	41.1%
Total 8530 · Telephone	9,638.41	22,000.00	-12,361.59	43.8%
8540 · Utilities				
8541 · Water	4,400.21	5,000.00	-599.79	88.0%
8542 · Main Plant Utilities	97,453.85	180,000.00	-82,546.15	54.1%
8543 · Paradise Cove Utilities	8,623.81	13,500.00	-4,876.19	63.9%
8544 · Pump Station Utilities	23,780.79	35,000.00	-11,219.21	67.9%
Total 8540 · Utilities	134,258.66	233,500.00	-99,241.34	57.5%
Total 8500 · Other Operating Expenses	241,210.45	370,500.00	-129,289.55	65.1%
Total Expense	2,088,767.26	3,910,346.00	-1,821,578.74	53.4%
Net Ordinary Income	1,565,993.92	2,550,981.00	-984,987.08	61.4%
Other Income/Expense				
Other Expense				
9100 · Capital Expenditures				
9200 · Main Plant Equipment Capital				
9209 · Screw Press Blend Redundancy	0.00	15,000.00	-15,000.00	0.0%
9212 · Headworks Grinder Replacement	23,486.90	15,000.00	8,486.90	156.6%
9218 · Generator Control Panel	0.00	35,000.00	-35,000.00	0.0%
9219 · CI2 Flash Mixer	0.00	15,000.00	-15,000.00	0.0%
9220 · M.P. Office + Bath Flooring	0.00	15,000.00	-15,000.00	0.0%
9221 · Portable Fuel Storage Tank	0.00	15,000.00	-15,000.00	0.0%
9229.8 · Vehicle Replacement	3,000.00			
Total 9200 · Main Plant Equipment Capital	26,486.90	110,000.00	-83,513.10	24.1%
9300 · Pumps & Lines Capital				
9303 · Lateral Camera	362.71			
9306 · PS Pump & Valve Replacements	0.00	50,000.00	-50,000.00	0.0%
9307 · PS Generator Replacement	89,828.02			
9311 · Cove Rd Force Main Project				
9311.2 · Cove Rd FM - Const, Ph I	1,547,539.23	1,200,000.00	347,539.23	129.0%
Total 9311 · Cove Rd Force Main Project	1,547,539.23	1,200,000.00	347,539.23	129.0%
9312 · Force Main Rehab - Mltpl Sites	0.00	700,000.00	-700,000.00	0.0%
9313 · Manholes/Rodholes	0.00	70,000.00	-70,000.00	0.0%
9314 · Portable Emergency Generators	5,570.18	75,000.00	-69,429.82	7.4%
9227.8 · Rodder/Vactor Truck	8,370.41			
Total 9300 · Pumps & Lines Capital	1,651,670.55	2,095,000.00	-443,329.45	78.8%

Sanitary Distr. No.5 of Marin Co.
Annual Budget vs Actual Expenses
July 2020 through January 2021

	Jul '20 - Jan 21	Budget	\$ Over Budget	% of Bu...
9400 · Paradise Cove Capital				
9401 · P.C. Sewer Line Rehab Prog	0.00	500,000.00	-500,000.00	0.0%
9402 · P.C. Flow Meter Replacement	19,501.62			
9404 · P.C. Infi WWI Access Replcmnt	0.00			
9406 · P.C. Plant Grating Replacement	0.00	20,000.00	-20,000.00	0.0%
9415 · P.C. Paint @ Treatment Plant	52,759.00			
Total 9400 · Paradise Cove Capital	72,260.62	520,000.00	-447,739.38	13.9%
9500 · Undesignated Capital				
9510 · Undesignated Cap - M.P.	0.00	25,000.00	-25,000.00	0.0%
9520 · Undesignated Cap - P.C. Plant	0.00	10,000.00	-10,000.00	0.0%
9530 · Undesignated Cap - P & L	0.00	50,000.00	-50,000.00	0.0%
Total 9500 · Undesignated Capital	0.00	85,000.00	-85,000.00	0.0%
Total 9100 · Capital Expenditures	1,750,418.07	2,810,000.00	-1,059,581.93	62.3%
9700 · Debt Service				
9730 · Debt Service - MPR Project				
9734 · MPR Refi - Principal	660,000.00	660,000.00	0.00	100.0%
9735 · MPR Refi - Interest	100,656.26	190,457.00	-89,800.74	52.8%
Total 9730 · Debt Service - MPR Project	760,656.26	850,457.00	-89,800.74	89.4%
Total 9700 · Debt Service	760,656.26	850,457.00	-89,800.74	89.4%
Total Other Expense	2,511,074.33	3,660,457.00	-1,149,382.67	68.6%
Net Other Income	-2,511,074.33	-3,660,457.00	1,149,382.67	68.6%
Net Income	<u>-945,080.41</u>	<u>-1,109,476.00</u>	<u>164,395.59</u>	<u>85.2%</u>

**Sanitary Distr. No.5 of Marin Co.
Zone Report
January 2021**

02/04/21

	Paradise ... (Tiburon)	Tiburon - Ot... (Tiburon)	Total Tiburon	Belvedere	TOTAL
Ordinary Income/Expense					
Income					
5000 · Property Taxes					
5002 · UNSEC	63.38	1,505.32	1,568.70	0.00	1,568.70
5003 · PUNS / PRIOR UNSECURED	3.09	73.31	76.40	0.00	76.40
5004 · REDEMPTION / RDMPT	1.74	41.13	42.87	0.00	42.87
5006 · SPLU	4.93	117.07	122.00	0.00	122.00
5041 · SUPSEC	172.48	4,096.79	4,269.27	0.00	4,269.27
5280 · HOPTR	52.17	1,239.14	1,291.31	0.00	1,291.31
5483 · Other tax	149.14	3,542.25	3,691.39	0.00	3,691.39
Total 5000 · Property Taxes	446.93	10,615.01	11,061.94	0.00	11,061.94
5201 · Interest					
5201.2 · Interest LAIF	0.00	8,961.48	8,961.48	11,216.66	20,178.14
Total 5201 · Interest	0.00	8,961.48	8,961.48	11,216.66	20,178.14
5900.3 · Connection Fees					
5900.30 · Connection Permit Fees	0.00	600.00	600.00	300.00	900.00
5900.31 · Collection	0.00	1,161.00	1,161.00	18,070.00	19,231.00
5900.34 · Treatment	0.00	1,605.00	1,605.00	15,158.00	16,763.00
Total 5900.3 · Connection Fees	0.00	3,366.00	3,366.00	33,528.00	36,894.00
5900.4 · Inspection Permit Fees	0.00	500.00	500.00	200.00	700.00
5900.5 · SASM Expense Reimb.	0.00	11,116.73	11,116.73	6,503.70	17,620.43
Total Income	446.93	34,559.22	35,006.15	51,448.36	86,454.51
Gross Profit	446.93	34,559.22	35,006.15	51,448.36	86,454.51
Expense					
6000 · Administrative Expenses					
6001 · Advertising	0.00	0.00	0.00	0.00	0.00
6008 · Audit & Accounting	120.44	2,857.88	2,978.32	1,671.68	4,650.00
6017 · Consulting Fees	8.89	18,318.94	18,327.83	2,288.43	20,616.26
6018 · Travel & Meetings					
6018.1 · Meetings & Travel	1.42	33.80	35.22	19.77	54.99
6018.2 · Standby Mileage Expense Reimb	0.00	344.49	344.49	291.64	636.13
6018.3 · SASM Mileage Reimbursement	0.00	0.00	0.00	0.00	0.00
Total 6018 · Travel & Meetings	1.42	378.29	379.71	311.41	691.12
6020 · Continuing Education	9.83	233.16	242.99	136.39	379.38
6024 · Director Fees	69.93	1,659.42	1,729.35	970.65	2,700.00
6025 · Dues & Subscriptions	7.32	173.94	181.26	101.74	283.00
6039 · Legal	31.00	1,082.18	1,113.18	430.32	1,543.50
6047 · Office Supplies	4.66	110.60	115.26	64.69	179.95
6056 · Postage	0.17	4.06	4.23	2.37	6.60
6065 · Miscellaneous Expense	0.00	-150.00	-150.00	0.00	-150.00
Total 6000 · Administrative Expenses	253.66	24,668.47	24,922.13	5,977.68	30,899.81
7000 · Ops & Maintenance Expenses					
7010 · Pumps & Lines Maintenance					
7011 · Pumps & Lines Maintenance	7.51	3,628.16	3,635.67	234.08	3,869.75
Total 7010 · Pumps & Lines Maintenance	7.51	3,628.16	3,635.67	234.08	3,869.75
7020 · Main Plant Maintenance					
7021 · Plant Maintenance Supplies	1,300.10	625.70	1,925.80	1,126.62	3,052.42
7022 · Plant Maint. Parts & Service	0.00	846.23	846.23	495.07	1,341.30
7023 · Janitorial Supplies & Service	0.00	238.97	238.97	139.81	378.78
7024 · Main Plant Chemicals	0.00	674.21	674.21	393.81	1,068.02
7025 · Lab Supplies & Chemicals	0.00	-243.16	-243.16	-142.26	-385.42
7026 · SASM Supplies & Chem	0.00	5,983.73	5,983.73	3,500.70	9,484.43
7027 · Electrical & Instrument	0.00	74.68	74.68	43.69	118.37
7029 · Main Plant Sludge Disposal	0.00	3,563.98	3,563.98	2,085.06	5,649.04
Total 7020 · Main Plant Maintenance	1,300.10	11,764.34	13,064.44	7,642.50	20,706.94

Sanitary Distr. No.5 of Marin Co.
Zone Report
January 2021

	Paradise ... (Tiburon)	Tiburon - Ot... (Tiburon)	Total Tiburon	Belvedere	TOTAL
7040 · Paradise Cove Plant Maint					
7041 · Paradise Parts & Service	262.98	0.00	262.98	0.00	262.98
7042 · Paradise Supplies & Chemicals	258.75	0.00	258.75	0.00	258.75
Total 7040 · Paradise Cove Plant Maint	521.73	0.00	521.73	0.00	521.73
7050 · Monitoring					
7051 · Main Plant Lab Monitoring	0.00	1,920.05	1,920.05	1,123.30	3,043.35
7052 · Paradise Cove Monitoring	487.55	0.00	487.55	0.00	487.55
7053 · Chronic Toxicity Program Eval	0.00	701.88	701.88	410.62	1,112.50
Total 7050 · Monitoring	487.55	2,621.93	3,109.48	1,533.92	4,643.40
7060 · Permits/Fees					
7062 · Permits/Fees - General	0.00	256.00	256.00	0.00	256.00
7063 · Paradise Cove Permits/Fees	0.00	100.00	100.00	0.00	100.00
Total 7060 · Permits/Fees	0.00	356.00	356.00	0.00	356.00
7070 · Truck Maintenance					
7071 · Fuel	21.89	519.43	541.32	303.84	845.16
7072 · Truck Maintenance	43.85	1,040.79	1,084.64	608.80	1,693.44
Total 7070 · Truck Maintenance	65.74	1,560.22	1,625.96	912.64	2,538.60
Total 7000 · Ops & Maintenance Expenses	2,382.63	19,930.65	22,313.28	10,323.14	32,636.42
8000 · Salaries and Benefits Expenses					
8001 · Salaries	2,533.15	54,978.09	57,511.24	32,157.97	89,669.21
8030 · Salaries Reimbursed by SASM	0.00	5,133.00	5,133.00	3,003.00	8,136.00
8003 · Overtime	290.70	9,055.21	9,345.91	4,035.02	13,380.93
8004 · Standby Pay	166.48	1,793.65	1,960.13	2,310.84	4,270.97
8006 · Vacation Buyout	114.46	2,715.99	2,830.45	1,588.67	4,419.12
8007 · Voluntary Deductions	0.00	0.00	0.00	0.00	0.00
8008 · Deferred Comp 457	0.00	0.00	0.00	0.00	0.00
8012 · Wage Garnishments	0.00	0.00	0.00	0.00	0.00
8013 · Payroll Taxes	305.09	7,239.91	7,545.00	4,234.86	11,779.86
8015 · Payroll/Bank Fees	21.77	516.50	538.27	302.13	840.40
8019 · PERS Retirement					
8019.05 · PERS Retirement	360.73	8,510.45	8,871.18	5,057.16	13,928.34
Total 8019 · PERS Retirement	360.73	8,510.45	8,871.18	5,057.16	13,928.34
8020 · Employee Health					
8020.05 · Employee Health	443.68	10,528.48	10,972.16	6,158.47	17,130.63
8021 · Employee Health Deductions	-6.42	-152.52	-158.94	-89.22	-248.16
Total 8020 · Employee Health	437.26	10,375.96	10,813.22	6,069.25	16,882.47
8022 · Retiree Health					
8022.05 · Retiree Health	22.61	536.54	559.15	313.84	872.99
Total 8022 · Retiree Health	22.61	536.54	559.15	313.84	872.99
8000 · Salaries and Benefits Expenses - Other	0.00	150.00	150.00	0.00	150.00
Total 8000 · Salaries and Benefits Expenses	4,252.25	101,005.30	105,257.55	59,072.74	164,330.29
8500 · Other Operating Expenses					
8510 · Data/Alarms/IT Supp & Licensing	395.87	9,393.75	9,789.62	5,494.70	15,284.32
8515 · Safety	47.84	1,134.85	1,182.69	663.84	1,846.53
8520 · Personal Protection/Safety Wear	6.18	146.59	152.77	85.75	238.52
8530 · Telephone					
8531 · Main Plant Telephones	0.00	393.13	393.13	227.02	620.15
8532 · Paradise Cove Telephones	348.22	0.00	348.22	0.00	348.22
8533 · Pumps & Lines Telephones	175.07	308.19	483.26	0.00	483.26
Total 8530 · Telephone	523.29	701.32	1,224.61	227.02	1,451.63

Sanitary Distr. No.5 of Marin Co.
Zone Report
January 2021

	Paradise ... (Tiburon)	Tiburon - Ot... (Tiburon)	Total Tiburon	Belvedere	TOTAL
8540 · Utilities					
8541 · Water	0.00	904.19	904.19	641.62	1,545.81
8542 · Main Plant Utilities	0.00	5,408.66	5,408.66	3,164.27	8,572.93
8543 · Paradise Cove Utilities	1,012.75	0.00	1,012.75	0.00	1,012.75
8544 · Pump Station Utilities	204.05	5,795.85	5,999.90	1,154.23	7,154.13
Total 8540 · Utilities	<u>1,216.80</u>	<u>12,108.70</u>	<u>13,325.50</u>	<u>4,960.12</u>	<u>18,285.62</u>
Total 8500 · Other Operating Expenses	<u>2,189.98</u>	<u>23,485.21</u>	<u>25,675.19</u>	<u>11,431.43</u>	<u>37,106.62</u>
Total Expense	<u>9,078.52</u>	<u>169,089.63</u>	<u>178,168.15</u>	<u>86,804.99</u>	<u>264,973.14</u>
Net Ordinary Income	-8,631.59	-134,530.41	-143,162.00	-35,356.63	-178,518.63
Other Income/Expense					
Other Expense					
9100 · Capital Expenditures					
9300 · Pumps & Lines Capital					
9303 · Lateral Camera	9.39	222.93	232.32	130.39	362.71
9311 · Cove Rd Force Main Project					
9311.2 · Cove Rd FM - Const, Ph I	0.00	9,500.00	9,500.00	76,000.00	85,500.00
Total 9311 · Cove Rd Force Main Project	<u>0.00</u>	<u>9,500.00</u>	<u>9,500.00</u>	<u>76,000.00</u>	<u>85,500.00</u>
9314 · Portable Emergency Generators	0.00	0.00	0.00	0.00	0.00
Total 9300 · Pumps & Lines Capital	<u>9.39</u>	<u>9,722.93</u>	<u>9,732.32</u>	<u>76,130.39</u>	<u>85,862.71</u>
Total 9100 · Capital Expenditures	<u>9.39</u>	<u>9,722.93</u>	<u>9,732.32</u>	<u>76,130.39</u>	<u>85,862.71</u>
Total Other Expense	<u>9.39</u>	<u>9,722.93</u>	<u>9,732.32</u>	<u>76,130.39</u>	<u>85,862.71</u>
Net Other Income	-9.39	-9,722.93	-9,732.32	-76,130.39	-85,862.71
Net Income	<u><u>-8,640.98</u></u>	<u><u>-144,253.34</u></u>	<u><u>-152,894.32</u></u>	<u><u>-111,487.02</u></u>	<u><u>-264,381.34</u></u>

2:08 PM

02/04/21

Accrual Basis

Sanitary Distr. No.5 of Marin Co.
Monthly O.T. Report
January 2021

Type	Date	Num	Name	Memo	Amount	Balance
Bilsborough, Chad						
Check	01/15/21	0151-3850	Bilsborough, Chad	11.0 Hrs O.T. @ 1.5x	616.90	616.90
Check	01/15/21	0151-3850	Bilsborough, Chad	1.5 Hrs. O.T. @ 2.0x	112.16	729.06
Check	01/15/21	0151-3851	Bilsborough, Chad	11.0 Hrs. O.T. @ 1.5x	616.90	1,345.96
Check	01/15/21	0151-3851	Bilsborough, Chad	2.0 Hrs. O.T. @ 2.0x	149.55	1,495.51
Total Bilsborough, Chad					1,495.51	1,495.51
Cottrell, Rulon						
Check	01/29/21	0291-3866	Cottrell, Rulon	30.0 Hrs. Comp Buyout	1,740.03	1,740.03
Total Cottrell, Rulon					1,740.03	1,740.03
Dohrmann, Robin						
Check	01/29/21	0291-3867	Dohrmann, Robin	4.5 Hrs. O.T. @ 1.5x	391.51	391.51
Total Dohrmann, Robin					391.51	391.51
Driscoll, Stephen						
Check	01/29/21	0291-3869	Driscoll, Stephen	10.0 Hrs. O.T. @ 1.5x	870.01	870.01
Check	01/29/21	0291-3870	Driscoll, Stephen	10.0 Hrs. O.T. @ 1.5x	870.01	1,740.02
Check	01/29/21	0291-3870	Driscoll, Stephen	1.0 Hrs O.T. @ 2.0x	116.00	1,856.02
Total Driscoll, Stephen					1,856.02	1,856.02
La Torre, Daniel P.						
Check	01/29/21	0291-3872	La Torre, Daniel P.	2.5 Hrs. O.T. @ 1.5x	207.15	207.15
Check	01/29/21	0291-3873	La Torre, Daniel P.	2.5 Hrs. O.T. @ 1.5x	207.15	414.30
Check	01/29/21	0291-3873	La Torre, Daniel P.	80.0 Hrs. Comp Buyout	4,419.12	4,833.42
Total La Torre, Daniel P.					4,833.42	4,833.42
Triola, Joseph						
Check	01/15/21	0151-3861	Triola, Joseph	5.0 Hrs. O.T. @ 1.5x	394.56	394.56
Check	01/15/21	0151-3862	Triola, Joseph	6.5 Hrs. O.T. @ 1.5x	512.93	907.49
Total Triola, Joseph					907.49	907.49
TOTAL					11,223.98	11,223.98

Sanitary District No. 5 of Marin County



District Management Report

January 2021

Contents:

- Transmittal Memo
- Financial/Budgetary
- HR & Personnel
- Business Administration
- Collection System Performance
- Treatment Plant Performance – Paradise Cove
- Treatment Plant Performance – Main Plant
- Pollution Prevention Activities
- Continuing Education & Safety Training
- Capital Improvement Projects

Transmittal Memo

Date: February 18, 2021
To: Board of Directors
From: Tony Rubio, District Manager/ Chief Plant Operator
Subject: Management Report for January 2021

Fiscal Status

Period Covered: July 1, 2020 –January 31, 2021
Percent of Fiscal Year: 58 %
Percent of Budgeted Income to Date: 56.6%
Percent of Budgeted Expenditures to Date: 53.4% (operating only)

Personnel

Separations: 1
New Hires: None
Promotions: None
Recruitment Activities: 1

Regulatory Compliance

MP Collection System WDR Compliance: Full Compliance with all regulations
PC Collection System WDR Compliance: Full Compliance with all regulations
MP NPDES Permit Compliance: Full Compliance with all regulations
PC NPDES Permit Compliance: Full Compliance with all regulations
BAAQMD Compliance: Full Compliance with all regulations
Bio-Solids Compliance: Full Compliance with all regulations
Significant Comments: None

Summary of Operational Highlights are on the following pages.

Significant Events for the Month of January 2021 Include:

Financial/Budgetary/Business Administration

- Scanning project underway as time allows- 1980's Main Plant upgrade documents being scanned
- Meetings with HDR regarding Collection System Master Plan work- submitted edits/corrections to draft report
- Preparing for fiscal year 2021-2022 budget making. Staff providing input on Ops and Maintenance activities for upcoming fiscal year.

HR and Personnel

- Office remains closed to the public through the end of January.
- Job opening/recruitment taking place for WWTP Maintenance/Collection System Technician position
- Personnel Committee Meeting reviewed and discussed past 10 years of staffing levels and where we are currently in anticipation for upcoming MOU negotiations.

Continuing Education and Safety Training.

- Order of N95 masks that was placed March of 2020 finally arrived.

Collection System Performance

Main Plant Tiburon/Belvedere:

- Submitted 1 category 3 SSO report for month of December to RWQCB on CIWQS (Spring Lane- 100 gallons – roots)
- Rodding and Vactor work continues in the Tiburon Zone.
- Annual Pump station pump and electrical PM's being performed.

Paradise Cove:

- Submitted No Spill report for month of December to RWQCB on CIWQS

Treatment Plant Performance

Paradise Cove:

- Submitted 4th Quarter SMR and Annual Report and DMRS to RWQCB.
-

Main Plant:

- Submitted December 2020 SMR and DMR and Annual Report to the RWQCB
- New SCADA server upgrade completed.
- Wastewater Samples continue to be collected and sent to the University of California Berkeley for Covid-19 study

Pollution Prevention Activities

- Holiday advertisement outreach activities to begin airing on Comcast emphasizing FOG, Wipes and no drugs down the drain- Ads will air from November 23, 2020 - February 22, 2021.
- Preparing Annual Pollution Prevention Report for submission to RWQCB

Capital Improvement Projects

- Cove Road Force Main Project has begun. Project 98% complete- Status update will be included in staff report item #6.
- Working with staff to finalize the line segment priority list for the upcoming small pipe burst project in Paradise Cove service area and Tiburon
- Start up and testing of Belvedere Pump station #2 Generator Installation scheduled for late February.
- Have begun work with new Superintendents about Main Plant and Paradise Cove Plant Project Forecasting- review will be done prior to budget workshop

Glossary of Terms

- **B.O.D. (Biochemical Oxygen Demand):** Measurement of the effluent's capacity to consume dissolved oxygen to stabilize all remaining organic matter. The permit limits for our effluent for discharge into San Francisco bay require that we remove 85% influent B.O.D. and meet a weekly average of less than 45mg/l and a monthly average of less than 30 mg/l B.O.D.
- **TSS (Total Suspended Solids):** Measurement of suspended solids in the effluent. Our permit requires that we remove at least 85% of the influent TSS and that the effluent limit is less than 45 mg/l as a weekly average and less than 30 mg/l as a monthly average.
- **Chlorine Residual:** The plant effluent is disinfected with hypochlorite (chlorine "bleach") and then the residual chlorine is neutralized with sodium bisulfite to protect the bay. The effluent chlorine residual limit is 0.0 mg/l which we monitor continuously.
- **pH:** pH is a measurement of acidity with pH 7.0 being neutral and higher pH values being basic and lower pH values being acidic. Our permit effluent pH must stay within the range of 6.0-9.0, which we monitor continuously.
- **Coliform:** Coliform bacteria are the indicator organism for determination of the efficiency of the disinfection process. The lab culture samples of our effluent and the presence of coliform is an indication that pathogenic organisms may be present. This is reported as MPN/100 (number of coliform bacteria in 100 milliliters sample).
- **Flow Through Bioassay:** A 96 hour test in which we test the toxicity of our effluent to tiny fish (sticklebacks) in a flow through tank to determine the survivability under continuous exposure to our effluent. Our permit requires that we maintain a 90th percentile survival of at least 70% and an 11 sample median survival of at least 90%. In layman's terms, this means that out of the last 11 samples only one bioassay may fall below 70% survival and the middle value when all 11 samples are placed in numerical order must be at least 90%.
- **Metals Analysis:** Our permit requires that we analyze our effluent for many different metals on a monthly basis. We have permit limits for some metals. The metals are stated as a daily max and a monthly average limit. The daily max limit is the number we cannot exceed on any sample and the monthly average applies to all samples collected in any month. (although usually we are only required to take one).
- **F.O.G. (Fats, oils and grease):** Quarterly we are required to monitor our effluent for Fats, Oils and Grease.

Glossary of terms continued...

- **Headworks:** The point where all raw wastewater enters the treatment plant. In this building wastewater goes through 3 grinders to grind up all large objects that could possibly damage our influent and sludge pumps further down the treatment process.
- **Primary Sedimentation:** The next treatment process is a physical treatment process where solids that settle or float are removed and sent to the digesters for further processing.
- **Activated Sludge:** Next is the activate sludge process. This process is a biological wastewater treatment process that uses microorganisms to speed up the decomposition of wastes. When activated sludge is added to wastewater, the microorganisms feed and grow on waste particles in the wastewater. As the organisms grow and reproduce, more and more waste is removed, leaving the wastewater partially cleaned. To function efficiently, the mass of organisms needs a steady balance of food and oxygen. These tasks are closely monitored by the operations staff.
- **Secondary Clarification:** Next is secondary clarification, like primary sedimentation/clarification, this also is a physical treatment process where solids that settle or float are removed and sent to the next treatment process. The difference between Secondary Clarification and primary sedimentation is that the solids removed from the secondary clarifiers goes to 2 places. Some goes to waste to the DAFT and some goes back to the activated sludge process for further treatment. (*Microorganisms must be returned to the activated sludge process to keep an equal balance of food and microorganisms*).
- **DAFT (dissolved air floatation thickener):** Next is the DAFT. The dissolved air floatation thickening process uses air bubbles to thicken WAS(waste active sludge) solids removed from the secondary clarifier, by floating solids to the tank surface, where they are removed and sent to the digesters for final processing.
- **Sludge Digestion:** In the anaerobic digestion process, all the organic material removed from the primary sedimentation tanks and DAFT's are digested by anaerobic bacteria. The end products are methane, carbon dioxide, water and neutralized organic matter.
- **Solids Handling:** This is the process where all the neutralized sludge from the digester is finally treated. Sludge from the digester is pumped to the screw press where it is conditioned with a polymer (chemical that reacts with the sludge to remove the water from the sludge and bind the sludge particles together) in order to dewater the sludge and produce a dry cake for final disposal to the Redwood landfill.

Glossary of terms continued...

- **Disinfection:** This is the end point for the wastewater- at this point wastewater flows through the chlorine contact tank. This contact tank allows for enough contact time for chlorine solution to disinfect the wastewater. Sodium bisulfite is introduced at the end of the tank to neutralize any residual chlorine to protect the bay.
- **MLSS (mixed liquor suspended solids):** Suspended solids in the mixed liquor of an aeration tank measured in mg/l
- **MCRT (mean cell resident time):** An expression of the average time that a microorganism will spend in the activated sludge process.
- **SVI (sludge volume index):** This is a calculation used to indicate the settling ability of activated sludge in the secondary clarifier.
- **RAS (return activated sludge):** The purpose of returning activated sludge, is to maintain a sufficient concentration of activated sludge in the aeration tank.
- **WAS (waste activated sludge):** To maintain a stable process, the amount of solids added each day to the activated sludge process are removed as WAS. We track this by our MCRT which averages 3 days
- **TWAS (thickened waste activated sludge):** The WAS is thickened in the DAFT and the thickened sludge is then pumped to the digester.
- **MPN (most probable number):** Concentrations of total coliform bacteria are reported as the most probable number. The MPN is not the absolute count of the bacteria but a statistical estimate of their concentration.
- **Bio-solids:** Anaerobic digested sludge is pumped to a screw press where excess water is removed to reduce the volume (and weight) thus producing an end result called bio-solids.
- **Polymer:** Organic polymers are added to digested sludge to bring out the formation of larger particles by bridging to improve processing.

Wastewater Acronyms

ACWA	Assoc of California Water Agencies	APWA	American Public Works Association
AWWA	American Water Works Association	BAAQMD	Bay Area Air Quality Management District
BACWA	Bay Area Clean Water Agencies	BAPPG:	Bay Area Pollution Prevention Group
CASA	California Association of Sanitation Agencies	CSDA	California Special Districts Association
CSRMA:	California Sanitation Risk Management Authority	CAAQS	California Ambient Air Quality Standard
CalARP	California Accidental Release Prevention Program	CARB	California Air Resources Board
CDO	Cease and Desist Order	CECs	Constituents of Emerging Concern
CEQA	California Environmental Quality Act	CIWQS	California Integrated Water Quality System
CFR	Code of Federal Regulations	CMOM	Capacity, Management, Operation and Maintenance
CIWMB	California Integrated Waste Management Board	CPUC	California Public Utilities Commission
CSO	Combined Sewer Overflow	CTR	California Toxics Rule
CWA	Clean Water Act	CWAP	Clean Water Action Plan
CWARA	Clean Water Authority Restoration Act	CWEA	California Water Environment Association
DHS	Dept of Health Services	DTSC	Dept of Toxic Substances Control
EBEP	Enclosed Bays and Estuaries Plan	EDW	Effluent Dominated Water body
EIS/EIR	Environmental Impact Statement/Report	EPA	Environmental Protection Agency
ERAF	Educational Reserve Augmentation Fund	ESMP	Electronic Self-Monitoring Report
FOG	Fats, Oils and Grease	GASB	Government Accounting Standards Board
ISWP	Inland Surface Waters Plan	JPA	Joint Powers Authority
LAFCO	Local Agency Formation Commission	LOCC	League of California Cities
MACT	Maximum Achievable Control Technology (air controls)	MCL	Maximum Contaminant Level
MMP	Mandatory Minimum Penalty	MOU	Memorandum of Understanding
MUN	Municipal Drinking Water Use	NACWA	National Association of Clean Water Agencies
NGOs	Non Governmental Organizations	NOX	Nitrogen Oxides
NPDES	Nat'l Pollutant Discharge Elimination System	NRDC	Natural Resources Defense Council
NTR	National Toxics Rule	OWP:	Office of Water Programs
OSHA:	Occupational Safety and Health Administration	PCBs	Poly Chlorinated Biphenyls
POTWs	Publicly Owned Treatment Works	PPCPs	Pharmaceutical and personal Care Products
QA/QC	Quality Assurance / Quality Control	Region	IX Western Region of EPA (CA, AZ, NV & HI)
RFP	Request For Proposals	RMP	Risk Management Program
RFQ	Request For Qualifications	RWQCB	Regional Water Quality Control Board
SEP	Supplementary Environmental Projects	SIP	State Implementation Policy (CTR/NTR criteria)
SFEI:	San Francisco Estuary Institute	SRF	State Revolving Fund
SSO	Sanitary Sewer Overflow	SSMP	Sewer System Management Plan
SWRCB	State Water Resources Control Board	TMDL	Total Maximum Daily Load
WDR	Waste Discharge Requirements	WEF	Water Environment Federation
WERF	Water Environment Research Foundation	WET	Whole Effluent Toxicity or Waste Extraction Test
WMI	Watershed Management Initiative	WRFP	Water Recycling Funding Program
WRDA	Water Resource Development Act	WWTP	Wastewater Treatment Plant
WQBEL	Water Quality Based Effluent Limitation Agency	WWWIFA	Water and Wastewater Infrastructure Financing

RECEIVED

**Mutual Waiver and Cooperation Agreement
Between the
Town of Tiburon and Marin Sanitary District No. 5**

DEC 17 2014

SANITARY DISTRICT NO.5
OF MARIN COUNTY

This Agreement ("Agreement") is entered into by the Town of Tiburon, a municipal corporation ("Town") and Sanitary District No. 5 of the County of Marin, a public sanitary district formed under Division 6 of the California Health and Safety Code ("San 5"), on this 20th day of NOVEMBER, 2014.

Recitals

1. Both Town and San 5 exist for the betterment of life on the peninsula and the orderly and cost-effective delivery of vital public services.
2. Town owns and manages most public rights-of-way within the Town. The Town requires any party working within said rights-of-way to obtain an encroachment permit. Town performs inspections for said work.
3. Town also administers the California Building Code, which includes processing planning and building permits for non-exempt work, inspections of said work and determinations of compliance.
4. San 5's mission includes installation and maintenance of those portions of its collection system located within Town's rights-of-way and which are subject to Town encroachment permits and fees.
5. San 5 provides vital sewage collection and treatment services for residential and commercial properties in a significant portion of the Tiburon Peninsula, including most Town facilities such as Tiburon Town Hall, the Tiburon Police Station, the Belvedere-Tiburon Library, public restrooms in the downtown, the Public Works Corporation Yard, the Dairy Knoll Recreation Facility, the Railroad-Ferry Museum and seven Town-owned affordable housing units at Point Tiburon Marsh ("Housing Units").
6. Town and San 5 have a long history of cooperation and, in most cases, the mutual waiver of fees and charges to maximize the efficiency and timeliness of their service delivery.
7. Town and San 5 wish to enter into an Agreement to establish a framework of mutual cooperation and waiver of fees and charges to ensure equal and even-handed treatment of such charges between the Parties.

NOW, THEREFORE, in consideration of the mutual covenants and conditions contained herein, San 5 and Town agree as herein set forth:

Agreement

1. Mutual Fee Waiver; Housing Unit Priority.
 - a. Town agrees to waive charges and fees that it would otherwise impose upon San 5, including, without limitation, planning, building and encroachment permit or inspection fees and similar charges ("Town Charges").

b. San 5 agrees to waive charges and fees that it would otherwise impose on Town, including, without limitation, charges for sewer connections, sewer usage and other services and similar charges (“San 5 Charges”).

c. The Town will offer available Housing Units for rental according to the following priority: (1) qualified Town employees; (2) qualified employees of San 5 and the Tiburon Fire Protection District; (3) other qualified persons as set forth in the Town Policy Governing Town-Owned Affordable Housing Units or any successor policy.

d. This Agreement is not intended to waive any costs and/or damages incurred by either Town or San 5 associated with any legal action, claim or damages relating to any project undertaken in conjunction with the waiver of any Town Charges or San 5 Charges. If any damage is incurred by any party to this agreement resulting from another party’s action, the parties may assert any and all legal rights pertaining to any such claim for damages.

2. Miscellaneous.

a. This Agreement may be terminated by either party by giving the other party written notice one year before the termination date.

b. The laws of the State of California shall govern the interpretation, validity, and enforcement of this Agreement. Any suit, claim, or legal proceeding of any kind related to this Agreement shall be filed and heard in a court of competent jurisdiction in the County of Marin.

c. The Parties agree to negotiate in good faith to resolve any disagreements that may arise from this Agreement.


d. In the event any legal action is commenced to enforce this Agreement, the prevailing party is entitled to reasonable attorneys’ fees, costs, and expenses incurred.

e. This Agreement constitutes the entire Agreement and understanding between the Parties and may not be modified orally or in any manner other than by an agreement in writing signed by both Parties.

f. The individuals executing this Agreement represent and warrant that they have the right, power, legal capacity, and authority to enter into and to execute this Agreement on behalf of the respective legal entities of Town and San 5. This Agreement shall inure to the benefit of and be binding upon the Parties hereto and their respective successors and assigns.


(Signatures on following page)

TOWN OF TIBURON


Alice Fredericks
Mayor


Dated: 12/8/14

SANITARY DISTRICT NO. 5



Cathy Benediktsson
President of the Board

Dated: 11/20/14

APPROVED AS TO FORM:


By 
Ann R. Danforth, Esq.
Town Attorney, Town of Tiburon


Dated: 12/16/14

By 
Benjamin L. Stock, Esq.
Attorney, Sanitary District No. 5

Dated: 11/20/14

ATTEST:


DIANE CRANE IACOPI
TIBURON TOWN CLERK


SANITARY DISTRICT NO. 5
JOHN GARABET
SECRETARY OF THE BOARD



RECEIVED

DEC 17 2014

SANITARY DISTRICT NO.5
OF MARIN COUNTY

December 9, 2014

Mr. Tony Rubio
District Manager
Sanitary District No. 5 of Marin County
P.O. Box 227
Tiburon, CA 94920

Alice Fredericks
Mayor

Frank Doyle
Vice Mayor

Jim Fraser
Councilmember

Emmett O'Donnell
Councilmember

Erin Tollini
Councilmember

Margaret A. Curran
Town Manager

Dear Tony:

The Tiburon Town Council, at its meeting of December 3, 2014, approved the attached Agreement between the Town and the District regarding the mutual waiver of fees and charges. The Sanitary District No. 5 Board previously approved this Agreement on November 20, 2014.

As you and I have clarified in other conversation but which bears reiterating in writing: the Agreement is not intended to include the Town's sale of gasoline to the District. The Town will continue to charge the District for its gasoline purchases.

I believe this Agreement represents a new era of cooperation between the District and the Town and is a benefit to the general public. You, in particular, were very instrumental in helping to bring this outcome about and I thank you for your efforts.

A fully executed original Agreement is attached for your records.

Thank you again. I look forward to working with you on other opportunities in the future.

Best regards,

Peggy Curran

Attachment: Executed Mutual Waiver Agreement
cc: Ann Danforth, Town Attorney
Heidi Bigall, Director of Administrative Services

Item #6: Agenda – Notes of ExplanationSanitary District No. 5 Regular Board MeetingFebruary 18, 2021

Review and discuss the status of Cove Rd. Force Main Project, and approve change order No. 10 re additional excavation and placement of 12” reinforced cement pipe (RCP), in the amount of \$12,500 (twelve thousand, five hundred dollars only), change order No. 11 re multiple miscellaneous items in the amount of \$38,813.00 (thirty-eight thousand, eight hundred thirteen dollars only), and progress payment No. 9., in the amount of \$331,315.20 (three hundred thirty thousand, three hundred fifteen dollars and twenty cents)

STAFF REPORT:

The current status of the project is that we are 98% complete as of February 18, 2021. The 14” line from Cove Road Pump Station to the terminus point past the round-about is now fully installed and ready for service. The 6” cross over line from Beach road is also installed with just the Tie in at the pump station remaining- which is scheduled for Monday February 22. Final paving restoration will begin Tuesday February 23rd. We plan to have the final paving restoration details ironed out on Monday February the 22nd as we are trying to coordinate final paving with other work being done in the area of Juanita Ln.

This has been a long and difficult project. The nature of underground work when all utilities are underground has made this a challenge. We will be working with Mark Wilson in the next few weeks to iron out all of the final billings and credits due on this job. It is expected that we will be operating on the new line next week with final paving and restoration wrapping up as well. At the conclusion of the final progress payment, I will conduct a review of the entire project and provide a summary report to the Board regarding things that went well during the project and things to consider in the future for future projects.

Items for consideration and approval:

- Progress payment #9 is for a total of \$331,315.20 this is for work completed through January 31, 2021. The majority of this progress billing was for work in Tiburon Blvd and Caltrans Right of way.
- Change order No.10 for the amount of \$12,500 is a reimbursable cost from the Town of Tiburon for the replacement of a 12” RCP (reinforced cement pipe) storm drain pipe that was in bad shape. District staff was notified of the failed pipe- we contacted the town and they received a proposal from M&G to replace the line. I authorized the change as it will be reimbursed by the Town of Tiburon.
- Change Order No.11 is for multiple items totaling \$38,813.84 there will not be an increase to the contract amount as our contract has a bid line item in the amount of \$40,000 for small changed conditions. This change order does however extend the contract by two working days.

Status of Contract End date:

- Approved to date contract end date not including outstanding delay-requests = February 12, 2021. (4 weather days and 1 holiday added from last month)
- Change order #10 adds 2 additional days bringing the contract end date to February 17, 2021. (February the 15th is a holiday) Items the District is aware of that will lead to additional day requests= Foreign Material identification delay, unmarked utilities in Caltrans right of way delay (twice) and changed pipe material at station #6 parts order delay.

<u>Contractor</u>	<u>Bid Amount (\$)</u>	<u>CDF Required Alternate</u>	<u>Total Bid</u>
Maggiora Ghilotti	\$1,971,971	\$270,000	\$2,241,971

<u>Total Current Contract Amount</u>	<u>Total Paid To Date</u>	<u>Balance Due</u>
\$2,402,648.33	\$1,414,512.78	\$988,135.6

FISCAL IMPACT:

\$331,315.20

CEQA (California Environmental Quality Act)

Exempt

Recommendation:

Approve progress payment #9 totaling \$331,315.20 for the 2020 Cove Road Force Main Project and Change Order #10 for the amount of \$12,500 and Change Order #11 for \$38,813.



Tony Rubio, District Manager

ATTACHMENT:

Progress Payment No.9, Change Order #10 and #11

Project: Cove Road Sewer Rehab

Change Order No. 10

Date: January 12, 2021

Owner: Sanitary District No. 5

Phone: (415) 435-1501

Contractor: Maggiora & Ghilotti, Inc.

Phone: (415) 435-4960

The following change is hereby made to the contract:

Description of Change:

Excavated, removed existing deteriorated pipe, graded and placed 12" RCP at Beach Road #5 per City and County standards. Grouted into existing drainage inlets, backfilled and paved back with City trench detail.

Reason for Change:

District agreed to have Contractor replace Town of Tiburon's storm drain on Beach Rd. Town of Tiburon will reimburse District.

Pricing Data: \$12,500.00 (see attached invoice)

Requested by: District

Contract Time: Adds 0 calendar days to the Contract.

The Owner and the Contractor hereby agree that this change order constitutes full and mutual accord and satisfaction for all time, all costs, and all impacts related to this revision. In accepting this change order, the Contractor agrees that it represents a full and equitable adjustment to the Contract, and further agrees to waive all rights to file claim with respect to any difficulties arising from, or as a result of, this change.

Original Contract: \$1,971,971.00

Previous Additions: \$ 522,888.33

Previous Deductions: (\$ 92,211.00)

This Change Order: \$ 12,500.00

Contract to Date: \$ 2,415,148.33


APPROVED:



Engineer

Owner

Contractor



555 DUBOIS STREET
SAN RAFAEL, CA 94901



PHONE: (415) 459-8640
FAX: (415) 459-1475

SANITARY DIST #5
OF MARIN COUNTY
PO BOX 227
TIBURON, CA 94920

INVOICE: **11569**
DATE: **11/30/2020**

M&G JOB: 4630
STORM DRAIN

CUSTOMER: SANITD
CONTRACT/PO#:

Original Sum	\$	12,500.00
Total Completed To Date	\$	12,500.00
Less Previous Billings	\$	-
Current Balance Due	\$	12,500.00

CONTRACT BILLING SUMMARY

Billed to Date:	\$	12,500.00
Paid to Date:	\$	-
Current Balance Due:	\$	12,500.00

4630 - SANI DIST 5 STORM DRAIN.xlsx --- Progress #1

Bid Item	Bid Description	Bid Quantity	Units	Unit Price	Bid Total	Complete this Estimate	Total this Estimate	Previous Complete	Previous Total	Complete to Date	Total to Date
1	STORM DRAIN	1	LS	\$ 12,500.00	\$ 12,500.00	1.00	\$ 12,500.00			1.00	\$ 12,500.00
	TOTAL BASE BID				\$ 12,500.00		\$ 12,500.00				\$ 12,500.00
	TOTAL BASE & CCO's				\$ 12,500.00		\$ 12,500.00				\$ 12,500.00
							NOV. 2020 Billing Amount	\$ 12,500.00	CONTRACT TOTAL		\$ 12,500.00



Committed to Excellence

Maggiora & Ghilotti, Inc. 555 Du Bois Street, San Rafael, CA 94901 ph: (415) 459-8640 fax: (415) 459-2065

October 21, 2020

RCO #

Project: Replace 12" storm drain

To: Town of Tiburon

Attn: Patrick Kerslake

Email: pkerslake@townoftiburon.org

ph: 415-435-7399

Request for price for new 12" x 40' storm drain #5 Beach road

ITEM NO.	ITEM	EST QTY	UNIT	UNIT PRICE	ITEM TOTAL
1	Excavate and place 12"RCP	1	LS	\$ 12,500.00	\$ 12,500.00

Proposal

\$12,500.00

Scope of work

Excavate at Beach road #5, Remove deteriorated existing pipe, grade and place 12" RCP per city and county standards. Grout into existing drainage inlets, Backfill and pave back with city trench detail See attached drawing

Conditions/ Clarifications

M&G to get encroachment permit if needed at no cost

Proposal based on work hours 8:00pm -5:00pm

TCP will be from current work for sanitary district no.5

Standard Exclusions

Permits and Fees; Survey; Engineering; Design; Soils Engineering; Field Testing; Inspections; CQC;

Exclusions

New TCP

Fee for encroachment permit

Submitted: Don Muns
Don Muns

Date: 10/21/20

Project: Cove Road Sewer Rehab

Change Order No. 11

Date: January 11, 2021

Owner: Sanitary District No. 5

Phone: (415) 435-1501

Contractor: Maggiora & Ghilotti, Inc.

Phone: (415) 435-4960

The following change is hereby made to the contract:

Description of Change:

The following changed field conditions will be applied to the Contract Changed Condition Allowance, Bid Item 27.

M&G Rpt #	Loc.	Perform Date	Description	Cost
61.0	Belv	11/17/2020	Additional shoring rental invoices which Contractor failed to submit for previous change orders 2,3 and 4	\$15,346.36
62.0	Tib	11/11/2020	Sta 23 + 50, Discovery and removal of embedded, creosote wood 18 inch piers in force main trench line	\$2,470.71
63.0	Tib	11/13/2020	Prepare creosote piers from item 62 above for hazardous waste disposal	\$405.96
64.0	Tib	11/20/2020	Demo and remove existing MH 23+68	\$3,297.43
65.0	Tib	11/24/2020	Approx. Sta 23+00, Discovery and removal of two more creosote wood 18 inch piers	\$1,973.52
66.0	Tib	12/1/2020	Sta 23 + 50, Eight hour crew production delay due to large stone rip rap fill in trench line. Large stones had to be broken with jack hammer for removal.	\$8,299.84
67.0	Tib	12/2/2021	Sta 23 +70, Two and one half hour crew production delay due to remaining large stone fill within trench line. Large stones had to be broken with jack hammer.	\$3,671.97
68.0	Tib	12/9/2021	Approx. Sta 21+50, Removal of odorous, black stained fill for hazardous waste disposal.	\$3,348.05
TOTAL CO#1				\$38,813.84

These changed field conditions will be applied to the Contract Changed Condition Allowance, Bid Item 27.

Reason for Change:

M&G Rpt #	Reason for Extra Work
61.0	These shoring rental invoices for work covered under Change Orders 2, 3 and 4 were submitted late by the contractors suppliers. The invoice dates have been cross checked against the original contractor time and material tags to verify they apply.
62.0	The buried, creosote wood piles, were in the way of the new pipeline and required removal.
63.0	Creosote piers were wrapped in plastic to protect workers from the creosote.
64.0	It was elected to construct new contract MH STA 23+53 at the location of existing MH STA 23+68 and remove MH STA 23+68, due to the concrete base not being in good condition for reuse
65.0	Two additional buried, embedded creosote 18 inch wooden piers were discovered within the trench line and in the way of new pipeline.
66.0	Contractor encountered within an approximate twenty feet trench distance deep fill consisting of large, hard rip rap stones. Some of these stones were too large to remove without jack hammer breaking. This delayed the excavation work by eight hours.
67.0	Contractor continued breaking and removal of large stones for 2 and one half hours.
68.0	Black stained fill was sampled and analyzed and found to need special disposal at landfill.

Pricing Data: \$0.00

(\$38,813.84 will be deducted from Bid Item 27, Changed Condition Allowance)

Requested by: District

Contract Time: Adds 2 calendar days to the Contract.

The Owner and the Contractor hereby agree that this change order constitutes full and mutual accord and satisfaction for all time, all costs, and all impacts related to this revision. In accepting this change order, the Contractor agrees that it represents a full and equitable adjustment to the Contract, and further agrees to waive all rights to file claim with respect to any difficulties arising from, or as a result of, this change.

Original Contract: \$1,971,971.00


Previous Additions: \$ 535,388.33

Previous Deductions: (\$ 92,211.00)

This Change Order: \$ 0.00

Contract to Date: \$2,415,148.33

APPROVED:



Engineer

Owner

Contractor

DAILY EXTRA WORK REPORT

SANITARY DISTRICT #5	Change Order 007
Contractor Job: 7716 - COVE RD FORCE MAIN REPLACEMENT	Billing Number 61.0
Work Performed By: Maggiora and Ghilotti, Inc.	Report Date 11/18/2020
Description of Work: ADDT'L INVOICES	Perform Date 11/17/2020

Material/Specialist Work/Lump Sum or Unit Price Payment							Labor Charges
Number	Date	Vendor Name and Description	Units	Unit Price	Extended		
M01 69974	11/17/2020	JIM-N-I RENTALS / SHORING	1.000 LS	647.88000	647.88		
M02 69973	11/17/2020	JIM-N-I RENTALS / STEEL PLATES	1.000 LS	350.73000	350.73		
M03 69928	11/17/2020	JIM-N-I RENTALS / SHORING	1.000 LS	1,542.22000	1,542.22		
M04 69479	11/17/2020	JIM-N-I RENTALS / SHIELD	1.000 LS	568.31000	568.31		
M05 69503	11/17/2020	JIM-N-I RENTALS / STEEL PLATES	1.000 LS	1,675.28000	1,675.28		
M06 69059A	11/17/2020	JIM-N-I RENTALS / SPREADER BAR & STEEL PLATES	1.000 LS	288.70000	288.70		
M07 69059B	11/17/2020	JIM-N-I RENTALS / SPREADER BAR & STEEL PLATES	1.000 LS	288.70000	288.70		
M08 69476	11/17/2020	JIM-N-I RENTALS / SHIELD & SPREADER PIPE	1.000 LS	1,551.76000	1,551.76		
M09 69477	11/17/2020	JIM-N-I RENTALS / STEEL PLATES	1.000 LS	1,282.11000	1,282.11		
M10 69145A	11/17/2020	JIM-N-I RENTALS / STEEL PLATES	1.000 LS	1,818.60000	1,818.60	Equipment Charges	
M11 69519A	11/17/2020	JIM-N-I RENTALS / STEEL PLATES	1.000 LS	142.46000	142.46		
M12 69510A	11/17/2020	JIM-N-I RENTALS / SHORING	1.000 LS	732.76000	732.76		
M13 69537A	11/17/2020	JIM-N-I RENTALS / STEEL PLATES	1.000 LS	213.69000	213.69		
M14 39588	11/17/2020	Dutra / CUTBACK	1.000 LS	516.21000	516.21	Material Charges	
M15 39647	11/17/2020	Dutra / DRAIN ROCK	1.000 LS	577.10000	577.10		
M16 39682	11/17/2020	Dutra / DRAIN ROCK	1.000 LS	545.28000	545.28		
M17 39725	11/17/2020	Dutra / DRAIN ROCK	1.000 LS	602.87000	602.87		
						Subtotal	13,344.66
						MU 15.00%	2,001.70
						Material Total	15,346.36
						Activity Total	15,346.36
						Work Total	15,346.36
						Bill Subtotal	15,346.36

<p style="text-align: center;">For Owner/Resident Engineer's Use Only</p> <p><input type="checkbox"/> New Bill <input type="checkbox"/> Approved for Payment Date of Action:</p> <p><input type="checkbox"/> Resubmittal <input type="checkbox"/> Returned for Correction Date Received:</p>	<p>Accepted:</p> <p>Customer: _____ Date: _____</p> <p>Contractor: _____ Date: _____</p>	<p>Bill Total + 15,346.36</p>
---	--	--------------------------------------



DUTRA MATERIALS

2350 Kerner Boulevard, Suite 200 | San Rafael, CA 94901 | Tel: 415.459.7740 | Fax: 415.459.0727

INVOICE

Sold To: Maggiora & Ghilotti Inc.
555 Dubois Street
San Rafael, CA 94901

Invoice #:	39588
Date:	10/8/20
Customer No:	49900
Customer Job:	Cove Rd. Tiburon
Cust Job #:	
PO #:	7716

Sale Date	Ticket	Product	Loc	Units	UM	Unit Price	Matl Total	Tax Rate	Tax	Total
MATERIAL:		CUTBACK								
10/8/20	513528	606	20	3.780	TON	\$125.0000	\$472.50	9.25%	\$43.71	\$516.21
Total Invoice:				3.780	TON		\$472.50		\$43.71	\$516.21

Payment Type: On Account

Location: 10=San Rafael, 20=Richmond

DIS Pay Terms 10TH, NET 30	\$4.13 Discount Offered if Paid Before 10th of the Following Month	Total:	\$516.21
----------------------------	--	---------------	-----------------



DUTRA MATERIALS

2350 Kerner Boulevard, Suite 200 | San Rafael, CA 94901 | Tel: 415.459.7740 | Fax: 415.459.0727

INVOICE

Sold To: Maggiora & Ghilotti Inc.
555 Dubois Street
San Rafael, CA 94901

Invoice #:	39647
Date:	10/12/20
Customer No:	49900
Customer Job:	COVE ROAD
Cust Job #:	
PO #:	7716

Sale Date	Ticket	Product	Loc	Units	UM	Unit Price	Matl Total	Tax Rate	Tax	Total
MATERIAL:	3/4X1/2 DRAIN VIR									
10/12/20	2238855	310	10	19.040	TON	\$28.0000	\$533.12	8.25%	\$43.98	\$577.10
Total Invoice:				19.040	TON		\$533.12		\$43.98	\$577.10

Payment Type: On Account

Location: 10=San Rafael, 20=Richmond

DIS Pay Terms 10TH, NET 30	\$5.15 Discount Offered if Paid Before 10th of the Following Month	Total:	\$577.10
----------------------------	--	--------	----------



DUTRA MATERIALS

2350 Kerner Boulevard, Suite 200 | San Rafael, CA 94901 | Tel: 415.459.7740 | Fax: 415.459.0727

INVOICE

Sold To: Maggiora & Ghilotti Inc.
555 Dubois Street
San Rafael, CA 94901

Invoice #:	39682
Date:	10/13/20
Customer No:	49900
Customer Job:	COVE ROAD
Cust Job #:	
PO #:	7716

Sale Date	Ticket	Product	Loc	Units	UM	Unit Price	Matl Total	Tax Rate	Tax	Total
MATERIAL:	3/4X1/2 DRAIN VIR									
10/13/20	2238932	310	10	17.990	TON	\$28.0000	\$503.72	8.25%	\$41.56	\$545.28
Total Invoice:				17.990	TON		\$503.72		\$41.56	\$545.28

Payment Type: On Account

Location: 10=San Rafael, 20=Richmond

DIS Pay Terms 10TH, NET 30	\$4.87 Discount Offered if Paid Before 10th of the Following Month	Total:	\$545.28
----------------------------	--	---------------	-----------------



DUTRA MATERIALS

2350 Kerner Boulevard, Suite 200 | San Rafael, CA 94901 | Tel: 415.459.7740 | Fax: 415.459.0727

INVOICE

Sold To: Maggiora & Ghilotti Inc.
555 Dubois Street
San Rafael, CA 94901

Invoice #:	39725
Date:	10/14/20
Customer No:	49900
Customer Job:	COVE ROAD
Cust Job #:	
PO #:	7716

Sale Date	Ticket	Product	Loc	Units	UM	Unit Price	Matl Total	Tax Rate	Tax	Total
MATERIAL: 3/4X1/2 DRAIN VIR										
10/14/20	2239025	310	10	19.890	TON	\$28.0000	\$556.92	8.25%	\$45.95	\$602.87
Total Invoice:				19.890	TON		\$556.92		\$45.95	\$602.87

Payment Type: On Account

Location: 10=San Rafael, 20=Richmond

DIS Pay Terms 10TH, NET 30	\$5.38 Discount Offered if Paid Before 10th of the Following Month	Total:	\$602.87
----------------------------	--	---------------	-----------------



PO Box 4740
 Santa Rosa, CA 95402
 www.jimnirentals.com
 707-569-1600 Phone
 707-569-1700 Phone

Status: Continued

Invoice #: 69974
 Invoice Date: Wed 11/11/2020
 Date Out: Wed 10/14/2020 9:30AM

Customer #: 149

Operator: Noa
 Terms: Net 30

MAGGIORA & GHILOTTI INC
 555 DUBOIS STREET
 SAN RAFAEL, CA 94901

415-459-8640 Phone
 415-459-4884 Fax

Job Descr: BELVEDERE, BEACH & COVE

Ordered By: DALLAS 415 419-1181

Salesman: Matt Randall 707-495-8525 mrandall@jimnirentals.com

Qty	Key	Items	Ser#	Status	Billed To	Price
5	PS43455	P SHORE 4' 34-55 BLUE		Billed To	Wed 11/11/2020 9:30AM	\$598.50
		1week \$39.90 4weeks \$119.70				
1	JMARIN	DELIVERY MARIN CO		Sold		\$0.00

Rental Contract

Rental:	\$598.50
Subtotal:	\$598.50
Marin 8.25%:	\$49.38
Total:	\$647.88
Paid:	\$0.00
Amount Due:	\$647.88



PO Box 4740
 Santa Rosa, CA 95402
 www.jimnirentals.com
 707-569-1600 Phone
 707-569-1700 Phone

Status: Continued

Invoice #: 69973
 Invoice Date: Wed 11/11/2020
 Date Out: Wed 10/14/2020 9:30AM

Operator: Noa
 Terms: Net 30

Customer #: 149

MAGGIORA & GHILOTTI INC

415-459-8640 Phone
 415-459-4884 Fax

555 DUBOIS STREET
 SAN RAFAEL, CA 94901

Job Descr: BELVEDERE, BEACH & COVE

Ordered By: DALLAS 415 419-1181

Salesman: Matt Randall 707-495-8525 mrandall@jimnirentals.com

mrb

Qty	Key	Items	Ser#	Status	Billed To	Price
1	STEPLA6101#0326	STEEL PLATE,6'X10'X1" 168Hrs \$28.00 1week \$28.00 4weeks \$112.00 NON SKID	E326	Returned	Tue 10/20/2020 9:30AM	\$28.00
1	STEPLA6101#0847	STEEL PLATE,6'X10'X1" 168Hrs \$28.00 1week \$28.00 4weeks \$112.00 NON SKID	E847	Returned	Tue 10/20/2020 9:30AM	\$28.00
1	STEPLA6101#0863	STEEL PLATE,6'X10'X1" 168Hrs \$28.00 1week \$28.00 4weeks \$112.00 NON SKID	E863	Billed To	Wed 11/11/2020 9:30AM	\$112.00
1	STEPLA6101#0291	STEEL PLATE,6'X10'X1" 168Hrs \$28.00 1week \$28.00 4weeks \$112.00 NON SKID	E291	Returned	Tue 10/20/2020 9:30AM	\$28.00
1	STEPLA6101#0701	STEEL PLATE,6'X10'X1" 168Hrs \$28.00 1week \$28.00 4weeks \$112.00 NON SKID	E701	Returned	Tue 10/20/2020 9:30AM	\$28.00
1	IMARIN	DELIVERY MARIN CO		Sold		\$100.00

Rental Contract

Rental:	\$224.00
Delivery Charge:	\$100.00
Subtotal:	\$324.00
Marin 8.25%:	\$26.73
Total:	\$350.73
Paid:	\$0.00
Amount Due:	\$350.73



PO Box 4740
 Santa Rosa, CA 95402
 www.jimnirentals.com
 707-569-1600 Phone
 707-569-1700 Phone

Status: Continued

Invoice #: 69928
 Invoice Date: Mon 11/ 9/2020
 Date Out: Mon 10/12/2020 11:30AM

Customer #: 149

Operator: Noa
 Terms: Net 30

MAGGIORA & GHILOTTI INC
 555 DUBOIS STREET
 SAN RAFAEL, CA 94901

415-459-8640 Phone
 415-459-4884 Fax

Job Descr: BELVEDERE, BEACH & COVE

Ordered By: ADAM 415 308-4958

Salesman: Matt Randall 707-495-8525 mrandall@jimnirentals.com



Qty	Key	Items	Ser#	Status	Billed To	Price
2	PS63455	P SHORE 6' 34-55 BLUE		Billed To	Mon 11/ 9/2020 11:30AM	\$239.40
		1week \$39.90 4weeks \$119.70				
12	PS63455	P SHORE 6' 34-55 BLUE		Returned	Tue 10/20/2020 9:00AM	\$574.56
		1week \$39.90 4weeks \$119.70				
7	PS63455	P SHORE 6' 34-55 BLUE		Returned	Tue 10/20/2020 9:00AM	\$335.16
		1week \$39.90 4weeks \$119.70				
2	PS63455	P SHORE 6' 34-55 BLUE		Returned	Tue 10/27/2020 8:00AM	\$175.56
		1week \$39.90 4weeks \$119.70				
1	IMARIN	DELIVERY MARIN CO		Sold		\$100.00

Rental Contract

Rental:	\$1,324.68
Delivery Charge:	\$100.00
Subtotal:	\$1,424.68
Marin 8.25%:	\$117.54
Total:	\$1,542.22
Paid:	\$0.00
Amount Due:	\$1,542.22



PO Box 4740
 Santa Rosa, CA 95402
 www.jimnirentals.com
 707-569-1600 Phone
 707-569-1700 Phone

Status: Continued

Invoice #: 69479

Invoice Date: Tue 10/ 6/2020

Date Out: Tue 9/ 8/2020 12:30PM

Operator: Noa

Terms: Net 30

Customer #: 149

MAGGIORA & GHILOTTI INC

415-459-8640 Phone
 415-459-4884 Fax

555 DUBOIS STREET
 SAN RAFAEL, CA 94901

Job Descr: BELVEDERE, BEACH & COVE



2716-X

Ordered By: ADAM 415 308-4958

Salesman: Matt Randall 707-495-8525 mrandall@jimnirentals.com

Qty	Key	Items	Ser#	Status	Billed To	Price
1	SHI4124#618	SHIELD, 4'X12'X4" 1week \$175.00 4weeks \$525.00	M0805618	Billed To	Tue 10/ 6/2020 12:30PM	\$525.00
8	PIN210	PIN, SHIELD ROUND 2"X10"		Billed To	Tue 10/ 6/2020 12:30PM	\$0.00
4	SPRPIP830	SPREADER PIPE, 8"X30"		Billed To	Tue 10/ 6/2020 12:30PM	\$0.00
1	MARIN	DELIVERY MARIN CO		Sold		\$0.00

Rental Contract

Rental:	\$525.00
Subtotal:	\$525.00
Marin 8.25%:	\$43.31
Total:	\$568.31
Paid:	\$0.00
Amount Due:	\$568.31



PO Box 4740
 Santa Rosa, CA 95402
 www.jimnirentals.com
 707-569-1600 Phone
 707-569-1700 Phone

Status: Continued

Invoice #: 69503
 Invoice Date: Tue 10/ 6/2020
 Date Out: Tue 9/ 8/2020 12:30PM

Operator: Noa
 Terms: Net 30

Customer #: 149

MAGGIORA & GHILOTTI INC

415-459-8640 Phone
 415-459-4884 Fax

555 DUBOIS STREET
 SAN RAFAEL, CA 94901

Job Descr: BELVEDERE, BEACH & COVE

Ordered By: ADAM 415 308-4958

Salesman: Matt Randall 707-495-8525 mrandall@jimnirentals.com

7216-X



Qty	Key	Items	Ser#	Status	Billed To	Price
1	STEPLA8121#0031	STEEL PLATE,8'X12'X1" 1week \$32.90 4weeks \$131.60 W/ HOLE 12' SIDE	J031	Billed To	Tue 10/ 6/2020 12:30PM	\$131.60
1	STEPLA8121#0091	STEEL PLATE,8'X12'X1" 1week \$32.90 4weeks \$131.60 W/ HOLE 12' SIDE	J091	Billed To	Tue 10/ 6/2020 12:30PM	\$131.60
1	STEPLA8121#0188	STEEL PLATE,8'X12'X1" 1week \$32.90 4weeks \$131.60 W/ HOLE 12' SIDE	J188	Billed To	Tue 10/ 6/2020 12:30PM	\$131.60
1	STEPLA8121#0190	STEEL PLATE,8'X12'X1" 1week \$32.90 4weeks \$131.60 W/ HOLE 12' SIDE	J190	Billed To	Tue 10/ 6/2020 12:30PM	\$131.60
1	STEPLA8121#0249	STEEL PLATE,8'X12'X1" 1week \$32.90 4weeks \$131.60 W/ HOLE 12' SIDE	J249	Billed To	Tue 10/ 6/2020 12:30PM	\$131.60
1	STEPLA8121#0297	STEEL PLATE,8'X12'X1" 1week \$32.90 4weeks \$131.60 W/ HOLE 12' SIDE	J297	Billed To	Tue 10/ 6/2020 12:30PM	\$131.60
1	STEPLA8121#0003	STEEL PLATE,8'X12'X1" 1week \$32.90 4weeks \$131.60 W/ HOLE 12' SIDE	J003	Billed To	Tue 10/ 6/2020 12:30PM	\$131.60
1	STEPLA8121#0020	STEEL PLATE,8'X12'X1" 1week \$32.90 4weeks \$131.60 W/ HOLE 12' SIDE	J020	Billed To	Tue 10/ 6/2020 12:30PM	\$131.60
1	STEPLA8121#0043	STEEL PLATE,8'X12'X1" 1week \$32.90 4weeks \$131.60 W/ HOLE 12' SIDE	J043	Billed To	Tue 10/ 6/2020 12:30PM	\$131.60
1	STEPLA8121#0252	STEEL PLATE,8'X12'X1" 1week \$32.90 4weeks \$131.60 W/ HOLE 12' SIDE	J252	Billed To	Tue 10/ 6/2020 12:30PM	\$131.60
1	STEPLA8121#0210	STEEL PLATE,8'X12'X1" 1week \$32.90 4weeks \$131.60 W/ HOLE 12' SIDE	J210	Billed To	Tue 10/ 6/2020 12:30PM	\$131.60
1	JMARIN	DELIVERY MARIN CO		Sold		\$100.00

Rental Contract

Rental:	\$1,447.60
Delivery Charge:	\$100.00
Subtotal:	\$1,547.60
Marin 8.25%:	\$127.68
Total:	\$1,675.28
Paid:	\$0.00
Amount Due:	\$1,675.28



PO Box 4740
 Santa Rosa, CA 95402
 www.jimnirentals.com
 707-569-1600 Phone
 707-569-1700 Phone

Status: Continued

Invoice #: 69059A
 Invoice Date: Mon 10/ 5/2020
 Date Out: Mon 9/ 7/2020 8:00AM

Operator: Noa
 Terms: Net 30

Customer #: 149

MAGGIORA & GHILOTTI INC

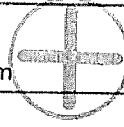
415-459-8640 Phone
 415-459-4884 Fax

555 DUBOIS STREET
 SAN RAFAEL, CA 94901

Job Descr: BELVEDERE, BEACH & COVE

Ordered By: ADAM 415 308-4958

Salesman: Matt Randall 707-495-8525 mrandall@jimnirentals.com



7266

Qty	Key	Items	Ser#	Status	Billed To	Price
1	SPRBAR60	SPREADER BAR 60" 1day \$3.50 1week \$10.50 4weeks \$31.50		Billed To	Mon 10/ 5/2020 8:00AM	\$31.50
1	STEPLA481#0064	STEEL PLATE,4'X8'X1" 1week \$14.70 4weeks \$58.80 W/ HOLE ON 4' SIDE	B064	Billed To	Mon 10/ 5/2020 8:00AM	\$58.80
1	STEPLA481#0066	STEEL PLATE,4'X8'X1" W/HOLES 1week \$14.70 4weeks \$58.80 W/ HOLE ON 4' SIDE	B066	Billed To	Mon 10/ 5/2020 8:00AM	\$58.80
1	STEPLA481#0196	STEEL PLATE,4'X8'X1" 1week \$14.70 4weeks \$58.80 W/ HOLE ON 4' SIDE	B196	Billed To	Mon 10/ 5/2020 8:00AM	\$58.80
1	STEPLA481#0121	STEEL PLATE,4'X8'X1" 1week \$14.70 4weeks \$58.80 W/ HOLE ON 4' SIDE	B121	Billed To	Mon 10/ 5/2020 8:00AM	\$58.80

Rental Contract

Rental:	\$266.70
Subtotal:	\$266.70
Marin 8.25%:	\$22.00
Total:	\$288.70
Paid:	\$0.00
Amount Due:	\$288.70



PO Box 4740
 Santa Rosa, CA 95402
 www.jimnirentals.com
 707-569-1600 Phone
 707-569-1700 Phone

Status: Continued

Invoice #: 69059B
 Invoice Date: Mon 11/ 2/2020
 Date Out: Mon 10/ 5/2020 8:00AM

Operator: Noa
 Terms: Net 30

Customer #: 149

MAGGIORA & GHILOTTI INC
 555 DUBOIS STREET
 SAN RAFAEL, CA 94901

415-459-8640 Phone
 415-459-4884 Fax

Job Descr: BELVEDERE, BEACH & COVE

Ordered By: ADAM 415 308-4958

Salesman: Matt Randall 707-495-8525 mrandall@jimnirentals.com

Qty	Key	Items	Ser#	Status	Billed To	Price
1	SPRBAR60	SPREADER BAR 60" 1day \$3.50 1week \$10.50 4weeks \$31.50		Billed To	Mon 11/ 2/2020 8:00AM	\$31.50
1	STEPLA481#0064	STEEL PLATE,4'X8'X1" 1week \$14.70 4weeks \$58.80 W/ HOLE ON 4' SIDE	B064	Billed To	Mon 11/ 2/2020 8:00AM	\$58.80
1	STEPLA481#0066	STEEL PLATE,4'X8'X1" W/HOLES 1week \$14.70 4weeks \$58.80 W/ HOLE ON 4' SIDE	B066	Billed To	Mon 11/ 2/2020 8:00AM	\$58.80
1	STEPLA481#0196	STEEL PLATE,4'X8'X1" 1week \$14.70 4weeks \$58.80 W/ HOLE ON 4' SIDE	B196	Billed To	Mon 11/ 2/2020 8:00AM	\$58.80
1	STEPLA481#0121	STEEL PLATE,4'X8'X1" 1week \$14.70 4weeks \$58.80 W/ HOLE ON 4' SIDE	B121	Billed To	Mon 11/ 2/2020 8:00AM	\$58.80

Rental Contract

Rental:	\$266.70
Subtotal:	\$266.70
Marin 8.25%:	\$22.00
Total:	\$288.70
Paid:	\$0.00
Amount Due:	\$288.70



PO Box 4740
 Santa Rosa, CA 95402
 www.jimnirentals.com
 707-569-1600 Phone
 707-569-1700 Phone

Status: Continued

Invoice #: 69476
 Invoice Date: Fri 10/ 2/2020
 Date Out: Fri 9/ 4/2020 9:00AM

Operator: Noa
 Terms: Net 30

Customer #: 149

MAGGIORA & GHILOTTI INC

415-459-8640 Phone
 415-459-4884 Fax

555 DUBOIS STREET
 SAN RAFAEL, CA 94901

Job Descr: BELVEDERE, BEACH & COVE



Ordered By: ADAM 415 308-4958
 Salesman: Matt Randall 707-495-8525 mrandall@jimnirentals.com

7716-X

Qty	Key	Items	Ser#	Status	Billed To	Price
1	SHI8204#332	SHIELD, 8"X20"X4" 1week \$420.00 4weeks \$1,260.00	N332	Billed To	Fri 10/ 2/2020 9:00AM	\$1,260.00
8	PIN210	PIN, SHIELD ROUND 2"X10"		Billed To	Fri 10/ 2/2020 9:00AM	\$0.00
4	SPRPIP842	SPREADER PIPE, 8"X42"		Billed To	Fri 10/ 2/2020 9:00AM	\$0.00
1	SLI412	SLING, 12' 4 LEG RED 1week \$24.50 4weeks \$73.50		Billed To	Fri 10/ 2/2020 9:00AM	\$73.50
1	MARIN	DELIVERY MARIN CO		Sold		\$100.00

Rental Contract

Rental:	\$1,333.50
Delivery Charge:	\$100.00
Subtotal:	\$1,433.50
Marin 8.25%:	\$118.26
Total:	\$1,551.76
Paid:	\$0.00
Amount Due:	\$1,551.76



PO Box 4740
 Santa Rosa, CA 95402
 www.jimnirentals.com
 707-569-1600 Phone
 707-569-1700 Phone

Status: Continued

Invoice #: 69477
 Invoice Date: Fri 10/ 2/2020
 Date Out: Fri 9/ 4/2020 9:00AM

Operator: Noa
 Terms: Net 30

Customer #: 149

MAGGIORA & GHILOTTI INC

 555 DUBOIS STREET
 SAN RAFAEL, CA 94901

415-459-8640 Phone
 415-459-4884 Fax

Job Descr: BELVEDERE, BEACH & COVE

Ordered By: ADAM 415 308-4958

Salesman: Matt Randall 707-495-8525 mrandall@jimnirentals.com

7716-X



Qty	Key	Items	Ser#	Status	Billed To	Price
1	STEPLA8121#0192	STEEL PLATE,8'X12'X1" W/HOLES 1week \$32.90 4weeks \$131.60 WITH HOLE IN 12' SIDE	J192	Billed To	Fri 10/ 2/2020 9:00AM	\$131.60
1	STEPLA8121#0064	STEEL PLATE,8'X12'X1" 1week \$32.90 4weeks \$131.60 WITH HOLE IN 12' SIDE	J064	Billed To	Fri 10/ 2/2020 9:00AM	\$131.60
1	STEPLA8121#0001	STEEL PLATE,8'X12'X1" 1week \$32.90 4weeks \$131.60 WITH HOLE IN 12' SIDE	J001	Billed To	Fri 10/ 2/2020 9:00AM	\$131.60
1	STEPLA8121#0150	STEEL PLATE,8'X12'X1" 1week \$32.90 4weeks \$131.60 WITH HOLE IN 12' SIDE	J150	Billed To	Fri 10/ 2/2020 9:00AM	\$131.60
1	STEPLA8121#0203	STEEL PLATE,8'X12'X1" 1week \$32.90 4weeks \$131.60 WITH HOLE IN 12' SIDE	J203	Billed To	Fri 10/ 2/2020 9:00AM	\$131.60
1	STEPLA8121#0149	STEEL PLATE,8'X12'X1" W/HOLES 1week \$32.90 4weeks \$131.60 WITH HOLE IN 12' SIDE	J149	Billed To	Fri 10/ 2/2020 9:00AM	\$131.60
1	STEPLA8121#0072	STEEL PLATE,8'X12'X1" W/HOLES 1week \$32.90 4weeks \$131.60 WITH HOLE IN 12' SIDE	J072	Billed To	Fri 10/ 2/2020 9:00AM	\$131.60
1	STEPLA8121#0157	STEEL PLATE,8'X12'X1" 1week \$32.90 4weeks \$131.60 WITH HOLE IN 12' SIDE	J157	Billed To	Fri 10/ 2/2020 9:00AM	\$131.60
1	STEPLA8121#0146	STEEL PLATE,8'X12'X1" 1week \$32.90 4weeks \$131.60 WITH HOLE IN 12' SIDE	J146	Billed To	Fri 10/ 2/2020 9:00AM	\$131.60
1	IMARIN	DELIVERY MARIN CO		Sold		\$0.00

Rental Contract

Rental:	\$1,184.40
Subtotal:	\$1,184.40
Marin 8.25%:	\$97.71
Total:	\$1,282.11
Paid:	\$0.00
Amount Due:	\$1,282.11



PO Box 4740
 Santa Rosa, CA 95402
 www.jimnirentals.com
 707-569-1600 Phone
 707-569-1700 Phone

Status: Continued

Invoice #: 69145A
 Invoice Date: Fri 10/ 9/2020
 Date Out: Thu 9/10/2020 10:30AM

Operator: Noa
 Terms: Net 30

Customer #: 149

MAGGIORA & GHILOTTI INC
 555 DUBOIS STREET
 SAN RAFAEL, CA 94901

415-459-8640 Phone
 415-459-4884 Fax

Job Descr: BELVEDERE, BEACH & COVE

Ordered By: ADAM 415 308-4958

Salesman: Matt Randall 707-495-8525 mrandall@jimnirentals.com

2216

Qty	Key	Items	Ser#	Status	Billed To	Price
1	STEPLA6101#0881	STEEL PLATE,6'X10'X1" 168Hrs \$28.00 1week \$28.00 4weeks \$112.00	E881	Billed To	Thu 10/ 8/2020 10:30AM	\$112.00
1	STEPLA6101#0359	STEEL PLATE,6'X10'X1" 168Hrs \$28.00 1week \$28.00 4weeks \$112.00	E359	Billed To	Thu 10/ 8/2020 10:30AM	\$112.00
1	STEPLA6101#0320	STEEL PLATE,6'X10'X1" 168Hrs \$28.00 1week \$28.00 4weeks \$112.00	E320	Billed To	Thu 10/ 8/2020 10:30AM	\$112.00
1	STEPLA6101#0421	STEEL PLATE,6'X10'X1" 168Hrs \$28.00 1week \$28.00 4weeks \$112.00	E421	Billed To	Thu 10/ 8/2020 10:30AM	\$112.00
1	STEPLA6101#0709	STEEL PLATE,6'X10'X1" 168Hrs \$28.00 1week \$28.00 4weeks \$112.00	E709	Billed To	Thu 10/ 8/2020 10:30AM	\$112.00
1	STEPLA6101#0590	STEEL PLATE,6'X10'X1" 168Hrs \$28.00 1week \$28.00 4weeks \$112.00	E590	Billed To	Thu 10/ 8/2020 10:30AM	\$112.00
1	STEPLA6101#0854	STEEL PLATE,6'X10'X1" 168Hrs \$28.00 1week \$28.00 4weeks \$112.00	E854	Billed To	Thu 10/ 8/2020 10:30AM	\$112.00
1	STEPLA6101#0182	STEEL PLATE,6'X10'X1" 168Hrs \$28.00 1week \$28.00 4weeks \$112.00	E182	Billed To	Thu 10/ 8/2020 10:30AM	\$112.00
1	STEPLA6101#0553	STEEL PLATE,6'X10'X1" 168Hrs \$28.00 1week \$28.00 4weeks \$112.00	E553	Billed To	Thu 10/ 8/2020 10:30AM	\$112.00
1	STEPLA6101#0156	STEEL PLATE,6'X10'X1" 168Hrs \$28.00 1week \$28.00 4weeks \$112.00	E156	Billed To	Thu 10/ 8/2020 10:30AM	\$112.00
1	STEPLA6101#0499	STEEL PLATE,6'X10'X1" 168Hrs \$28.00 1week \$28.00 4weeks \$112.00	E499	Billed To	Thu 10/ 8/2020 10:30AM	\$112.00
1	STEPLA6101#0044	STEEL PLATE,6'X10'X1" W/10' HOLE 168Hrs \$28.00 1week \$28.00 4weeks \$112.00	E044	Billed To	Thu 10/ 8/2020 10:30AM	\$112.00
1	STEPLA6101#0700	STEEL PLATE,6'X10'X1" 168Hrs \$28.00 1week \$28.00 4weeks \$112.00	E700	Billed To	Thu 10/ 8/2020 10:30AM	\$112.00
1	STEPLA6101#0266	STEEL PLATE,6'X10'X1" 168Hrs \$28.00 1week \$28.00 4weeks \$112.00	E266	Billed To	Thu 10/ 8/2020 10:30AM	\$112.00
1	STEPLA6101#0038	STEEL PLATE,6'X10'X1" 168Hrs \$28.00 1week \$28.00 4weeks \$112.00	E038	Billed To	Thu 10/ 8/2020 10:30AM	\$112.00

NON-SKID PLATES

Rental Contract

Rental:	\$1,680.00
Subtotal:	\$1,680.00
Marin 8.25%:	\$138.60
Total:	\$1,818.60
Paid:	\$0.00
Amount Due:	\$1,818.60



PO Box 4740
 Santa Rosa, CA 95402
 www.jimnirentals.com
 707-569-1600 Phone
 707-569-1700 Phone



Status: Closed

Invoice #: 69519A
 Invoice Date: Tue 11/ 3/2020
 Date Out: Wed 10/ 7/2020 8:00AM

Operator: Jim Eaton
 Terms: Net 30

Customer #: 149

MAGGIORA & GHILOTTI INC

415-459-8640 Phone
 415-459-4884 Fax

555 DUBOIS STREET
 SAN RAFAEL, CA 94901

Job Descr: BELVEDERE, BEACH & COVE

Ordered By: ADAM 415 308-4958

Salesman: Matt Randall 707-495-8525 mrandall@jimnirentals.com

Qty	Key	Items	Ser#	Status	Billed To	Price
1	STEPLA8121#0294	STEEL PLATE,8'X12'X1" 1week \$32.90 4weeks \$131.60 USED FOR 391	J294	Returned	Tue 10/20/2020 8:00AM	\$65.80
1	STEPLA8121#0086	STEEL PLATE,8'X12'X1" 1week \$32.90 4weeks \$131.60 USED FOR 98	J086	Returned	Tue 10/20/2020 8:00AM	\$65.80

Rental Contract

Rental:	\$131.60
Subtotal:	\$131.60
Marin 8.25%:	\$10.86
Total:	\$142.46
Paid:	\$0.00
Amount Due:	\$142.46



PO Box 4740
 Santa Rosa, CA 95402
 www.jimnirentals.com
 707-569-1600 Phone
 707-569-1700 Phone

Status: Closed

Invoice #: 69510A
 Invoice Date: Tue 11/ 3/2020
 Date Out: Wed 10/ 7/2020 8:00AM

Operator: Jim Eaton
 Terms: Net 30

Customer #: 149

MAGGIORA & GHILOTTI INC

415-459-8640 Phone
 415-459-4884 Fax

555 DUBOIS STREET
 SAN RAFAEL, CA 94901

Job Descr: BELVEDERE, BEACH & COVE

Ordered By: ADAM 415 308-4958

Salesman: Matt Randall 707-495-8525 mrandall@jimnirentals.com

Qty	Key	Items	Ser#	Status	Billed To	Price
9	SS53455	SHORE 5' 34-55 BLUE 1day \$7.70 1week \$22.40 4weeks \$67.20		Returned	Tue 10/27/2020 8:00AM	\$453.60
2	SS53455	SHORE 5' 34-55 BLUE 1day \$7.70 1week \$22.40 4weeks \$67.20		Returned	Wed 10/ 7/2020 8:00AM	\$0.00
23	SS53455	SHORE 5' 34-55 BLUE 1day \$7.70 1week \$22.40 4weeks \$67.20		Returned	Fri 10/ 9/2020 3:20PM	\$223.31

RECEIVED

NOV 04 2020

Maggiore & Ghilotti, Inc

Rental Contract

Rental:	\$676.91
Subtotal:	\$676.91
Marin 8.25%:	\$55.85
Total:	\$732.76
Paid:	\$0.00
Amount Due:	\$732.76



PO Box 4740
 Santa Rosa, CA 95402
 www.jimnirentals.com
 707-569-1600 Phone
 707-569-1700 Phone

Status: Continued

Invoice #: 69537A
 Invoice Date: Wed 11/ 4/2020
 Date Out: Wed 10/ 7/2020 2:00PM



Operator: Noa
 Terms: Net 30

Customer #: 149

MAGGIORA & GHILOTTI INC
 555 DUBOIS STREET
 SAN RAFAEL, CA 94901

415-459-8640 Phone
 415-459-4884 Fax

Job Descr: BELVEDERE, BEACH & COVE

Ordered By: ADAM 415 308-4958

Salesman: Matt Randall 707-495-8525 mrandall@jimnirentals.com

Qty	Key	Items	Ser#	Status	Billed To	Price
1	STEPLA8121#0243	STEEL PLATE,8'X12'X1" 1week \$32.90 4weeks \$131.60	J243	Returned	Wed 10/ 7/2020 4:00PM	\$0.00
1	STEPLA8121#0241	STEEL PLATE,8'X12'X1" 1week \$32.90 4weeks \$131.60	J241	Returned	Wed 10/ 7/2020 4:00PM	\$0.00
1	STEPLA8121#0142	STEEL PLATE,8'X12'X1" W/HOLES 1week \$32.90 4weeks \$131.60	J142	Returned	Wed 10/ 7/2020 4:00PM	\$0.00
1	STEPLA8121#0162	STEEL PLATE,8'X12'X1" 1week \$32.90 4weeks \$131.60	J162	Billed To	Wed 11/ 4/2020 2:00PM	\$131.60
1	STEPLA8121#0168	STEEL PLATE,8'X12'X1" 1week \$32.90 4weeks \$131.60	J168	Returned	Wed 10/ 7/2020 4:00PM	\$0.00
1	STEPLA8121#0189	STEEL PLATE,8'X12'X1" 1week \$32.90 4weeks \$131.60	J189	Returned	Wed 10/ 7/2020 4:00PM	\$0.00
1	STEPLA8121#0231	STEEL PLATE,8'X12'X1" 1week \$32.90 4weeks \$131.60	J231	Returned	Wed 10/ 7/2020 4:00PM	\$0.00
1	STEPLA8121#0254	STEEL PLATE,8'X12'X1" 1week \$32.90 4weeks \$131.60	J254	Returned	Tue 10/20/2020 2:00PM	\$65.80
1	STEPLA8121#0282	STEEL PLATE,8'X12'X1" W/HOLES 1week \$32.90 4weeks \$131.60	J282	Returned	Wed 10/ 7/2020 4:00PM	\$0.00
1	STEPLA8121#0090	STEEL PLATE,8'X12'X1" W/HOLES 1week \$32.90 4weeks \$131.60	J090	Returned	Wed 10/ 7/2020 4:00PM	\$0.00
1	STEPLA8121#0153	STEEL PLATE,8'X12'X1" 1week \$32.90 4weeks \$131.60	J153	Returned	Wed 10/ 7/2020 4:00PM	\$0.00
1	STEPLA8121#0321	STEEL PLATE,8'X12'X1" 1week \$32.90 4weeks \$131.60	J321	Returned	Wed 10/ 7/2020 4:00PM	\$0.00

W/ HOLE 12' SIDE

Rental Contract

Rental:	\$197.40
Subtotal:	\$197.40
Marin 8.25%:	\$16.29
Total:	\$213.69
Paid:	\$0.00
Amount Due:	\$213.69

DAILY EXTRA WORK REPORT

SANITARY DISTRICT #5	Change Order 007
Contractor Job: 7716 - COVE RD FORCE MAIN REPLACEMENT	Billing Number 62.0
Work Performed By: Maggiora and Ghilotti, Inc.	Report Date 11/24/2020
Description of Work: REMOVE 3 ROUND PIERS FROM TRENCH	Perform Date 11/11/2020

Labor Charges									Labor Charges	
Craft/Level	Employee Name	RT Hrs	OT Hrs	Subs Units	RT Rate	OT Rate	Subs Rate	Extended	RT Labor	
L01	LBR G3	A Dagler	2.00		72.820			145.640	SC 10.00%	99.17
L02	OE G2	S Hubert	2.00		76.870			153.740	OT Labor	0.00
L03	LBR G3	J Anguiano	2.00		60.360			120.720		
L04	LBR G3	G Velarde	2.00		60.470			120.940	Subtotal Labor	1,090.91
L05	LBR G3	E Aaron	2.00		61.350			122.700	Subsistence	0.00
L06	TMS G3	R Westmoreland	2.00		64.640			129.280	Other Expenses	0.00
L07	TMS G3	W Sanford	2.00		64.640			129.280	MU 35.00%	381.82
L08	TMS G3	B Garcia	1.00		69.440			69.440	Labor Total	1,472.73

Equipment Charges											Equipment Charges		
Equipment ID	Class	Make	Model	A1	A2	RT Hrs	OT Hrs	RT Rate	OT Rate	Delay Factor	Extended	Subtotal	
E01	PT60	TRUCK	T&T	06-12		2.00		31.000			62.000	867.81	
E02	FT53	TRUCK	T&T	20-28		2.00		42.490			84.980	130.17	MU 15.00%
E03	EX47	HCECL	CAT	315F		2.00		55.410			110.820	997.98	Equipment Total
E04	L37	LDRRT	CAT	2070G	C2	2.00		89.110			178.220		
E05	TT-TR	TRUON	TRUN	5AXL		2.00		90.060			180.120		
E06	TT-TR	TRUON	TRUN	5AXL		2.00		90.060			180.120		
E07	BT5	TRUON	TRUN	3AXL		1.00		71.550			71.550		

	Activity Total	2,470.71
	Work Total	2,470.71
	Bill Subtotal	2,470.71

<p style="text-align: center;">For Owner/Resident Engineer's Use Only</p> <p> <input type="checkbox"/> New Bill <input type="checkbox"/> Approved for Payment Date of Action: _____ <input type="checkbox"/> Resubmittal <input type="checkbox"/> Returned for Correction Date Received: _____ </p>	<p>Accepted:</p> <p>Customer: _____ Date: _____</p> <p>Contractor: _____ Date: _____</p>	<p>Bill Total + 2,470.71</p>
---	--	-------------------------------------

DAILY REPORT : 005366
 MAGGIORA & GHILOTTI, INC.
 DAY: *Wednesday*
 DATE: *11-11-30*
 FOREMAN: *Daglo*



FORCE ACCOUNT : YES NO
 Owners (Representative) Signature _____
 M&G Representative Signature _____

EMPLOYEE NAME	TOTALS		JOB # 776		JOB # 776-X		JOB # 7676		JOB # 7710		START		LUNCH BREAK		FINISH	
	ST	OT	ST	OT	ST	OT	ST	OT	ST	OT	IN	OUT	IN	OUT		
1. <i>Daglo</i>	8	.5	6	.5	2						7:30	12	12:30	4:30		
2. <i>Hubert</i>	8		6		2						8	12	12:30	4:30		
3. <i>Angelino</i>	8	.5	6	.5	2						7:30	12	12:30	4:30		
4. <i>Retardo</i>	8		6		2						8	12	12:30	4:30		
5. <i>Agren</i>	8		6		2						8	12	12:30	4:30		
6. <i>Wynnekehd</i>	8	1	6	1	2						7:30	12	12:30	5		
7. <i>Schferd</i>	8	1.5	6	1.5	2						7:30	12:00	12:30	5		
8. <i>Curran</i>	8	1				1	4		4		6:30	12:00	12:30	4:00		
9. <i>Planteaux</i>	8	1	4	.5			4	.5			6:00	12:00	12:30	3:30		
10.																
11.																
12.																
13.																
14.																
15.																
16.																
17.																
18.																

M&G EQUIPMENT ID#					
1.	<i>PT-60</i>	8	6	2	
2.	<i>ET-53</i>	8	6	2	
3.	<i>EX-47</i>	8	6	2	
4.	<i>L-37</i>	4	2	2	
5.	<i>PT-28</i>	8	6	2	
6.	<i>ET-26</i>	8	6	2	
7.	<i>BT-5</i>	1		1	
8.	<i>TI-31/TRA-67</i>	8		4	4
9.					
10.					
11.					
12.					
13.					
14.					
15.					
16.					
17.					
18.					

Meetings
 Tailgate Yes No
 J.H.A. Yes No
 Onsite: Yes No
 Notes: _____

Traffic
 On Street Yes No
 Control Yes No
 Flagger Yes No
 TCP Yes No
 In Compliance Yes No
 Type (Check all that apply)
 Lane Shift
 Lane Closure
 Single Lane Alternating
 Road Closed
 Other (Describe)

RENTED EQUIPMENT			
1.			
2.			
3.			
4.			

Force Account Notes / Comments:
*Time to remove 3 round piers
 Palm trench -
 Strong oil smell
 and coating -
 debris box
 brought to site
 to contain
 hazardous used*

MATERIALS			
1.			
2.			
3.			
4.			
5.			
6.			
7.			
8.			

DAILY EXTRA WORK REPORT

SANITARY DISTRICT #5 Contractor Job: 7716 - COVE RD FORCE MAIN REPLACEMENT Work Performed By: Maggiora and Ghilotti, Inc. Description of Work: WRAP OIL COVERED POSTS IN PLASTIC										Change Order 007 Billing Number 63.0 Report Date 11/24/2020 Perform Date 11/13/2020	
Labor Charges										Labor Charges	
Craft/Level	Employee Name	RT Hrs	OT Hrs	Subs Units	RT Rate	OT Rate	Subs Rate	Extended			
L01 LBR G3	A Dagler	1.00			72.820			72.820		RT Labor	193.65
L02 LBR G3	J Anguiano	1.00			60.360			60.360		SC 10.00%	19.37
L03 LBR G3	G Velarde	1.00			60.470			60.470		OT Labor	0.00
Equipment Charges										Subtotal Labor 213.02	
Equipment ID	Class	Make	Model	A1	A2	RT Hrs	OT Hrs	RT Rate	OT Rate	Delay Factor	Extended
E01 PT60	TRUCK	T&TT	06-12			1.00		31.000			31.000
E02 BH34	LDRRT	DEER	2508J	C2		1.00		71.940			71.940
										Subsistence 0.00	
										Other Expenses 0.00	
										MU 35.00% 74.56	
										Labor Total 287.58	
										Equipment Charges	
										Subtotal 102.94	
										MU 15.00% 15.44	
										Equipment Total 118.38	
										Material Charges	
										Activity Total 405.96	
										Work Total 405.96	
										Bill Subtotal 405.96	
For Owner/Resident Engineer's Use Only <input type="checkbox"/> New Bill <input type="checkbox"/> Approved for Payment Date of Action: <input type="checkbox"/> Resubmittal <input type="checkbox"/> Returned for Correction Date Received:										Accepted: Customer: _____ Date: _____ Contractor: _____ Date: _____	
										Bill Total + 405.96	

DAILY EXTRA WORK REPORT

SANITARY DISTRICT #5										Change Order 007		
Contractor Job: 7716 - COVE RD FORCE MAIN REPLACEMENT										Billing Number 64.0		
Work Performed By: Maggiora and Ghilotti, Inc.										Report Date 11/24/2020		
Description of Work: DEMO AND REMOVE MH ON TIBURON BLVD/ TEMP SEWER HOOKUP										Perform Date 11/20/2020		
Labor Charges										Labor Charges		
Craft/Level	Employee Name	RT Hrs	OT Hrs	Subs Units	RT Rate	OT Rate	Subs Rate	Extended				
L01	LBR G3	A Dagler	4.00		72.820			291.280	RT Labor	1,463.40		
L02	OE G2	S Hubert	4.00		76.870			307.480	SC 10.00%	146.34		
L03	LBR G3	J Anguiano	4.00		60.360			241.440	OT Labor	0.00		
L04	LBR G3	J Otten	4.00		63.360			253.440	Subtotal Labor	1,609.74		
L05	LBR G3	J Ayala	4.00		58.360			233.440	Subsistence	0.00		
L06	CMTMS A1	F Martinez	4.00		34.080			136.320	Other Expenses	0.00		
										MU 35.00%	563.41	
										Labor Total	2,173.15	
Equipment Charges										Equipment Charges		
Equipment ID	Class	Make	Model	A1	A2	RT Hrs	OT Hrs	RT Rate	OT Rate	Delay Factor	Extended	
E01	PT60	TRUCK T&TT	06-12			4.00		31.000			124.000	
E02	FT53	TRUCK T&TT	20-28			4.00		42.490			169.960	
E03	DT48	TRUON TRUN	2AXL			4.00		54.690			218.760	
E04	EX47	HCECL CAT	315F			4.00		55.410			221.640	
										Subtotal	734.36	
										MU 15.00%	110.15	
										Equipment Total	844.51	
Material/Specialist Work/Lump Sum or Unit Price Payment										Material Charges		
Number	Date	Vendor Name and Description					Units	Unit Price	Extended			
M01	1672990	11/20/2020	Marin Resource Recovery / DUMP FEE					1.000	LS	86.00000	86.00	
M02	30543207	11/20/2020	Water Components / COUPLING					1.000	LS	157.28000	157.28	
										Subtotal	243.28	
										MU 15.00%	36.49	
										Material Total	279.77	
										Activity Total	3,297.43	
										Work Total	3,297.43	
										Bill Subtotal	3,297.43	
For Owner/Resident Engineer's Use Only										Accepted:		
<input type="checkbox"/> New Bill	<input type="checkbox"/> Approved for Payment	Date of Action:					Customer:		Date:			
<input type="checkbox"/> Resubmittal	<input type="checkbox"/> Returned for Correction	Date Received:					Contractor:		Date:		Bill Total + 3,297.43	

DAILY REPORT : 005373

MAGGIORA & GHILOTTI, INC.

DAY: Friday

DATE: 11-20-20

FOREMAN: Dagler



FORCE ACCOUNT : YES NO

Owners (Representative) Signature

M&G Representative Signature

EMPLOYEE	TOTALS		JOB #		JOB #		JOB #		JOB #		START	LUNCH BREAK		FINISH
	ST	OT	ST	OT	ST	OT	ST	OT	ST	OT		IN	OUT	
1. Dagler	8		4		4						8	12	12:30	4:30
2. Hubert	8		4		4						8	12	12:30	4:30
3. Anguino	8		4		4						7:30	12	12:30	4
4. Otten	8		4		4						7:30	12	12:30	4:30
5. Arzola	6.5		2.5		4						7:30			2
6. Martinez	8		4		4						8	12	12:30	4:30
7.														
8.														
9.														
10.														
11.														
12.														
13.														
14.														
15.														
16.														
17.														
18.														

M&G EQUIPMENT ID#		ST	OT	ST	OT	ST	OT	ST	OT	ST	OT
1.	PT-60	8		4		4					
2.	FT-53	8		4		4					
3.	DT-48	8		4		4					
4.	ET-47	8		4		4					
5.											
6.											
7.											
8.											
9.											
10.											
11.											
12.											
13.											
14.											
15.											
16.											
17.											
18.											

Meetings

Tailgate Yes No

J.H.A. Yes No

Onsite: Yes No

Notes: _____

Traffic

On Street Yes No

Control Yes No

Flagging Yes No

TCP Yes No

In Compliance Yes No

Type (Check all that apply)

Lane Shift

Lane Closure

Single Lane Alternating

Road Closed

Other (Describe)

RENTED EQUIPMENT		ST	OT	ST	OT	ST	OT	ST	OT	ST	OT
1.	#1 Valdivia										
2.	#2 Valdivia										
3.	no tags yet!										
4.											

MATERIALS		ST	OT	ST	OT	ST	OT	ST	OT	ST	OT
1.	MRRC 1672950										
2.	WCBS 30543207										
3.											
4.											
5.											
6.											
7.											
8.											

Force Account Notes / Comments

Demo and remove MH on Tiburon Blvd as directed by Mark Wilson

Temporary sewer hook up

WCBS

water components & building supply, inc.

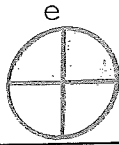
P.O. Box 10007
San Rafael, CA 94912
www.watercomponents.com
Phone 415 451-1780
FAX 415 451-1786

INVOICE

30543207

BILL TO:

MAGGIORA GHILOTTI
555 DUBOIS
SAN RAFAEL, CA 94901
Phone: 415-459-8640



SHIP TO:

MAGGIORA GHILOTTI
555 DUBOIS
SAN RAFAEL, CA 94901

e

INVOICE DATE	YOUR ORDER NO	TERMS	SALES PERSON
11/20/20	7716 -X	2% 10TH/NET 30 D	Pete

Quantity	Description	Price	Amount
1	MARMAC COUPLING 15"HDPE-15"CMF	144.286	144.29 T

INVOICE

THANK YOU

Received by: _____ Print Name: _____
Delivered by: _____ Date/Time: _____

Sub-Total:	144.29
Shipping:	0.00
Tax: [9%]:	12.99 *
Total:	157.28
Paid:	0.00
Amount Due:	157.28

Water Components & Building Supply, Inc. will not accept any product returns after the 90th day following the sale. Any returns within 90 days of sale will be subject to a restocking fee. Interest on accounts 30 days old accrues at the rate of 1.5% per month. Actual attorney's fees and cost shall be paid to the prevailing party in any action to collect any unpaid balance.

Adam

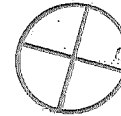
WEIGHMASTER CERTIFICATE

THIS IS TO CERTIFY that the following described commodity was weighed, measured, or counted by a weighmaster whose signature is on this certificate, who is a recognized authority of accuracy, as prescribed by Chapter 7 (commencing with Section 12700) of Division 5 of the California Business and Professions Code, administered by the Division of Measurement Standards of the California Department of Food and Agriculture.

SYSTEM GENERATED MARIN RESOURCE RECOVERY Date: 11/20/20
Ticket# 1678990 565 JACOBY ST In: 2:29 PM
SAN RAFAEL CA 94901 Out: 2:29 PM
Operator MICARLOS

Dust# 02-0000342 Vehicle ID: MAG/GHILOTTI Tare:
MAGGIORA & GHILOTTI INC Trailer/Box ID: Tare:
555 DU BOIS ST Drivers:
SAN RAFAEL CA 94901 Origin:MATB TIBURON

Comment: JOB 7716/DRVR JAY -X



Material	Qty	Gross Wgt	Tare Wgt	Net Wgt
MINIMUM	1.00	28380 LB B	14480 LB B	13900 LB

RECEIVED

Tot NOV 23 2020 \$6.00

Maggiore & Ghilotti, Inc

Driver Signature _____ Weighmaster Signature _____

Weight Codes: M=Manual, T=Stored Tare, A/B = Scale

DAILY EXTRA WORK REPORT

SANITARY DISTRICT #5		Change Order	007
Contractor Job: 7716 - COVE RD FORCE MAIN REPLACEMENT		Billing Number	65.0
Work Performed By: Maggiora and Ghilotti, Inc.		Report Date	12/01/2020
Description of Work: REMOVE 2 ROUND PIERS FROM PIPE ALIGNMENT		Perform Date	11/24/2020

Labor Charges										Labor Charges	
Craft/Level	Employee Name	RT Hrs	OT Hrs	Subs Units	RT Rate	OT Rate	Subs Rate	Extended			
L01	LBR G3	A Dagler	2.00		72.820			145.640	RT Labor		919.74
L02	OE G2	S Hubert	2.00		76.870			153.740	SC 10.00%		91.97
L03	LBR G3	J Otten	2.00		63.360			126.720	OT Labor		0.00
L04	LBR G3	J Anguiano	2.00		60.360			120.720	Subtotal Labor		1,011.71
L05	LBR G3	G Velarde	2.00		60.470			120.940	Subsistence		0.00
L06	LBR G3	E Aaron	2.00		61.350			122.700	Other Expenses		0.00
L07	TMS G3	W Sanford	2.00		64.640			129.280	MU 35.00%		354.10
										Labor Total	1,365.81

Equipment Charges												Equipment Charges	
Equipment ID	Class	Make	Model	A1	A2	RT Hrs	OT Hrs	RT Rate	OT Rate	Delay Factor	Extended		
E01	PT60	TRUCK T&TT	06-12			2.00		31.000			62.000	Subtotal	528.44
E02	FT53	TRUCK T&TT	20-28			2.00		42.490			84.980	MU 15.00%	79.27
E03	DT35	TRUON TRUN	4AXL			2.00		80.630			161.260	Equipment Total	607.71
E04	EX47	HCECL CAT	315F			2.00		55.410			110.820		
E05	DT44	TRUON TRUN	2AXL			2.00		54.690			109.380		

Material Charges											
											1,973.52
											1,973.52
											1,973.52
											1,973.52

For Owner/Resident Engineer's Use Only						Accepted:		
<input type="checkbox"/> New Bill	<input type="checkbox"/> Approved for Payment	Date of Action:		Customer:		Date:		
<input type="checkbox"/> Resubmittal	<input type="checkbox"/> Returned for Correction	Date Received:		Contractor:		Date:		Bill Total + 1,973.52

DAILY EXTRA WORK REPORT

SANITARY DISTRICT #5		Change Order	001
Contractor Job: 7716 - COVE RD FORCE MAIN REPLACEMENT		Billing Number	66.0
Work Performed By: Maggiora and Ghilotti, Inc.		Report Date	12/15/2020
Description of Work: OPEN CUT OF 16" SSFM ON TIBURON BLVD		Perform Date	12/01/2020

Labor Charges								
Craft/Level	Employee Name	RT Hrs	OT Hrs	Subs Units	RT Rate	OT Rate	Subs Rate	Extended
L01	LBR G3	A Dagler	8.00	0.50	72.820	96.325		630.723
L02	OE G2	S Hubert	8.00		76.870			614.960
L03	LBR G3	E Aaron	8.00	0.50	61.350	79.120		530.360
L04	LBR G3	J Anguiano	8.00	0.50	60.360	77.635		521.698
L05	LBR G3	J Ayala	8.00		58.360			466.880
L06	LBR G3	N Dexter	8.00		58.360			466.880
L07	TMS G3	W HANSEN	6.00	0.50	64.640	81.765		428.723

Labor Charges	
RT Labor	3,492.80
SC 10.00%	349.28
OT Labor	167.42
SC 10.00%	16.74
Subtotal Labor	4,026.24
Subsistence	0.00
Other Expenses	0.00
MU 35.00%	1,409.18
Labor Total	5,435.42

Equipment Charges											
Equipment ID	Class	Make	Model	A1	A2	RT Hrs	OT Hrs	RT Rate	OT Rate	Delay Factor	Extended
E01	PT60	TRUCK	T&TT	06-12		8.00		31.000			248.000
E02	FT50	TRUCK	T&TT	20-28		8.00		42.490			339.920
E03	EX47	HCECL	CAT	315F		8.00		55.410			443.280
E04	L37	LDRRT	CAT	2070G	C2	4.00		89.110			356.440
E05	BH34	LDRRT	DEER	2508J	C2	2.00		71.940			143.880
E06	EX42	HCECL	CAT	3055EC		4.00		36.570			146.280

Equipment Charges	
Subtotal	1,677.80
MU 15.00%	251.67
Equipment Total	1,929.47

Material/Specialist Work/Lump Sum or Unit Price Payment						
Number	Date	Vendor Name and Description	Units	Unit Price	Extended	
M01 4548	12/01/2020	VALDIVIA TRUCKING / 53754	1.000	LS 813.00000	813.00	

Material Charges	
Subtotal	813.00
MU 15.00%	121.95
Material Total	934.95

--

Activity Total	8,299.84
Work Total	8,299.84
Bill Subtotal	8,299.84

For Owner/Resident Engineer's Use Only				Accepted:		
<input type="checkbox"/> New Bill	<input type="checkbox"/> Approved for Payment	Date of Action:		<i>Customer:</i>	<i>Date:</i>	
<input type="checkbox"/> Resubmittal	<input type="checkbox"/> Returned for Correction	Date Received:		<i>Contractor:</i>	<i>Date:</i>	
						Bill Total + 8,299.84

DAILY REPORT : 005379

MAGGIORA & GHILOTTI, INC.

DAY: *Tuesday*

DATE: *12/1/20*

FOREMAN: *Dagler*



FORCE ACCOUNT : YES NO

Owners (Representative) Signature

x

M&G Representative Signature

x

EMPLOYEE	NAME	TOTALS		JOB #		JOB #		JOB #		JOB #		START		LUNCH BREAK		FINIS	
		ST	OT	ST	OT	ST	OT	ST	OT	ST	OT	IN	OUT	IN	OUT		
1.	<i>Dagler</i>	8	.5	8	.5							7:30	12	12:30	4:30		
2.	<i>Hyber +</i>	8		8								8	12	12:30	4:30		
3.	<i>Agren</i>	8	.5	8	.5							7:30	12	12:30	4:30		
4.	<i>Anguino</i>	8	.5	8	.5							7:30	12	12:30	4:30		
5.	<i>Ayala</i>	8		8								8	12	12:30	4:30		
6.	<i>Dexter</i>	8		8								8	12	12:30	4:30		
7.	<i>Hansen 6.5</i>	8		8	.5							8	12	12:30	4:30		
8.	<i>Otten</i>	8		8		8						8	12	12:30	3		
9.																	
10.																	
11.																	
12.																	
13.																	
14.																	
15.																	
16.																	
17.																	
18.																	

M&G EQUIPMENT ID#		ST	OT
1.	<i>PT-60</i>	8	8
2.	<i>FT-50</i>	8	8
3.	<i>EX-47</i>	8	8
4.	<i>L-37</i>	4	4
5.	<i>BH-34</i>	2	2
6.	<i>EX-42</i>	4	4
7.			
8.			
9.			
10.			
11.			
12.			
13.			
14.			
15.			
16.			
17.			
18.			

Meetings

Tailgate Yes No

J.H.A. Yes No

Onsite: Yes No

Notes: _____

Traffic

On Street Yes No

Control Yes No

Flagging Yes No

TCP Yes No

In Compliance Yes No

Type (Check all that apply)

Lane Shift

Lane Closure

Single Lane Alternating

Road Closed

Other (Describe)

RENTED EQUIPMENT	
1.	<i>Valdivia 53754</i> ✓
2.	
3.	
4.	

MATERIALS	
1.	<i>Dutra 515421</i> ✓
2.	<i>Shamrock 192559</i> ✓
3.	
4.	
5.	
6.	
7.	
8.	

Force Account Notes / Comments

Open cut of 16" SSFM on Tiburon Blvd - Digging thru buried pipe - Type rock - Hammer rock and excavate - place shoring



254 Colgan Avenue Santa Rosa, CA 95404
 Main Office: 707.836.4124
 Billing: 707.478.8665 Fax: 707.837.2981

Invoice	
Invoice #	Date
4548	12/15/20

Customer PO #	Salesman	Period Ending	Payment Terms	Job
		12/01/20	Net 30	6137-Blnkt.R 20 -Sonoma,Marin,Napa,

Date	Ticket #	Tractor	Qty	Units	Description	Rate	Amount	Tax
12/01	52468	RV20	6.80	Hours	Richmond -R2	\$130.00	\$884.00	<input type="checkbox"/>
12/01	52468	RV20	1.00	Hours	Tolls 5	\$26.00	\$26.00	<input type="checkbox"/>
12/01	53754	RV8	6.00	Hours	Richmond -R1	\$125.00	\$750.00	<input type="checkbox"/>
12/01	53754	RV8	3.00	Hours	Tolls 4	\$21.00	\$63.00	<input type="checkbox"/>

Totals
16.8 Hours

Tax: \$0.00

Invoice Total **\$1,723.00**

Please Pay **\$1,723.00**

RECEIVED

DEC 18 2020

Maggiora & Ghilotti, Inc

Payment Due: **01/14/21**

Bill to Customer: 1039

Comments:

Maggiora & Ghilotti Inc.
 555 DuBois Street
 San Rafael, CA 94901

4548

DAILY EXTRA WORK REPORT

SANITARY DISTRICT #5 Contractor Job: 7716 - COVE RD FORCE MAIN REPLACEMENT Work Performed By: Maggiora and Ghilotti, Inc. Description of Work: DIGGING IN BURIED RIPRAP ON TIBURON BLVD											Change Order 001 Billing Number 67.0 Report Date 12/15/2020 Perform Date 12/02/2020		
Labor Charges											Labor Charges		
Craft/Level	Employee Name	RT Hrs	OT Hrs	Subs Units	RT Rate	OT Rate	Subs Rate	Extended			RT Labor	1,597.80	
L01 LBR G3	A Dagler	2.50			72.820			182.050			SC 10.00%	159.78	
L02 OE G2	S Hubert	2.50			76.870			192.175			OT Labor	0.00	
L03 LBR G3	E Aaron	2.50			61.350			153.375			Subtotal Labor	1,757.58	
L04 LBR G3	J Anguiano	2.50			60.360			150.900			Subsistence	0.00	
L05 LBR G3	J Otten	2.50			63.360			158.400			Other Expenses	0.00	
L06 LBR G3	J Ayala	2.50			58.360			145.900			MU 35.00%	615.15	
L07 LBR G3	N Dexter	2.50			58.360			145.900			Labor Total	2,372.73	
L08 LBR G3	J Lemar	2.50			58.360			145.900			Equipment Charges		
L09 TMS G3	W Sanford	2.50			64.640			161.600			Subtotal	1,129.77	
L10 TMS G3	R Westmoreland	2.50			64.640			161.600			MU 15.00%	169.47	
Equipment Charges													
Equipment ID	Class	Make	Model	A1	A2	RT Hrs	OT Hrs	RT Rate	OT Rate	Delay Factor	Extended		
E01 PT60	TRUCK T&TT	06-12				2.50		31.000			77.500	Equipment Total	
E02 FT50	TRUCK T&TT	20-28				2.50		42.490			106.225	1,299.24	
E03 TT-TR	TRUON TRUN	5AXL				2.50		90.060			225.150	Material Charges	
E04 TT-TR	TRUON TRUN	5AXL				2.50		90.060			225.150		
E05 EX47	HCECL CAT	315F				2.50		55.410			138.525		
E06 L37	LDRRT CAT	2070G	C2			2.50		89.110			222.775		
E07 EX42	HCECL CAT	3055EC				2.50		36.570			91.425		
E08 H8	HAMMRNPK	0795				2.50		17.200			43.000		
											Activity Total		3,671.97
											Work Total		3,671.97
											Bill Subtotal		3,671.97
For Owner/Resident Engineer's Use Only											Accepted:		
<input type="checkbox"/> New Bill	<input type="checkbox"/> Approved for Payment	Date of Action:		Customer:				Date:					
<input type="checkbox"/> Resubmittal	<input type="checkbox"/> Returned for Correction	Date Received:		Contractor:				Date:		Bill Total + 3,671.97			

DAILY REPORT : 005380
 MAGGIORA & GHILOTTI, INC.
 DAY: Wednesday
 DATE: 12-2-26
 FOREMAN: Dagler



FORCE ACCOUNT : YES NO
 Owners (Representative) Signat
 x
 M&G Representative Signatur
 x

EMPLOYEE	TOTALS		JOB #		JOB #		JOB #		JOB #		START		LUNCH BREAK		FIL
	ST	OT	ST	OT	ST	OT	ST	OT	ST	OT	IN	OUT	IN	OUT	
1. Dagler	8	.5	5.5	2.5							7	12	12:30		
2. Hubert	8		5.5	2.5							8	13	12:30		4
3. Aaron	8	.5	5.5	2.5							7	12	12:30		
4. Anguilano	8	.5	5.5	2.5							7	12	12:30		
5. Offen	8		5.5	2.5							8	12	12:30		4
6. Ayala	8		5.5	2.5							8	12	12:30		4
7. Dexter	8		5.5	2.5							8	12	12:30		4
8. Lemar	8		5.5	2.5							8	12	12:30		4
9. Sanfer d	8		5.5	2.5							8:30	12	12:30		3
10. Westmoreland	8		5.5	2.5							8	12	12:30		4
11.															
12.															
13.															
14.															
15.															
16.															
17.															
18.															

M&G EQUIPMENT ID#				
1.	Pt-60	8	5.5	2.5
2.	Ft-50	8	5.5	2.5
3.	Tt 28	8	5.5	2.5
4.	Tt 26	8	5.5	2.5
5.	EX-47	8	5.5	2.5
6.	L-27	4	1.5	2.5
7.	EX 42	2.5		2.5
8.	EX 42 hammer	2.5		2.5
9.				
10.				
11.				
12.				
13.				
14.				
15.				
16.				
17.				
18.				

Meetings
 Tailgate Yes No
 J.H.A. Yes No
 Onsite: Yes No
 Notes:

Traffic
 On Street Yes No
 Control Yes No
 Flagging Yes No
 TCP Yes No
 In Compliance Yes No
 Type (Check all that apply)
 Lane Shift
 Lane Closure
 Single Lane Alternating
 Road Closed
 Other (Describe)

RENTED EQUIPMENT				
1.				
2.				
3.				
4.				

MATERIALS				
1.	WCBs 30543857			
2.	30543878			
3.				
4.				
5.				
6.				
7.				
8.				

Force Account Notes / Com
 Digging in
 buried pipe on
 on Tiburon Blk
 @ the traffic
 circle - Hammer
 and excavator
 until 10:30am
 when we get
 of it

DAILY EXTRA WORK REPORT

SANITARY DISTRICT #5 Contractor Job: 7716 - COVE RD FORCE MAIN REPLACEMENT Work Performed By: Maggiora and Ghilotti, Inc. Description of Work: REMOVE BEACH GRAVEL							Change Order 001 Billing Number 68.0 Report Date 12/15/2020 Perform Date 12/09/2020						
Labor Charges							Labor Charges						
Craft/Level	Employee Name	RT Hrs	OT Hrs	Subs Units	RT Rate	OT Rate	Subs Rate	Extended	RT Labor	1,276.68			
L01	LBR G3 A Dagler	2.00			72.820			145.640	SC 10.00%	127.67			
L02	OE G2 S Hubert	2.00			76.870			153.740	OT Labor	0.00			
L03	LBR G3 J Anguiano	2.00			60.360			120.720					
L04	LBR G3 E Aaron	2.00			61.350			122.700	Subtotal Labor	1,404.35			
L05	LBR G3 G Velarde	4.00			60.470			241.880	Subsistence	0.00			
L06	LBR G3 N Dexter	2.00			58.360			116.720	Other Expenses	0.00			
L07	TMS G3 M Gil	2.00			64.640			129.280	MU 35.00%	491.52			
L08	LBR G3 J Lemar	2.00			58.360			116.720	Labor Total	1,895.87			
L09	TMS G3 P Hanrahan	2.00			64.640			129.280					
Equipment Charges							Equipment Charges						
Equipment ID	Class	Make	Model	A1	A2	RT Hrs	OT Hrs	RT Rate	OT Rate	Delay Factor	Extended	Subtotal	654.78
E01	PT60	TRUCK T&TT	06-12			2.00		31.000			62.000	MU 15.00%	98.22
E02	FT50	TRUCK T&TT	20-28			2.00		42.490			84.980	Equipment Total	753.00
E03	EX47	HCECL CAT	315F			2.00		55.410			110.820		
E04	L37	LDRRT CAT	2070G	C2		2.00		89.110			178.220	Subtotal	607.98
E05	DT44	TRUON TRUN	2AXL			4.00		54.690			218.760	MU 15.00%	91.20
Material/Specialist Work/Lump Sum or Unit Price Payment							Material Charges					Material Total	699.18
Number	Date	Vendor Name and Description				Units	Unit Price	Extended					
M01	30544468	12/09/2020	Water Components / VISQUEEN				1.000 LS	607.98000	607.98				
										Activity Total	3,348.05		
										Work Total	3,348.05		
										Bill Subtotal	3,348.05		
For Owner/Resident Engineer's Use Only						Accepted:							
<input type="checkbox"/> New Bill	<input type="checkbox"/> Approved for Payment	Date of Action:				Customer:		Date:					
<input type="checkbox"/> Resubmittal	<input type="checkbox"/> Returned for Correction	Date Received:				Contractor:		Date:				Bill Total +	3,348.05

DAILY REPORT : 005386
 MAGGIORA & GHILOTTI, INC.
 DAY: Wednesday
 DATE: 12-9-20
 FOREMAN: Dagler



FORCE ACCOUNT : YES NO
 Owners (Representative) Signature _____
 M&G Representative Signature _____

EMPLOYEE NAME	TOTALS		JOB # 776		JOB # 776A		JOB #		JOB #		START	LUNCH BREAK		FINISH
	ST	OT	ST	OT	ST	OT	ST	OT	ST	OT	IN	OUT	IN	OUT
1. Dagler	8	1	6	1	2						7	12	1230	42
2. Hubert	8		6		2						8	12	1230	430
3. Angelano	8	1	6	1	2						7	12	1230	430
4. Aaron	8	1	6	1	2						7	12	1230	430
5. Velarde	8	5	4	5	4						730	12	1230	430
6. Dexter	8		6		2						8	12	1230	430
7. Gil	8		6		2						8	12	1230	430
8. Lamar	8		6		2						8	12	1230	430
9. Hansen	8		6		2						8	12	1230	430
10.														
11.														
12.														
13.														
14.														
15.														
16.														
17.														
18.														

M&G EQUIPMENT ID#				
1.	Pt-60	8	6	2
2.	H-50	8	6	2
3.	EX-47	8	6	2
4.	L-37	4	2	2
5.	EX-42	4	4	
6.	DT-44	4		4
7.				
8.				
9.				
10.				
11.				
12.				
13.				
14.				
15.				
16.				
17.				
18.				

Meetings
 Tailgate Yes No
 J.H.A. Yes No
 Onsite: Yes No
 Notes: _____

Traffic
 On Street Yes No
 Control Yes No
 Flagging Yes No
 TCP Yes No
 In Compliance Yes No
 Type (Check all that apply)
 Lane Shift
 Lane Closure
 Single Lane Alternating
 Road Closed
 Other (Describe)

RENTED EQUIPMENT				
1.	Jim-n-i 70553		✓	
2.				
3.				
4.				

MATERIALS				
1.	Detra 515601		✓	
2.	WCBS 30544468			✓
3.				
4.				
5.				
6.				
7.				
8.				

Force Account Notes / Comment
 Time to remove beach gravel that seemed to be covered in oil. Gravel removed and hauled to isolated location at Richmond yard and covered with plastic

WCBS

water components & building supply, inc.

P.O. Box 10007
San Rafael, CA 94912
www.watercomponents.com
Phone 415 451-1780
FAX 415 451-1786

INVOICE

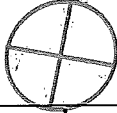
30544468

BILL TO:

MAGGIORA GHILOTTI e
555 DUBOIS
SAN RAFAEL, CA 94901
Phone: 415-459-8640

SHIP TO:

MAGGIORA GHILOTTI e
555 DUBOIS
SAN RAFAEL, CA 94901



INVOICE DATE	YOUR ORDER NO	TERMS	SALES PERSON
12/09/20	7716-X	2% 10TH/NET 30 D	Tom

Quantity	Description	Price	Amount
1	VISQUEEN 20mil Black 20'x 100'	479.217	479.22 T
20	BAG FILLED SAND POLY 50LB WHITE	3.467	69.34 T
1	KNIFE UTILITY RETRACTABLE	5.677	5.68 T
1	KNIFE BLADE 5pk	3.539	3.54 T


INVOICE

THANK YOU

Received by: _____ Print Name: _____
Delivered by: _____ Date/Time: _____

Sub-Total: 557.78
 Shipping: 0.00
 Tax: [9%]: 50.20 *
Total: 607.98
 Paid: 0.00
 Amount Due: 607.98

Water Components & Building Supply, Inc. will not accept any product returns after the 90th day following the sale. Any returns within 90 days of sale will be subject to a restocking fee. Interest on accounts 30 days old accrues at the rate of 1.5% per month. Actual attorney's fees and cost shall be paid to the prevailing party in any action to collect any unpaid balance.



555 DUBOIS STREET
SAN RAFAEL, CA 94901



PHONE: (415) 459-8640
FAX: (415) 459-1475

SANITARY DIST #5
OF MARIN COUNTY
PO BOX 227
TIBURON, CA 94920

INVOICE: **11601**
DATE: **1/31/2021**

M&G JOB: 7716
*COVERD FORCE MAIN
REPLACEMENT PROJECT*

CUSTOMER: SANITD
CONTRACT/PO#:

Original Sum	\$ 1,971,971.00
Net Change by Change Orders	\$ 430,677.33
Contract Sum To Date	\$ 2,402,648.33
Total Completed To Date	\$ 1,840,313.67
Previous Retention Balance	\$ 74,578.05
Current Retention Balance	\$ 17,437.64
Total Amount Billed Less Retainage	\$ 1,748,297.98
Less Previous Billings	\$ 1,416,982.78
CURRENT AMOUNT THIS INVOICE	\$ 331,315.20

CONTRACT BILLING SUMMARY

Billed to Date:	\$ 1,840,313.67
Paid to Date:	\$ 1,414,512.78
Retention Balance Due:	\$ 92,015.69
Total Amount Due :	\$ 331,315.20

No.	Bid Item Description	Tib Quant	Belv Quant	Total Quantity	Unit Price	Total Bid Price	Work Completed			Amount Due		
							Tib Quant	Belv Quant	Total	Tib Amount	Belv Amount	Total
1	Mobilization, Demobilization, SWPPP, Permits (Except For Caltrans Permit) & Licenses (Less Than 5% of Total Cost)	50%	50%	1 LS	\$95,668	\$95,668	40%	40%	80%	\$38,267	\$38,267	\$76,534.40
2	Install (N) 16" OD HDPE Force Main	1,539	603	2142 LF	\$322	\$689,724	1,567		1,567	\$504,574	\$0	\$504,574.00
3	Install (N) 16" OD HDPE Force Main With Steel Casing in Caltrans ROW	226	0	226 LF	\$1,200	\$271,200	226		226	\$271,200	\$0	\$271,200.00
4	Install (N) Five Segment 16" OD HDPE Force Main Bend With Steel Casing in Caltrans ROW	1	0	1 EA	\$8,000	\$8,000				\$0	\$0	\$0.00
5	Install Steel Cased Minor Deflection Bend	1	0	1 EA	\$13,000	\$13,000				\$0	\$0	\$0.00
6	Install Five Segment Bend 16" OD HDPE Bend	3	5	8 EA	\$1,000	\$8,000	10	5	15	\$10,000	\$5,000	\$15,000.00
7	Connect to Existing Manhole 624	1	0	1 EA	\$7,000	\$7,000				\$0	\$0	\$0.00
8	Construct New 5 Ft Manhole	1	0	1 EA	\$15,000	\$15,000	100%		100%	\$15,000	\$0	\$15,000.00
9	Mortar Coat New 5 Ft Manhole	7	0	7 VF	\$800	\$5,600				\$0	\$0	\$0.00
10	Construct Vault for 12" Flowmeter and Existing Force Main Connection	0	1	1 EA	\$95,000	\$95,000	0%	100%	100%	\$0	\$95,000	\$95,000.00
11	Install Bore and Jack 14" Steel Casing and 6.625 OD HDPE Beach Pump Station Force Main	110	0	110 LF	\$1,000	\$110,000				\$0	\$0	\$0.00
12	Install 6.625 OD HDPE Beach Pump Station Force Main by Direct Burial	152	0	152 LF	\$300	\$45,600				\$0	\$0	\$0.00
13	Construct Beach Road Pump Station Force Main Valve Vault Connection	0	1	1 EA	\$76,000	\$76,000		1	1	\$0	\$76,000	\$76,000.00
14	Connect New 6.625 OD HDPE Beach Pump Station Force Main to Existing Valve Pit	1	0	1 EA	\$15,000	\$15,000				\$0	\$0	\$0.00
15	Restoration of Damaged Sidewalk and Driveway Approach	32	32	64 SF	\$50	\$3,200				\$0	\$0	\$0.00
16	Restoration of Damaged Town of Tiburon Brick and Reinforced Concrete Sidewalk Crossing	400	0	400 SF	\$80	\$32,000				\$0	\$0	\$0.00
17	Curb and Gutter Replacement	10	10	20 LF	\$50	\$1,000				\$0	\$0	\$0.00
18	Asphalt Concrete Trench Repair and Replacement of Pavement Markings	300	600	900 TON	\$290	\$261,000	75	500	575.29	\$21,834	\$145,000	\$166,834.10
19	Hard Rock Excavate/Buried Concrete	25	25	50 CY	\$1	\$50				\$0	\$0	\$0.00
20	Groundwater Pumping Treatment System and Disposal	50%	50%	1 LS	\$30,000	\$30,000	25%	25%	50%	\$7,500	\$7,500	\$15,000.00
21	Shoring For All Excavations	50%	50%	1 LS	\$25,000	\$25,000	35%	50%	85%	\$8,750	\$12,500	\$21,250.00
22	Temporary Sewage Bypassing	1	1	1 LS	\$24,979	\$24,979				\$0	\$0	\$0.00
23	Caltrans Approved Encroachment Permit "Double Permit" (Sum Total of 23a to 23f)					\$54,300				\$0	\$0	\$0.00
23a	Shoring Plans Signed and Sealed by CA Registered Engineer	0	1	1 LS	\$5,000		100%		1	\$5,000	\$0	\$5,000.00
23b	Cal-Osha Permit for "Trenching and Excavation"	0	1	1 LS	\$100		100%		1	\$100	\$0	\$100.00
23c	Traffic Control Plans	0	1	1 LS	\$17,000		100%		100%	\$17,000	\$0	\$17,000.00
23d	Water Pollution Control Plans (Wpcp) Signed by Qsp, Approved by RWQCB	0	1	1 LS	\$14,000		100%		1	\$14,000	\$0	\$14,000.00
23e	Dewatering Plans and Dewatering Permit From RWQCB	0	1	1 LS	\$600		100%		1	\$600	\$0	\$600.00
23f	Ground Movement Monitoring Plans for all Caltrans ROW Work	0	1	1 LS	\$17,600		80%		80%	\$14,080	\$0	\$14,080.00
24.	Pothole Utility Mains	9	12	21 EA	\$650	\$13,650	30	20	50	\$19,500	\$13,000	\$32,500.00
25.	Pothole Existing Sewer Force Main at 100 Foot Intervals	14	6	20 EA	\$650	\$13,000	19	7	26	\$12,350	\$4,550	\$16,900.00
26.	Approved Traffic Control and Notifications From Tiburon and Belvedere	50%	50%	1 LS	\$15,000	\$15,000	47.5%	47.5%	95%	\$7,125	\$7,125	\$14,250.00
27.	Changed Condition Allowance	50%	50%	1 LS	\$40,000	\$40,000	59%	38%	97%	\$23,600	\$15,200	\$38,813.84
28.	As-Built Drawings	50%	50%	1 LS	\$4,000	\$4,000				\$0	\$0	\$0.00
A-1	Replace Backfill of Excavations in City of Belvedere and Town of Tiburon With Control Density Fill (or CLSM)	50%	50%	1 LS	\$270,000	\$270,000				\$0	\$0	\$0.00
						Contract Total				Total Work Completed		\$1,409,636.34
						\$2,241,971						\$1,409,636.34

CHANGE ORDERS

CO#1	Additional Potholing			1 LS	\$18,456.74	\$18,456.74	70%	30%	1	\$12,920	\$5,537	\$18,456.74	
CO#2	Additional Cove Rd/Beach Rd Mainline Trenching Costs			1 LS	\$171,037.48	\$171,037.48		100%	1	\$0	\$171,037	\$171,037.48	
CO#3	Additional Cove Rd/Beach Rd Mainline Trenching Costs (continued)			1 LS	\$41,546.47	\$41,546.47		100%	1	\$0	\$41,546	\$41,546.47	
CO#4	Open Cut, Trenching and Shoring on Beach Road			1 LS	\$191,699.43	\$191,699.43		100%	1	\$0	\$191,699	\$191,699.43	
CO#5	Open Cut, Trenching and Shoring on Beach Road (continued)			1 LS	\$83,916.62	\$83,916.62		100%	1	\$0	\$83,917	\$83,916.62	
CO#6	Open Cut, Trenching and Shoring on Beach Road (continued)			1 LS	\$16,231.59	\$16,231.59		100%	1	\$0	\$16,232	\$16,231.59	
CO#7	Adjust Force Main Plan and Profile			1 LS	-\$69,280.00	-\$69,280.00		100%	1	\$0	-\$69,280	-\$69,280.00	
CO#8	Adjust Beach Rd Pump Station Force Main Plan			1 LS	-\$22,931.00	-\$22,931.00		100%	1	\$0	-\$22,931	-\$22,931.00	
										Change Orders Total To Date	\$12,920	\$417,758	\$430,677.33

Total Work Completed Plus Change Orders	\$1,840,313.67
Less 5% retention	-\$92,015.67
Less Previous Billings	-\$1,416,982.78
TOTAL AMOUNT DUE	\$331,315.20

7716 - SANI DISTRICT COVE RD FORCE MAIN REPLACE.xlsx --- Progress #9

Bid Item	Bid Description	Bid Quantity	Units	Unit Price	Bid Total	Complete this Estimate	Total this Estimate	Previous Complete	Previous Total	Complete to Date	Total to Date
1	Mobilization, Demobilization	1	LS	95,668.00	95,668.00		\$ -	0.80	\$ 76,534.40	0.80	\$ 76,534.40
2	Install N 16" OD HDPE FM	2,142	LF	322.00	689,724.00	375.00	\$ 120,750.00	1,192.00	\$ 383,824.00	1,567.00	\$ 504,574.00
3	Install N 16" OD HDPE FM w/ Casing CR	226	LF	1,200.00	271,200.00	226.00	\$ 271,200.00		\$ -	226.00	\$ 271,200.00
4	Install N 5 Segm. 16" OD HDPE FM Bend w/ Casing C	1	EA	8,000.00	8,000.00		\$ -		\$ -	0.00	\$ -
5	Install Steel Cased Minor Deflection Bend	1	EA	13,000.00	13,000.00		\$ -		\$ -	0.00	\$ -
6	Install 5 Segm. Bend 16" OD HDPE Bend	8.00	EA	1,000.00	8,000.00	6.00	\$ 6,000.00	9.00	\$ 9,000.00	15.00	\$ 15,000.00
7	Connect to E MH 624	1	EA	7,000.00	7,000.00		\$ -		\$ -	0.00	\$ -
8	Construct N 5 FT MH w Liner	1	EA	15,000.00	15,000.00		\$ -	1.00	\$ 15,000.00	1.00	\$ 15,000.00
9	Mortar Coat N 5 FT Manhole	7	VF	800.00	5,600.00		\$ -		\$ -	0.00	\$ -
10	Construct Vault for 12" FlowMtr & E FM Connection	1	EA	95,000.00	95,000.00		\$ -	1.00	\$ 95,000.00	1.00	\$ 95,000.00
11	Install Bore & Jack 14' Casing & 6.63" OD HDPE Fm	110	LF	1,000.00	110,000.00		\$ -		\$ -	0.00	\$ -
12	Install 6.63" OD HDPE Beach PS FM by Open Trench	152	LF	300.00	45,600.00		\$ -		\$ -	0.00	\$ -
13	Construct Beach Rd PS FM Valve Vault Connection	1	EA	76,000.00	76,000.00		\$ -	1.00	\$ 76,000.00	1.00	\$ 76,000.00
14	Connect N 6.63" OD Beach Rd PS FM to E Vault Pit	1	EA	15,000.00	15,000.00		\$ -		\$ -	0.00	\$ -
15	Restoration of Damage SW & DW Approach	64	SF	50.00	3,200.00		\$ -		\$ -	0.00	\$ -
16	Restoration of Damaged Tiburon Bricks \$ PCC SW XW	400	SF	80.00	32,000.00		\$ -		\$ -	0.00	\$ -
17	Curb & Gutter Replacement	20	LF	50.00	1,000.00		\$ -		\$ -	0.00	\$ -
18	Trench Repair & Replace of Pave Markings	900	TON	290.00	261,000.00		\$ -	575.29	\$ 166,834.10	575.29	\$ 166,834.10
19	Hard Rock Excavate/Buried Concrete	50	CY	1.00	50.00		\$ -		\$ -	0.00	\$ -
20	Groundwater Pumping Treatment System & Disposal	1	LS	30,000.00	30,000.00		\$ -	0.50	\$ 15,000.00	0.50	\$ 15,000.00
21	Shoring For All Excavations	1	LS	25,000.00	25,000.00	0.10	\$ 2,500.00	0.75	\$ 18,750.00	0.85	\$ 21,250.00
22	Temporary Sewage Bypassing	1	LS	24,979.00	24,979.00		\$ -		\$ -	0.00	\$ -
23a	Shoring Plans Signed & Sealed By CA Reg Eng	1	LS	5,000.00	5,000.00		\$ -	1.00	\$ 5,000.00	1.00	\$ 5,000.00
23b	Cal-OSHA Permit for "Trenching & Excavation"	1	LS	100.00	100.00		\$ -	1.00	\$ 100.00	1.00	\$ 100.00
23c	Traffic Control Plans	1	LS	17,000.00	17,000.00	0.10	\$ 1,700.00	0.90	\$ 15,300.00	1.00	\$ 17,000.00
23d	Water Pollution Control Plans (WPCP) Sign by QSP	1	LS	14,000.00	14,000.00		\$ -	1.00	\$ 14,000.00	1.00	\$ 14,000.00
23e	Dewatering Plans & Dewatering Permit From RWQCB	1	LS	600.00	600.00		\$ -	1.00	\$ 600.00	1.00	\$ 600.00
23f	Ground Movement Monitoring Plans for CalTrans Work	1	LS	17,600.00	17,600.00		\$ -	0.80	\$ 14,080.00	0.80	\$ 14,080.00
24	Pothole Utility Mains	21	EA	650.00	13,650.00		\$ -	50.00	\$ 32,500.00	50.00	\$ 32,500.00

7716 - SANI DISTRICT COVE RD FORCE MAIN REPLACE.xlsx --- Progress #9

Bid Item	Bid Description	Bid Quantity	Units	Unit Price	Bid Total	Complete this Estimate	Total this Estimate	Previous Complete	Previous Total	Complete to Date	Total to Date
25	Pothole E Sewer FM @ 100 LF Intervals	20	EA	650.00	13,000.00		\$ -	26.00	\$ 16,900.00	26.00	\$ 16,900.00
26	Approved TC & Notifications from Tiburon & Belvedere	1	LS	15,000.00	15,000.00		\$ -	0.95	\$ 14,250.00	0.95	\$ 14,250.00
27	Change Condition Allowance	1	LS	40,000.00	40,000.00	0.9703	\$ 38,813.84		\$ -	0.97	\$ 38,813.84
28	As-Built Drawings	1	LS	4,000.00	4,000.00		\$ -		\$ -	0.00	\$ -
TOTAL BASE BID					\$ 1,971,971.00		\$ 440,963.84		\$ 968,672.50		\$ 1,409,636.34
CO #	Description	QTY	Units	Unit Price	Total	Complete this estimate	Total this Estimate	Previous Complete	Previous Total	Complete to Date	Total to Date
A-1	Replace all Intermediate Backfull Excavation w/ CDF	1	LS	270,000.00							
CCO - 1	Additional Potholing	1	LS	18,456.74	18,456.74			1.00	\$ 18,456.74	1.00	\$ 18,456.74
CCO - 2	Additional Cove Rd/Beach Rd Mainline Trenching Costs	1	LS	171,037.48	171,037.48			1.00	\$ 171,037.48	1.00	\$ 171,037.48
CCO - 3	Additional Cove Rd/Beach Rd Mainline Trenching Costs (continued)	1	LS	41,546.47	41,546.47			1.00	\$ 41,546.47	1.00	\$ 41,546.47
CCO - 4	Open Cut, Trenching and Shoring on Beach Rd	1	LS	191,699.43	191,699.43			1.00	\$ 191,699.43	1.00	\$ 191,699.43
CCO - 5	Open Cut, Trenching and Shoring on Beach Rd (continued)	1	LS	83,916.62	83,916.62			1.00	\$ 83,916.62	1.00	\$ 83,916.62
CCO - 6	Water Pumping, Pulled Shield Plates, Wire Run, Placed Rock and Concrete Excavation	1	LS	16,231.59	16,231.59			1.00	\$ 16,231.59	1.00	\$ 16,231.59
CCO - 7	Adjust Force Main Plan and Profile	1	LS	-69280.00	-69280.00	1.00	\$ (69,280.00)			1.00	\$ (69,280.00)
CCO - 8	Adjust Beach Rd Pump Station Force Main Plan	1	LS	-22931.00	-22931.00	1.00	\$ (22,931.00)			1.00	\$ (22,931.00)
CCO - 9	No-Cost Change Order for additional calendar days	1	LS	0.00	0.00						
CCO - 10	Storm Drain Replacement on Beach Rd.	1	LS	12,500.00	12,500.00						
CCO - 11	Changed Field Conditions	1	LS	0.00	0.00						
					\$ 430,677.33		\$ (92,211.00)		\$ 522,888.33		\$ 430,677.33
TOTAL BASE + ADD ALTS 1, 2, 3, 4 & CCO's					\$ 2,402,648.33		\$ 348,752.84		\$ 1,491,560.83		\$ 1,840,313.67
							JANUARY 2021 Billing Amount		\$ 348,752.84	CONTRACT + CCO TOTAL	\$ 1,840,313.67



Civil and Sanitary Consultants

February 3, 2021

Mr. Tony Rubio
Sanitary District No. 5
P.O. Box 227
Tiburon, CA 94920

Re: Cove Road Force Main Rehabilitation
Progress Payment No.9

Dear Tony:

Maggiora & Ghilotti has requested Progress Billing No.9 for the above referenced project for work through January 30, 2021.

We have reviewed the above payment request and recommend payment.

Very truly yours,

NUTE ENGINEERING

By

A handwritten signature in blue ink, appearing to read "Mark T. Wilson", is written over a horizontal line. The signature is stylized and cursive.

Mark T. Wilson, PE

cc: Maggiora & Ghilotti

The risks of DDoS attacks for the public sector

BY JAMES STANGER, JAN 15, 2021

Distributed denial of service cyberattacks have been around for decades, but they have become an even more acute problem in the last few years, especially to [public institutions](#). Recent statistics suggest these types of attacks continue to increase in [volume](#), as well as [sophistication and severity](#). The number of DDoS attacks in 2020 is estimated by researchers at [SecurityIntelligence](#) to be 24% higher than in 2019.

A [DDoS attack](#) involves generating malformed, problem network traffic that literally denies a particular “service” normally provided by a company. Services can include a specific website, an email server, an e-commerce system or any critical service essential for a government or nation, such as air traffic control. Attacks can even affect entire cloud service providers.

Years ago, DDoS attacks were perpetrated by individuals who had a particular grudge, or who wished to create mischief. Motives today are far more [deep-seated](#) and can include an interest in obtaining financial reward, making an ideological statement, creating a geopolitical advantage or exacting revenge for a particular government action, corporate campaign or policy stance.

Types of DDoS attacks can include:

- **Volumetric:** An attack that involves enormous volumes of “garbage” network traffic. These include using floods of ICMP traffic. They can also include sending out massive amounts of TCP-based traffic, such as [SYN floods](#).
- **Protocol-based:** Sometimes these are called application-layer attacks and involve relatively -- or even very -- small amounts of traffic designed to crash a particular service. Years ago, certain Linux and Windows systems had software flaws in their networking software that could not properly process a single malformed ping packet called “the ping of death.” More recently, certain web servers fell victim to the [Slowloris attack](#), which involves low volumes of lethal HTTP packets.

The consequences of DDoS attacks on public institutions

Public institutions were warned of [dozens of threat alerts in 2020](#). Any attack poses a serious information security problem, and consequences can be severe. For example, a DDoS attack on [financial services institutions in 2016](#) alone resulted in 46 major corporations that could no longer provide services to U.S. government institutions as well as to individuals. The same thing has happened in 2020 to non-traditional financial services, such as [cryptocurrency exchanges](#). During the COVID-19 crisis, [health care institutions](#) also fell prey to DDoS attacks.

How are DDoS attacks conducted?

Cybercriminals often create sophisticated botnets to create volumetric and protocol-based attacks. They are often composed of thousands -- if not millions -- of compromised hosts from around the world.

Attackers also unleash malware- and ransomware-based attacks on individuals to attack [U.S. government agencies](#) and create outages at institutions around the world.

The following DDoS mitigation steps can help improve network security.

- **Use multiple-redundant systems.** Government agencies have learned they should have “hot sites” and “warm sites” ready in case a primary resource becomes unavailable. Such sites can then be brought into production in case of an attacks.
- **Use multiple ISP organizations.** If one internet service provider becomes overwhelmed, agencies can switch to a completely different provider.
- **Create backups.** Sometimes a DDoS attack can involve ransomware; the most effective solution is usually to restore from backup.
- **Update the patch level of all systems.** Agencies should create an update regimen for all systems, including network edge devices (e.g., firewalls), as well as endpoints such as mobile phones, PCs and internet-of-things devices.
- **Create incident response and business continuity plans.** Incident response and business continuity plans must be written, approved and relevant. Testing them is essential.
- **Use third-party scrubbing services.** Companies such as Cloudflare have the ability to filter, or scrub, DDoS traffic from legitimate traffic, thus mitigating an attack.
- **Leverage automation.** It is possible to automatically modify cloud implementations, intrusion detection systems, network devices, firewalls and other systems to mitigate attacks.

Organize a defense and set up a response plan

Organizing a defense involves placing adequate security controls and using the multiple, redundant systems discussed above. The key, though, to organizing a completely adequate defense is creating -- and practicing -- a response plan.

Creating a response plan involves:

- Updating security policies with specific incident response steps.
- Gaining approval from all agency leaders.
- Disseminating the plan to employees and providing training.
- Practicing with all elements of the agency so the response becomes institutional muscle memory.

Regardless of the best practices agencies follow, it's vital they practice their response plan as much as possible, using methods such as:

- **Tabletop exercises:** Activities where agency leaders meet and go through each step of the plan in a given scenario. Because this type of activity is designed to begin the process of putting an incident response plan into practice, these exercises can be conducted in a meeting or series of meetings.
- **Walkthroughs:** A more detailed practice session involving more individuals and departments that can include taking actual steps designed to mitigate an attack.
- **Simulations:** A full-blown, organizationwide practice session designed to teach the steps of an incident response plan as well as discover potential shortcomings in the plan.

Next steps

For the public sector, adopting relevant policies and training are often the best one-two punch against DDoS attacks. Many agencies have derived the most benefit by orchestrating their technical and personnel resources. Cybersecurity is everyone's job, so it's important to get the entire organization up to speed on how to identify, prevent and respond to threats they may encounter.



**California Special
Districts Association**

Districts Stronger Together

DATE: January 28, 2021

TO: CSDA Voting Member Presidents and General Managers

FROM: CSDA Elections and Bylaws Committee

SUBJECT: CSDA BOARD OF DIRECTORS CALL FOR NOMINATIONS
SEAT A

RECEIVED
FEB - 1 2021
Sanitary District No. 5
of Marin County

The Elections and Bylaws Committee is looking for Independent Special District Board Members or their General Managers who are interested in leading the direction of the California Special Districts Association for the 2022 - 2024 term.

The leadership of CSDA is elected from its six geographical networks. Each of the six networks has three seats on the Board with staggered 3-year terms. Candidates must be affiliated with an independent special district that is a CSDA Regular Member in good standing and located within the geographic network that they seek to represent. (See attached CSDA Network Map).

The CSDA Board of Directors is the governing body responsible for all policy decisions related to CSDA's member services, legislative advocacy, education and resources. The Board of Directors is crucial to the operation of the Association and to the representation of the common interests of all California's special districts before the Legislature and the State Administration. Serving on the Board requires one's interest in the issues confronting special districts statewide.

Commitment and Expectations:

- Attend all Board meetings, usually 4-5 meetings annually, at the CSDA office in Sacramento.
- Participate on at least one committee, meets 3-5 times a year at the CSDA office in Sacramento.
(CSDA reimburses Directors for their related expenses for Board and committee meetings as outlined in Board policy).
- Attend, at minimum, the following CSDA annual events: Special Districts Legislative Days - held in the spring, and the CSDA Annual Conference - held in the fall.
*(CSDA does **not** reimburse expenses for the two conferences even if a Board or committee meeting is held in conjunction with the event)*
- Complete all four modules of CSDA's Special District Leadership Academy within 2 years of being elected.
*(CSDA does **not** reimburse expenses for the Academy classes even if a Board or committee meeting is held in conjunction with the event).*

Nomination Procedures: Any Regular Member in good standing is eligible to nominate one person, a board member or managerial employee (as defined by that district's Board of Directors), for election to the CSDA Board of Directors. **A copy of the member district's resolution or minute action and Candidate Information Sheet must accompany the nomination. The deadline for receiving nominations is March 29, 2021. Nominations and supporting documentation may be mailed or emailed.**

Mail: 1112 I Street, Suite 200, Sacramento, CA 95814
Fax: 916.442.7889
E-mail: amberp@csda.net

Once received, nominees will receive a candidate's letter. The letter will serve as confirmation that CSDA has received the nomination and will also include campaign guidelines.

CSDA will begin electronic voting on May 28, 2021. All votes must be received through the system no later than 5:00 p.m. July 16, 2021. The successful candidates will be notified no later than July 20, 2021. All selected Board Members will be introduced at the Annual Conference in Monterey, CA in August 2021.

Expiring Terms

(See enclosed map for Network breakdown)

Northern Network Seat A – Ralph Emerson, GM, Garberville Sanitary District*
Sierra Network Seat A – Noelle Mattock, Director, El Dorado Hills Community Services District*
Bay Area Network Seat A – Chad Davisson, GM, Ironhouse Sanitary District*
Central Network Seat A – Vacant
Coastal Network Seat A – Elaine Magner, Director, Pleasant Valley Recreation and Park District*
Southern Network Seat A – Jo MacKenzie, Director, Vista Irrigation District*

This year we will be using a web-based online voting system, allowing your district to cast your vote easily and securely. *Electronic Ballots will be emailed to the main contact in your district May 28, 2021. All votes must be received through the system no later than 5:00 p.m. July 16, 2021.*

*Districts can opt to cast a paper ballot instead; but you must contact Amber Phelen by e-mail Amberp@csda.net by **March 29, 2021** in order to ensure that you will receive a paper ballot on time.*

CSDA will mail paper ballots on May 28, 2021 per district request only. ALL ballots must be received by CSDA no later than 5:00 p.m. July 16, 2021.

The successful candidates will be notified no later than July 20, 2021. All selected Board Members will be introduced at the Annual Conference in Monterey, CA in August 2021.

(* = Incumbent is running for re-election)

If you have any questions, please contact Amber Phelen at amberp@csda.net.



**California Special
Districts Association**

Districts Stronger Together

2021 BOARD OF DIRECTORS NOMINATION FORM

Name of Candidate: _____

District: _____

Mailing Address: _____

Network: _____ (see map)

Telephone: _____

(PLEASE BE SURE THE PHONE NUMBER IS ONE WHERE WE CAN REACH THE CANDIDATE)

Fax: _____

E-mail: _____

Nominated by (optional): _____

**Return this form and a Board resolution/minute action supporting the candidate
and Candidate Information Sheet by mail or email to:**

CSDA
Attn: Amber Phelen
1112 I Street, Suite 200
Sacramento, CA 95814
(877) 924-2732

amberp@csda.net

DEADLINE FOR RECEIVING NOMINATIONS – March 29, 2021



**California Special
Districts Association**
Districts Stronger Together

2021 CSDA BOARD CANDIDATE INFORMATION SHEET

The following information **MUST** accompany your nomination form and Resolution/minute order:

Name: _____

District/Company: _____

Title: _____

Elected/Appointed/Staff: _____

Length of Service with District: _____

1. Do you have current involvement with CSDA (such as committees, events, workshops, conferences, Governance Academy, etc.):

2. Have you ever been associated with any other state-wide associations (CSAC, ACWA, League, etc.):

3. List local government involvement (such as LAFCo, Association of Governments, etc.):

4. List civic organization involvement:

****Candidate Statement** – Although it is not required, each candidate is requested to submit a candidate statement of no more than 300 words in length. **Any statements received in the CSDA office after March 29, 2021 will not be included with the ballot.**



California Special Districts Association

DISTRICT NETWORKS



DECISION/ACTION ITEM LOG
CIP Committee: February 9, 2021
 Sanitary District No. 5 of Marin County
ACTIVE ITEMS SHEET

Item #9

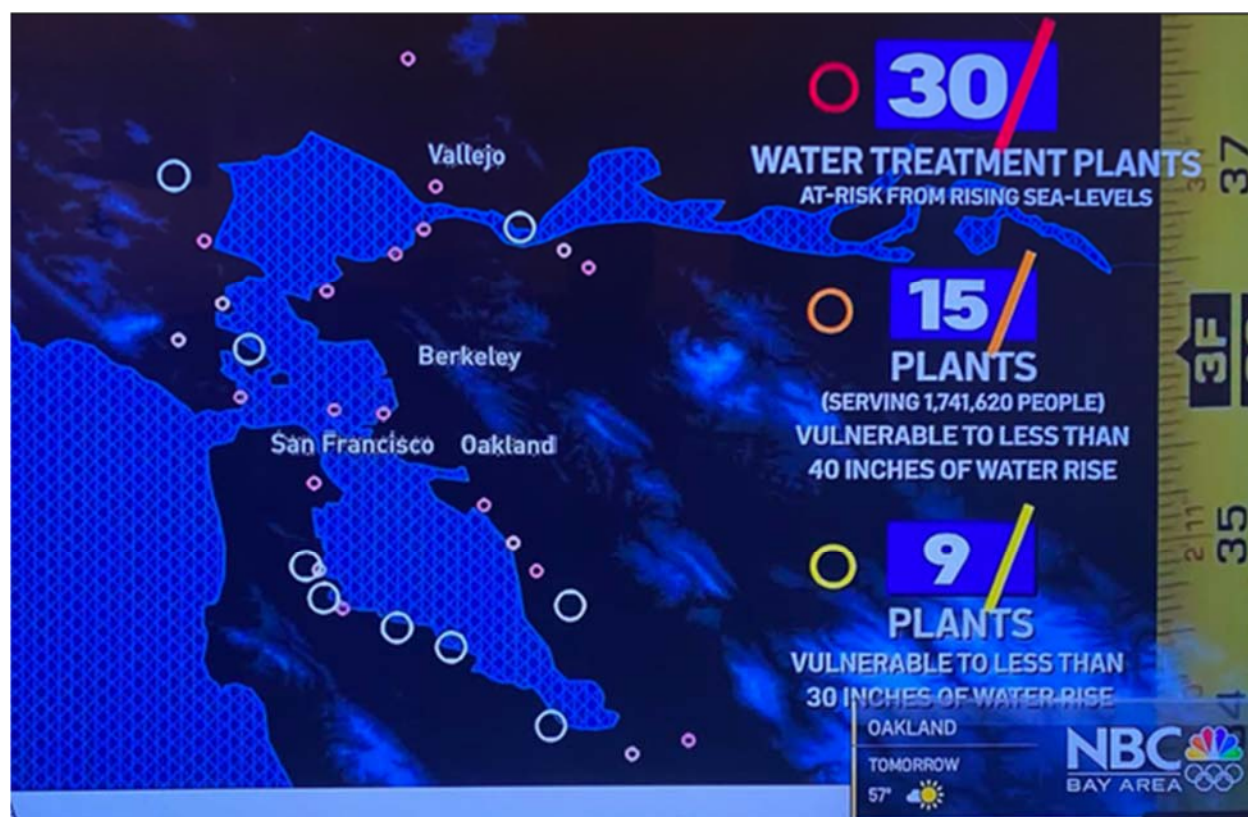
No.	Item	Submission Date	Responsible Party	DECISION ONLY		ACTION REQUIRED		Comment/Reference Document
				Due	Completed	Due	Completed	
29	Cove Rd. Force Main Replacement Project	3.12.19	Nute/TR/CIP					Nute Preparing Bid Docs, as of 3.12.19; Waiting for CalTrans response re horizontal drilling, as of 5.14.19; Still working w/ CalTrans, waiting for approval, as of 11.12.19; Design Review from Nute, 12.10.19, 1.14.19, 2.11.20; Received Caltrans Permit, 3.9.2020; Notice for Sealed Bid @ Marin IJ on 4.28.2020 w/ Bids due 5.19.2020; Posted RFP at SD5 Wesbite, (http://www.sani5.org/about/contracts-proposals-bidding), 5.5.2020; Project granted to Maggiora & Ghilotti, Inc.; Work to begin on 7.27.2020; Job well underway and progressing smoothly, as of 10.13.2020; Job is 70% complete, as of 11.10.2020
31	FY2020-2021 Sewer Rehab Project		CIP/TR					Small project for Paradise Cove; Engineering to begin in Dec 2020, as of 7.14.2020; Jan 2021, as of 12.8.2020
32	SD5 Collection Sytsem Master Plan		CIP/TR					Posted RFP at SD5 Wesbite, (http://www.sani5.org/about/contracts-proposals-bidding), 5.5.2020; Revised RFP from HDR, as of 7.14.2020; Underway, as of 11.10.2020

Bay Area Sewage Systems at Risk as Seas Rise

When sewage spewed out of a shower in a San Francisco home, climate change experts say it may be a sign of things to come as sea levels rise around the Bay. An NBC Bay Area investigation reveals how low-lying sewage treatment plants could fail in the coming years, four of those facilities are vulnerable to flooding within the next decade.

By [Stephen Stock](#), [Robert Campos](#), [Mark Villarreal](#), [Michael Horn](#) and [Sean Myers](#) • Feb 2, 2021

An NBC Bay Area investigation found 30 out of 39 sewage treatment plants located around San Francisco Bay Area are at risk of flooding as sea levels rise due to climate change. Four of those plants could flood with as little as 9.84 inches of sea level rise. That's an amount that [state analysts](#) say is a possibility by 2030. If and when that happens, toilets won't flush, and in some cases, sewage could back up into homes, whether residents live in the hills or along the coast.



Map: Sean Myers/NBC Bay Area

Sewage treatment plants in the San Francisco Bay Area were built on low lying areas along the bay so that wastewater from homes could flow downhill to the facilities using nature's gravity rather than more expensive machine-driven pumping stations.

“There is a lot of vulnerability of these systems and we really need to start considering them and how we might adapt to future sea level rise,” said Dr. Michelle Hummel, lead author of a UC Berkeley study that analyzed the sewage plants. “Even if your home itself is not flooding, you could lose access and wastewater service. So, there's a lot of potential impacts that we'll see as an entire region. And it won't just be restricted to folks who live right along the shoreline.” “The goal of this study was to just highlight the magnitude of this potential threat. And most of us don't think about wastewater on a daily basis when we flush out toilets,” Dr. Hummel said.

NBC Bay Area’s Investigative Unit reviewed data from both the [UC Berkeley study](#) and from another independent study conducted by the [Bay Area Clean Water Agencies](#). The combined data show that 30 out of 39 Bay Area sewage plants are at risk of failing as sea levels rise. The list below shows the water level at which each plant is expected to flood.

Sea Level Rise Risk at Bay Area Sewage Treatment Plants

Thirty Bay Area sewage treatment plants could be impacted by sea level rise, according to an analysis by NBC Bay Area's Investigative Unit. Together, those 30 facilities serve 6,132,646 people.

AGU Plant Name	City	First SLR Threat (Inches)	Service Population
Palo Alto WQCP	Palo Alto	9.84	233,005
Paradise Cove WWTP	Tiburon	9.84	400
San Mateo WWTP	San Mateo	9.84	143,649
Benicia WWTP	Benicia	9.84	13,682
Silicon Valley Clean Water WWTP	Redwood City	19.69	211,108
Alvarado WWTP	Union City	19.69	337,560
Millbrae WPCP	Millbrae	29.53	21,500
Novato WWTP	Novato	29.53	56,251
South San Francisco-San Bruno SQCP	South San Francisco	29.53	122,538
Sunnyvale WPCP	Sunnyvale	39.37	174,000
Mt. View Sanitary District WWTP	Martinez	39.37	29,000
San Francisco International Airport WWTP	San Francisco	39.37	80,000
Central Marin Sanitation Agency WWTP	San Rafael	39.37	111,927
Sewerage Agency of Southern Marin WWTP	Mill Valley	39.37	25,000
Oro Loma-Castro Valley WWTP	San Lorenzo	39.37	182,000

* Modeling does not give specific threat in inches but predicts it will be impacted within 30 years

Table: Sean Myers/NBC Bay Area • Source: Bay Area Clean Water Agencies and UC Berkeley • Created with [Datawrapper](#)

Source: Bay Area Clean Water

“The level of the bay will rise,” said Zach Wasserman, Chairman of the Bay Conservation and Development Commission (BCDC). “If we do not start acting, do not start figuring out very specifically the ways that we can adapt to this and how we’re going to pay for it,” said Wasserman, “then life in the Bay Area will look and feel very different that it does today. And even people in the hills who will not be directly affected by rising waters will be indirectly affected by it because their transportation systems will be disrupted and the level of groundwater will increase, which could easily make it difficult to flush their toilets.”

Len Materman agrees. Materman is CEO of One Shoreline in San Mateo, also known as the San Mateo County Flood and Sea Level Rise Resiliency District, an agency dedicated to combating rising waters across the Bay Area.

Materman says everyone living in this region, no matter their address, will be affected by rising sea levels. “It’s [local water treatment plants and infrastructure] at risk. And it’s at greater risk as time goes on with sea level rise,” Materman said. “Even if you live in the hills, I mean, if you’re in Hillsboro or Woodside or whatnot, you depend on [the plant]. If you flush your toilet you depend on a functioning water treatment plant.”

For an example of how that can affect daily life look no further than the story of Sara and Peter Glover. During a heavy rainstorm, the Glovers suddenly found themselves knee deep in sewage. “The sewage was coming up out of this bathroom,” said Sarah Glover, pointing to a shower on the ground floor of her home in San Francisco’s West Portal neighborhood. They lost the first floor of their home to the sewage backup, even though they live miles away from the water. “We’ve lived here for twenty-five years and had no problems,” said Peter Glover, “then in the span of the last, you know, five years, it happened twice. “Our garbage cans were in the garage. The water was so high they were floating,” said Peter, “I couldn’t find my boots because they were underwater. So, the only thing I could grab to remotely even cover my feet with some safety were crocs. And, you know, that’s basically walking barefoot through the sewage.”

Repairs to the home cost the Glovers \$90,000. Even though insurance covered the damage, they say they never recovered from the shock - and the stench. "The odor was horrific," said Sarah. Dozens of other neighboring homes in West Portal flooded during that heavy rainstorm in December of 2019 because their sewer pipes aren’t wide enough to accommodate rain runoff and sewage, which share the same path to the Bay. But as sea levels rise, experts say this same scenario could play out across the Bay Area.

Without accounting for storms, King Tides and other weather events, the [State of California](#) predicts seas will likely rise about half a foot by 2030. In what scientists say is an extreme scenario - sea level could increase by one foot by 2030. By the middle of this century, the low figure is 1.1 feet, with an extreme high of nearly 3 feet.

One reason for concern that experts point to is what happening to the waters in the Arctic. “The temperatures in the Arctic are warming up three times faster than they’re warming up in the rest of the planet,” said Dr. Mayra Oyola, an atmospheric scientist for NASA. In the past decade, NASA and the European Space Agency launched satellites to accurately measure sea levels. Their data shows a potential for seas to rise as much as eight feet by the end of the century. “Obviously this is of concern if we’re thinking about people living near the coast,” said Dr. Oyola.

Of the 30 sewage treatment plants at risk in the Bay Area, The Investigative Unit identified four plants, serving 390,736 people, that are most at risk: Palo Alto, Paradise Cove in Tiburon, San Mateo and Benicia. Because of their location and height data modeling shows those treatment plants could flood within a decade if scientist’s worst predictions come true. If seas rise 20 inches, which some models say could happen by 2040, Silicon Valley Clean Water in Redwood City and Alvarado Wastewater Treatment Plant in Union City are also at high risk.

“There needs to be some big picture thinking,” said Jim McGrath, Chair of the San Francisco Bay Regional Waterboard. “You’re going to have to think about, okay, are we going to have to

reconstruct some of these facilities as force managers, which means you pump them rather than go by gravity, which is more expensive to operate, certainly very expensive and disruptive.”

Over the next six to nine months, the Waterboard will ask all the sewage treatment plants in the Bay Area to submit their plans to protect their facilities from flooding. The agency will review the answers they receive, prioritize the plants based on risk, and work with them on potential solutions.

After sewage caused \$90,000 worth of damage to her house, the Glovers worry about both her and her neighbors’ future. “Until the city and the state and the country take climate change seriously,” Sarah said, “and I’m hopeful as we move forward that they are (taking it seriously), we’re going to continually be in this position - and it’s a shame, especially in a country with all these resources.”

**California Public Employees'
Retirement Systems**
California Employers' Retiree Benefit Trust

**Schedule of Changes in Fiduciary Net
Position by Employer**
Year Ended June 30, 2020

**California Public Employee's Retirement System
California Employers' Retiree Benefit Trust**

Schedule of Changes in Fiduciary Net Position by Employer
Year Ended June 30, 2020

California Public Employees' Retirement System
California Employers' Retiree Benefit Trust

Contents
June 30, 2020

Independent Auditor's Report	3-4
Schedule of Changes in Fiduciary Net Position by Employer	
Schedule of Changes in Fiduciary Net Position by Employer and Supplementary Schedule of Contributions and Reimbursements Outside of Trust*	6-88
Notes to Schedule of Changes in Fiduciary Net Position by Employer	89-90

*The Supplementary Schedule of Contributions and Reimbursements Outside the Trust is unaudited.



Tel: 415-397-7900
Fax: 415-397-2161
www.bdo.com

One Bush Street
Suite 1800
San Francisco, CA 94104

Independent Auditor's Report

To the Board of Administration
California Public Employees' Retirement System
Sacramento, California

Report on the Schedule

We have audited the fiduciary net position as of June 30, 2020, and the changes in fiduciary net position for the year then ended, included in the accompanying Schedule of Changes in Fiduciary Net Position by Employer (the Schedule) of the California Public Employees' Retirement System's (the System) California Employers' Retiree Benefit Trust, and the related notes. We have also audited the fiduciary net position of each individual employer as of June 30, 2020, and the changes in fiduciary net position of each individual employer for the year then ended, included in the accompanying Schedule.

Management's Responsibility for the Schedule

Management is responsible for the preparation and fair presentation of the Schedule in accordance with accounting principles generally accepted in the United States of America; this includes the design, implementation, and maintenance of internal control relevant to the preparation and fair presentation of the Schedule that is free from material misstatement, whether due to fraud or error.

Auditor's Responsibility

Our responsibility is to express opinions on the fiduciary net position and the changes in fiduciary net position included in the Schedule based on our audit. We conducted our audit in accordance with auditing standards generally accepted in the United States of America. Those standards require that we plan and perform the audit to obtain reasonable assurance about whether the fiduciary net position and the changes in fiduciary net position included in the Schedule are free from material misstatement.

An audit involves performing procedures to obtain audit evidence about the amounts and disclosures in the Schedule. The procedures selected depend on the auditor's judgment, including the assessment of the risks of material misstatement of the fiduciary net position and the changes in fiduciary net position included in the Schedule, whether due to fraud or error. In making those risk assessments, the auditor considers internal control relevant to the entity's preparation and fair presentation of the fiduciary net position and the changes in fiduciary net position included in the Schedule in order to design audit procedures that are appropriate in the circumstances, but not for the purpose of expressing an opinion on the effectiveness of the entity's internal control. Accordingly, we express no such opinion. An audit also includes evaluating the appropriateness of accounting policies used and the reasonableness of significant accounting estimates made by management, as well as evaluating the overall presentation of the fiduciary net position and the changes in fiduciary net position included in the Schedule.

BDO USA, LLP, a Delaware limited liability partnership, is the U.S. member of BDO International Limited, a UK company limited by guarantee, and forms part of the international BDO network of independent member firms.

BDO is the brand name for the BDO network and for each of the BDO Member Firms.



We believe that the audit evidence we have obtained is sufficient and appropriate to provide a basis for our audit opinions.

Opinions

In our opinion, the Schedule referred to above presents fairly, in all material respects, the fiduciary net position of the California Public Employees' Retirement System's California Employers' Retiree Benefit Trust as of June 30, 2020, and the changes in fiduciary net position for the year then ended, in accordance with accounting principles generally accepted in the United States of America. Also, in our opinion, the Schedule referred to above presents fairly, in all material respects, the fiduciary net position of each individual employer as of June 30, 2020, and the changes in fiduciary net position of each individual employer for the year then ended, in accordance with accounting principles generally accepted in the United States of America.

Other Matters

We have audited, in accordance with auditing standards generally accepted in the United States of America and the standards applicable to financial audits contained in *Government Auditing Standards*, issued by the Comptroller General of the United States, the financial statements of the System as of and for the year ended June 30, 2020, and our report thereon, dated November 20, 2020, expressed unmodified opinions on those financial statements.

Our audit was conducted for the purpose of forming an opinion on the Schedule as a whole and for each individual employer. The Supplementary Schedule of Contributions and Reimbursements Outside the Trust has not been subjected to the auditing procedures applied in the audit of the Schedule as a whole or for each individual employer, and accordingly, we do not express an opinion or provide any assurance on it.

Restriction on Use

Our report is intended solely for the information and use of the System's management, the Board of Administration, the System's California Employers' Retiree Benefit Trust participating employers and their auditors and is not intended to be and should not be used by anyone other than these specified parties.

BDO USA, LLP

San Francisco, California
December 17, 2020

**Schedule of Changes in Fiduciary Net Position by Employer
and Supplementary Schedule of Contributions and
Reimbursements Outside the Trust**

**California Public Employees' Retirement System
California Employers' Retiree Benefit Trust
Schedule of Changes in Fiduciary Net Position by Employer
As of and for the Year Ended June 30, 2020**

Employer Name	San Joaquin Delta Community College District	San Juan Water District	San Luis Obispo Council of Governments	San Mateo County Transit District	San Ramon Valley Fire Protection District	San Ramon Valley Unified School District	Sanitary District No. 5 of Marin County
Additions							
Contributions:							
Employer contributions - direct	\$ 1,150,000	\$ 177,000	\$ 48,000	\$ 3,237,756	\$ 3,937,414	\$ 3,031,931	\$ 70,200
Net investment and other income/expenses	707,270	161,133	10,756	725,862	1,094,960	1,077,463	25,195
Total Additions	1,857,270	338,133	58,756	3,963,618	5,032,374	4,109,394	95,395
Deductions							
OPEB reimbursements - direct	-	-	-	-	-	3,076,306	-
Administrative expenses	6,516	1,826	85	11,263	14,412	12,430	343
Employer withdrawal	-	-	-	-	-	-	-
Total Deductions	6,516	1,826	85	11,263	14,412	3,088,736	343
Net Increase (Decrease)	1,850,754	336,307	58,671	3,952,355	5,017,962	1,020,658	95,052
Net Position Restricted for OPEB Benefits							
Beginning of year	12,311,944	3,684,817	141,801	22,865,820	27,696,990	26,095,323	700,131
End of year	\$ 14,162,698	\$ 4,021,124	\$ 200,472	\$ 26,818,175	\$ 32,714,952	\$ 27,115,981	\$ 795,183

**California Public Employees' Retirement System
California Employers' Retiree Benefit Trust
Supplementary Schedule the Contributions and Reimbursements Outside the Trust
As of and for the Year Ended June 30, 2020
(unaudited)**

Employer Name	San Joaquin Delta Community College District	San Juan Water District	San Luis Obispo Council of Governments	San Mateo County Transit District	San Ramon Valley Fire Protection District	San Ramon Valley Unified School District	Sanitary District No. 5 of Marin County
Employer contributions outside of trust	\$ 4,802,045	\$ 448,200	\$ 34,300	\$ 3,318,349	\$ 3,549,336	\$ 906	\$ 111,730
OPEB reimbursements outside of trust	4,802,045	448,200	34,300	3,318,349	3,549,336	906	111,730

(Continued)

California Public Employees' Retirement System California Employers' Retiree Benefit Trust

Notes to Schedule of Changes in Fiduciary Net Position by Employer As of and for the Year Ended June 30, 2020

1. CERBT Description

The California Employers' Retiree Benefit Trust (CERBT) is administered by the California Public Employees' Retirement System (the System or CalPERS). The CERBT consists of participating employers of the State of California, public agencies, and schools. Individual employers may establish more than one plan, which are presented in separate columns in the Schedule of Changes in Fiduciary Net Position by Employer (the Schedule). CalPERS is governed by the Board of Administration (the Board) that is responsible for the management and control of CalPERS, including the exclusive control of the administration and investment of the CERBT.

The CERBT was established by Chapter 331 of the 1988 California Statutes, and employers elect to participate in the CERBT to pre-fund health, dental, and other nonpension postemployment benefits for their retirees and survivors, hereafter referred to generally as OPEB costs. The CERBT has pooled administrative and investment functions, while separate employer accounts are maintained to prefund and pay for health care or other postemployment benefits in accordance with the terms of the participating employers' plans. There are three Board approved investment strategies for employers to choose from depending on their expected levels of return and volatility. Benefit provisions are established by participating employers.

2. Summary of Significant Accounting and Reporting Policies

Measurement Focus, Basis of Accounting and Basis of Presentation

The accompanying Schedule was prepared in accordance with accounting principles generally accepted in the United States of America as applicable to governmental organizations. In doing so, CalPERS adheres to the reporting requirements established by the Governmental Accounting Standards Board (GASB).

The CERBT is accounted for on the flow of economic resources measurement focus and the accrual basis of accounting. Contributions are voluntarily determined by the employer's own funding schedule, and there are no long-term contracts for contributions to the CERBT. As such, contributions are elective and not required. The CERBT recognizes employer contributions postmarked by June 30, 2020 and received by July 14, 2020.

Eligible OPEB costs incurred by an employer as of and for the fiscal period ending June 30, 2020 and for which CERBT received a reimbursement request by July 31, 2020, are reflected as reimbursements in the accompanying Schedule.

During the fiscal year ending June 30, 2020, two employers concluded their participation in the CERBT. Accordingly the withdrawal totaling approximately \$12.7 million has been classified as employer withdrawal in the accompanying Schedule.

Net investment income represents realized and unrealized gains and losses based on the fair value of investments, interest, and dividends, net of investment expenses. Investment income/loss is allocated to each employer based on the employer's percentage of ownership in the respective investment strategies using the daily investment gain/loss provided by the custodian bank. The recognition of investment income/loss is also affected by the timing of contributions and reimbursements.

**California Public Employees' Retirement System
California Employers' Retiree Benefit Trust**

**Notes to Schedule of Changes in Fiduciary Net Position by Employer
As of and for the Year Ended June 30, 2020**

The participating employers are charged investment and administrative expenses based on a single fee rate, which covers all program costs. The fee rate is evaluated each year, and the approved fee rate is provided to the custodian bank to calculate the amounts. The investment and administrative expenses are calculated by multiplying the fee rate to the employer's beginning investment balance for each investment strategy on a daily basis. Investment and administrative expenses in the Schedule were allocated based on the employer's percentage of the total investment and administrative expenses multiplied by the respective totals reported in CalPERS' basic financial statements included in its Comprehensive Annual Financial Report (CAFR) for the Plan.

Activity outside of the trust represents employer OPEB activity that was not processed by the CERBT and is based solely on data submitted by the participating employers. Accordingly, such information is unaudited.

Use of Estimates in the Preparation of the Schedule

The preparation of the Schedule in conformity with accounting principles generally accepted in the United States of America requires management to make significant estimates and assumptions that affect the reported amounts of additions and deductions during the reporting period. Actual results could differ from those estimates.

Relationship of the Schedule to the CalPERS' Financial Statements

The Schedule was reconciled to the CERBT's Statement of Changes in Fiduciary Net Position in CalPERS' CAFR for the year ended June 30, 2020, with no differences noted.

Additional Financial Information

Additional financial information is located in CalPERS' CAFR for the year ended June 30, 2020, which can be found on CalPERS' website at <https://www.calpers.ca.gov/docs/forms-publications/cafr-2020.pdf>. Questions concerning any of the information provided in this report or requests for additional information should be addressed via email to CERBT4U@calpers.ca.gov.

CERBT Account Update

Sanitary District No 5 of Marin County

as of December 31, 2020

OPEB Valuation Report Summary

OPEB Actuarial Valuation Report by Precision Actuarial Inc. for GovInvest	
Valuation Date	6/30/2019
Total OPEB Liability (TOL)	\$1,547,722
Valuation Assets	\$700,131
Net OPEB Liability (NOL)	\$847,591
Funded Status	45%
Actuarially Determined Contribution (ADC)	\$106,991
CERBT Asset Allocation Strategy	Strategy 1
Discount Rate	7.59%

CERBT Account Summary

As of December 31, 2020	
Initial contribution (06/30/2010)	(\$67,646)
Additional contributions	\$638,362
Disbursements	\$0
CERBT expenses	(\$3,826)
Investment earnings	\$364,369
Total assets	\$931,260
Money-weighted annualized net rate of return	8.96%

Cash Flow Summary by Fiscal Year

Fiscal Year	Contributions	Disbursements	Cumulative Investment Gains (Losses)	Cumulative Fees	Cumulative Ending Assets
2006-07	\$0	\$0	\$0	\$0	\$0
2007-08	\$0	\$0	\$0	\$0	\$0
2008-09	\$0	\$0	\$0	\$0	\$0
2009-10	\$67,646	\$0	\$0	\$0	\$67,646
2010-11	\$54,145	\$0	\$16,051	(\$98)	\$137,744
2011-12	\$50,575	\$0	\$16,762	(\$253)	\$188,875
2012-13	\$0	\$0	\$37,982	(\$554)	\$209,794
2013-14	\$73,225	\$0	\$80,074	(\$900)	\$324,765
2014-15	\$56,467	\$0	\$79,146	(\$1,221)	\$379,982
2015-16	\$27,662	\$0	\$83,138	(\$1,535)	\$411,322
2016-17	\$37,097	\$0	\$126,716	(\$1,902)	\$491,630
2017-18	\$65,700	\$0	\$165,575	(\$2,347)	\$595,745
2018-19	\$68,000	\$0	\$202,682	(\$2,855)	\$700,343
2019-20	\$70,200	\$0	\$228,173	(\$3,459)	\$795,430
as of 12/31/20	\$0	\$0	\$364,369	(\$3,826)	\$931,260

CERBT Expected Rates of Return & Risk

Portfolios	Strategy 1	Strategy 2	Strategy 3
Expected Time-Weighted Net Return, Near Term	5.85%	5.22%	4.41%
Expected Time-Weighted Blended Net Return, Longer Term	7.59%	7.01%	6.22%
Standard Deviation of Expected Investment Returns	11.83%	9.24%	7.28%

Near term is 10 years. Longer term is 60 years. Expected returns are net of fees. CERBT total fees are 10 bps. CERBT data use 2018 capital market assumptions. Standard deviation is 10 years.

CERBT Asset Class Target Allocations

Asset Classification	Benchmark	Strategy 1	Strategy 2	Strategy 3
Global Equity	MSCI All Country World Index	59% ±5%	40% ±5%	22% ±5%
Fixed Income	Barclays Capital Long Liability Index	25% ±5%	43% ±5%	49% ±5%
Global Real Estate (REITs)	FTSE EPRA/NAREIT Developed Liquid Index	8% ±5%	8% ±5%	8% ±5%
Treasury Inflation Protected Securities (TIPS)	Barclays Capital Global Real: US TIPS Index	5% ±3%	5% ±3%	16% ±3%
Commodities	S&P GSCI Total Return Index	3% ±3%	4% ±3%	5% ±3%
Cash	3-Month Treasury Bill	0% +2%	0% +2%	0% +2%

Total Participation Cost Fee Rate

- Total all-inclusive cost of participation
 - Combines administrative, custodial, and investment fees
 - 10 basis points of assets under management
 - Self-funded, fee rate may change in the future
 - Fee is applied daily to assets under management

CERBT Fee Rate History

Fiscal Year	Total Participation Cost
2007-2008	2.00 basis points
2008-2009	6.00 basis points
2009-2010	9.00 basis points
2010-2011	12.00 basis points
2011-2012	12.00 basis points
2012-2013	15.00 basis points
2013-2014	14.00 basis points
2014-2015	10.00 basis points
2015-2016	10.00 basis points
2016-2017	10.00 basis points
2017-2018	10.00 basis points
2018-2019	10.00 basis points
2019-2020	10.00 basis points
2020-2021	10.00 basis points

Questions? Where to Get Trust Fund Information?

Name	Title	E-mail	Desk	Mobile
Matt Goss	Outreach & Support Program Manager	Matthew.Goss@calpers.ca.gov	(916) 795-9071	(916) 382-6487
Karen Lookingbill	Outreach & Support Manager	Karen.Lookingbill@calpers.ca.gov	(916) 795-1387	(916) 501-2219
Bob Honer	Outreach & Support Manager	Robert.Honer@calpers.ca.gov	(916) 795-0531	(279) 203-5563
Jasper Jacobs	Outreach & Support Analyst	Jasper.Jacobs@calpers.ca.gov	(916) 795-0432	(916) 717-3886
Jean MacDonald	Outreach & Support Analyst	Jean.MacDonald@calpers.ca.gov	(916) 795-0675	(916) 291-1325
Colleen Cain-Herrback	Administration & Reporting Program Manager	Colleen.Cain-Herrback@calpers.ca.gov	(916) 795-2474	(916) 505-2506
Adan deCastro-Lobisser	Administration & Reporting Manager	Adan.deCastro-Lobisser@calpers.ca.gov	(916) 795-9478	

Program E-mail Addresses	Prefunding Programs Webpages
CERBT4U@calpers.ca.gov – Questions & Document Submittal	www.calpers.ca.gov/CERBT
CEPPT4U@calpers.ca.gov – Questions & Document Submittal	www.calpers.ca.gov/CEPPT
CERBTACCOUNT@calpers.ca.gov – Online Record Keeping System	

Ask us about prefunding pension costs.
CEPPT4U@calpers.ca.gov.